




HYUNDAI A-LEAGUE
2006-07

VERSION 2

Official Season Guide



IT'S FOOTBALL.
BUT NOT AS
YOU KNOW IT.





 **HYUNDAI**

A-LEAGUE 2006-07 OFFICIAL SEASON GUIDE

CONTENTS

INTRODUCTION

A message from the Chairman	2
Contact details	3
Football in Australia	6
Laws of the game	8
Media partners	10

THE HYUNDAI A-LEAGUE

Introduction	12
Hyundai A-League 2005-06 season review	13
Adelaide United	21
Central Coast Mariners	31
Melbourne Victory	41
New Zealand Knights	51
Newcastle Jets	61
Perth Glory	71
Queensland Roar	81
Sydney FC	91
2006 Pre-Season Cup details	101
Hyundai A-League 2006-07 fixtures	104
Match officials	106

NATIONAL TEAMS

Men's national teams	108
Women's national teams	126
Futsal	132

Copyright Football Federation Australia 2006.

All rights reserved. No portion of this product may be reproduced electronically, stored in or introduced into a retrieval system, or transmitted in any form, or by any means (electronic, mechanical, photocopying, recording or otherwise), without the prior written permission of Football Federation Australia.

THE HYUNDAI A-LEAGUE 2006-07 OFFICIAL SEASON GUIDE

A publication of Football Federation Australia

Content and layout by Andrew Howe

Recommended Retail Price \$10

A message from the Chairman

On behalf of the board and management of Football Federation Australia I would like to welcome you to Hyundai A-League – Version 2.

What a wonderful platform we have to build on for this season after the success of the inaugural one which attracted over one million fans through the turnstiles and cumulative audiences of close to three million watching on television.

We saw mainstream sports entertainment played out in stadia with terrific, safe, family-friendly atmosphere created by great-natured, very vocal and colourful crowds.

And eventually we saw a fairytale sold out grand final, with the competition heavy-weights Sydney taking on the much loved underdog Mariners from the Central Coast in front of more than 40,000, and a live television audience of quarter of a million.

The success of the Hyundai A-League's first season is truly the cornerstone of the rebirth of Football in Australia. So much has happened since August last year. The heroics of the Qantas Socceroos in November and more recently in June in Germany are now legend.



The opportunities that have been opened to us through our new membership of the Asian Football Confederation will, in years to come, be transforming for Football in Australia.

But the shopfront for the Game remains the Hyundai A-League. Our national competition must play a pivotal role in the next phase of our sport's development.

There have been a number of exciting developments during the off season of the Hyundai A-League which helped to secure its future.

We signed a new television broadcast deal with Fox Sports which will bring much needed revenue into the game and will also ensure that every Hyundai A-League match will be shown live around Australia.

Importantly, straight off the back of the coming season, for the first time our top clubs will play in the prestigious Asian Champions League. What an incredible extra dimension that will provide for our new national competition in this just its second year.

Every sporting competition needs partners and I would like to acknowledge the continued support our major sponsor Hyundai who took a leap of faith with us and have been the driving force behind the Hyundai A-League.

Our other partners have also played a significant role and I would like to thank Qantas, Telstra and Zurich for their support.

I would like to thank you for your coverage of the Hyundai A-League and I look forward to seeing you at the football.

Frank Lowy AC

Chairman

Football Federation Australia

August 2006

HYUNDAI A-LEAGUE – FFA STRUCTURE & CONTACT DETAILS

Football Federation Australia
ACN 106 478 068

Headquarters
Level 7, 26 College St
Sydney NSW 2000

Postal Address
Locked Bag A4071
Sydney South NSW 1235

Phone	+61 2 8354 5555
Fax	+61 2 8354 5590
Email	info@footballaustralia.com.au
Website	www.footballaustralia.com.au www.a-league.com.au

Football Federation Australia – Board of Directors

Chairman	Mr Frank Lowy AC
Deputy Chairman	Mr Brian Schwartz AM
Directors	Mr Ron Harvey CVO, AM Mr Ron Walker AC, CBE Ms Suzanne Williams Mr Phillip Wolanski

Football Federation Australia – Management Committee

Chief Executive Officer	John O'Neill AO
General Counsel & Chief of Staff	Peter Friend
Head of Operations	Matt Carroll AM
Head of Commercial Operations	John O'Sullivan
Head of High Performance	John Boulton AM
Head of Marketing, Communication & Strategy	Geoff Parmenter

Hyundai A-League

Head of Operations	Matt Carroll AM
League Operations Manager	Rob Abernethy
Operations Co-ordinator	Melissa King
Administration Co-ordinator	Maria Karadimas
Administration Co-ordinator	Matt Sheppard
Marketing Manager	Peter Jarman
Media & Communications	Adam Mark

STATE FEDERATION & PFA CONTACT DETAILS

Soccer NSW

Valentine Sports Park
235-257 Meurants Lane
Glenwood NSW 2768
Tel: (02) 8814 4400
Fax: (02) 9629 3770
Email: info@soccernsw.com.au
Web: www.soccernsw.com.au

Northern NSW Soccer Federation

235 Old Maitland Road
Hexham NSW 2322
Tel: (02) 4964 0777
Fax: (02) 4964 8921
Email: socceradmin@norsoc.org.au
Web: www.northernnswsoccer.com.au

Football Federation Victoria

John Cain Memorial Park
281 Darebin Road
Thornbury VIC 3071
Tel: (03) 9474 1800
Fax: (03) 9474 1899
Email: info@footballfedvic.com.au
Web: www.footballfedvic.com.au

Football Queensland

Queensland Sports & Athletic Centre
Kessels Road
Nathan QLD 4111
Postal: PO Box 748
Sunnybank QLD 4109
Tel: (07) 3420 5866
Fax: (07) 3420 5944
Web: www.footballqueensland.com.au

Football Federation South Australia Inc

Santos Stadium
Railway Terrace
Mile End SA 5031
Postal: PO Box 593
Hindmarsh SA 5007
Tel: (08) 8354 1422
Fax: (08) 8354 1455
Email: info@ffsa.com.au
Web: www.ffsa.com.au

Football West

Ferguson St, Gibbney Reserve
Maylands WA 6931
Postal: PO Box 214
Maylands WA 6931
Tel: (08) 9422 6900
Web: www.footballwest.com.au

Football Federation Tasmania

KGV Soccer
18 Grove Road
Glenorchy TAS 7010
Postal: PO Box 371
Glenorchy TAS 7010
Tel: (03) 6273 3299
Fax: (03) 6272 8868
Email: ceo@footballfedtas.com.au
Web: www.footballfedtas.com.au

Football Federation Northern Territory

Sports House
Lot 3730 Waratah Crescent
Fannie Bay NT 0820
Tel: (08) 8941 2444
Fax: (08) 8941 8644
Email: info@footballnt.com.au
Web: www.footballnt.com.au

Capital Football

Unit 2/3 Phipps Close
Deakin ACT 2600
Tel: (02) 6260 4000
Fax: (02) 6260 4999
Email: info@capitalfootball.com.au
Web: www.capitalfootball.com.au

Professional Footballers Association

Level 10, 600 St Kilda Road
Melbourne VIC 3004
Tel: (03) 9533 2241
Fax: (03) 9521 3242
Email: info@pfa.net.au
Web: www.pfa.net.au

INTERNATIONAL DIRECTORY

FIFA

Federation Internationale de Football Association

Hitzigweg 11
PO Box 85
8030 Zurich, Switzerland
Tel: +41 43 222 7777
Fax: +41 43 222 7878
Email: media@fifa.org
Web: www.fifa.com

AFC (Asia)

Asian Football Confederation

AFC House
Jalan 1/155B
Bukit Jalil
57000 Kuala Lumpur, Malaysia
Tel: +60 3 8994 3388
Fax: +60 3 8994 2689
Email: media@the-afc.com
Web: www.the-afc.com

OFC (Oceania)

Oceania Football Confederation

12 Maurice Road
Penrose, Auckland, New Zealand
Tel: +64 9525 8161
Fax: +64 9525 8164
Email: info@ofcfoot.org.nz
Web: www.oceaniafootball.com

New Zealand Soccer

PO Box 301-043
Albany, Auckland, New Zealand
Tel: +64 9 414 0175
Fax: +64 9 414 0176
email: media@soccernz.co.nz
Web: www.nzsoccer.com

CAF (Africa)

Confederation Africaine de Football

3 Abdel Khalek Sarwat Street
El Hay El Motamayez
PO Box 23
6th October City, Egypt
Tel: +20-2-8371000
Fax: +20-2-8370006
Email: info@concacaf.net
Web: www.cafonline.com

CONMEBOL (South America)

Confederacion Sub Americana de Futbol

Autopista Aeropuerto Internacional
Km. 12, Luque (Gran Asuncion), Paraguay
Tel: +595 21/645 781, 645 786
Fax: +595 21/645 791, 645 792
Email: conmebol@conmebol.com.py
Web: www.conmebol.com

UEFA (Europe)

Union des Associations Europeennes de Football

Route de Geneve 46
1260 NYON, Switzerland
Tel: +41-22/994 4444
Fax: +41-22/994 4488
Email: info@uefa.com
Web: www.uefa.com

CONCACAF (North/Central America, Caribbean)

Confederation of North, Central American and Caribbean Association Football

725 Fifth Avenue, 17th Floor
New York, NY 10022, USA
Tel: +1-212/3080044
Fax: +1-212/3081851
Email: mail@concacaf.net
Web: www.concacaf.net

FOOTBALL IN AUSTRALIA

Football in Australia has its roots in the early colonial days, with the first known match played between Wanderers and King's School at the Parramatta Common in Sydney. The match, played Saturday 14 August 1880 in front of almost 1000 spectators, ended in a 5-0 win to the Wanderers.

The first international match did not take place for another 42 years, during which time Australia had progressed to become a Federation. Australia's inaugural international match was against trans-Tasman rivals New Zealand – Australia going down 1-3 in Dunedin, New Zealand, in June 1922.

Since then, and especially over the past 40 years, the sport of football has grown extensively in the country, culminating with participation levels – especially for juniors – at an all-time high for any football code.

Out of a total population of almost 21 million people, latest survey data shows that Australia has more than one million football participants, including well over 600,000 players officially registered with affiliated federations, incorporating junior, amateur, school, Futsal, church and contract players.

At the elite end of the scale, Australia regularly competes for a berth in the world's two largest sporting events – the FIFA World Cup and the Olympic Games. Men's and women's football at Sydney 2000 took the profile of the sport to greater heights.

Football has one of the most respected talent identification systems and youth development programs of any sport in Australia, culminating with the Australian Institute of Sport in Canberra. The Institute continually produces champions, among whom Mark Viduka, Craig Moore and Marco Bresciano can be counted.

Since the early 1900s, the country's elite football clubs competed in the various state leagues. In 1977, football was the first sport in Australia to adopt a national league. August 2005 witnessed the launch of a vibrant and brand new national competition – the Hyundai A-League – which saw many former 'Aussies Abroad' return home to play in its highly-anticipated inaugural season. The first Hyundai A-League season saw over one million spectators pass through the gates.

The domestic competition and development programs have combined to establish Australia as a major exporter on the world soccer stage – in fact, there are currently around 150 Australians playing professionally in other countries, many featuring in the top leagues throughout Europe.

The ongoing return of current and former national team players to take up renewed playing careers and coaching positions demonstrates the full cycle of the investment in Australian talent.

Australia's long-sought entry into the Asian Football Confederation in 2006 brings enormous benefits to the game, adding a new dimension that seemed just a dream not long ago.

Football Federation Australia – the governing body for the sport – has an overall responsibility to administer, develop and promote football in Australia through its state and territory membership.

Football Federation Australia is specifically responsible for the:

- senior national men's team (Qantas Socceroos)
- under 23 national men's team (Qantas Under 23s)
- under 20 national men's youth team (Qantas Young Socceroos)
- under 17 national men's youth team (Qantas Joeys)
- senior national women's team (Qantas Matildas)
- under 20 national women's team (Qantas Young Matildas)
- national men's Futsal team (Qantas Futsalroos)
- national women's Futsal team (Qantas Australian Women's Futsal Team)
- national football competition (Hyundai A-League).



Australia moves into Asia

In probably the most monumental decision ever for Australian football, the FIFA Executive Committee in June 2005 approved the move of Australia into the Asian Football Confederation – effective 1 Jan 2006.

A FIFA Statement read:

"The Football Federation of Australia will be entitled to change from the Oceania Football Confederation (OFC) to the Asian Football Confederation (AFC)."

"After prolonged debate and consideration of the facts at hand, the executive body reached the conclusion that, as all of the parties involved (Confederations of Oceania, Asia and the Australian association) had agreed to the move, the case did not need to be discussed by the FIFA Congress."

"Australia will therefore belong to the Asian Football Confederation as from 1 January 2006."

A TIMELINE OF FOOTBALL IN AUSTRALIA

A timeline of football in Australia

- 1880** First recorded (association) football game in Australia – Wanderers 5 v King’s School 0, Sydney.
- 1883** First interstate match – New South Wales 2 v Victoria 2, Melbourne.
Australia gains affiliation with the Football Association, England.
- 1885** First competition series, the ‘badge’ competition, and knock-out cup won by Granville, Sydney
- 1895** First ‘Aussie Abroad’ – James Jackson, from Newcastle, who joined Glasgow Rangers (Scotland) and later went to Arsenal Woolwich, Newcastle United (England) and Abercorn (Scotland).
- 1904** First Australian team tours overseas – New South Wales ‘combination’ tours New Zealand.
- 1905** First overseas touring team, New Zealand, visits Australia (New South Wales).
- 1921** Australian Soccer Association reformed with headquarters in Sydney.
- 1922** First international – Australia 1 v New Zealand 3 in Dunedin, New Zealand.
- 1923** First home international – Australia 2 v New Zealand 1 in Brisbane.
- 1925** First recorded publicity of women’s football in Australia, ‘Reds’ v ‘Blues’, Brisbane.
First visit by England national team, an English FA XI.
- 1932** First organised interstate carnival, Sydney – final: New South Wales 6 v South Australia 1.
- 1954** Joe Marston (Preston North End) becomes the first Australian to play in an English FA Cup final.
- 1956** Australia (Melbourne) hosts Olympic Games – Australia defeats Japan 2–0 and then loses to India 2–4.
- 1961** Australia suspended from all international football by FIFA.
- 1963** Formation of the Australian Soccer Federation; Australia regains full affiliation with FIFA.
- 1965** Australia plays its first World Cup qualifying match, losing 1–6 to North Korea.
- 1968** Australian Amateur Association formed.
- 1972** Futsal introduced in Australia.
- 1974** Australia participates in FIFA World Cup; meets East Germany (L0-2), West Germany (L0-3) and Chile (D0-0).
Australian Women’s Soccer Association formed.
- 1977** National Soccer League (NSL) formed – Sydney City inaugural NSL Champions.
- 1978** Australian women’s team plays its first international match, World Women’s Invitational Tournament, Taiwan.
- 1981** Australia hosts U-20 FIFA World Youth Cup.
- 1989** Australia participates in the first FIFA Futsal World Championship.
- 1991** Australian U-20 team reaches FIFA World Youth Cup semi-final – Australia’s first world cup semi-final appearance.
- 1995** Soccer Australia replaces the Australian Soccer Federation.
Australia participates in the FIFA Women’s World Cup for the first time.
- 1996** Women’s National Soccer League (WNSL) formed – Qld Academy of Sport inaugural WNSL Champions.
- 1997** Australia establishes a world record for most consecutive wins in ‘A’ internationals (14).
Australia participates in its first FIFA Confederations Cup – and reaches the final against Brazil.
- 1999** Australian U-17 team reaches FIFA World Championship final – Australia’s first world cup final appearance.
- 2000** Largest crowd for an Australian club match – 43,242 at NSL Grand Final, Perth v Wollongong.
Australia (Sydney) hosts Olympic Games for the second time – men’s and women’s team participate.
- 2003** Australian Soccer Association replaces Soccer Australia on October 1.
- 2004** NSL closes down with the deciding match of the 2003-04 season, Perth 1 v Parramatta 0, on April 4.
- 2005** Australian Soccer Association changes its name to Football Federation Australia on January 1.
A new national competition, the Hyundai A-League, commences on August 26.
Australia defeats Uruguay on penalties on November 16 to qualify for the 2006 FIFA World Cup.
- 2006** Australia formally moves into the Asian Football Confederation on January 1.
The largest crowd to watch a club match in NSW sees Sydney FC win the inaugural Hyundai A-League Grand Final.
Largest crowd for an Australian home international – 95,103 at Australia v Greece, Melbourne.
Australia participates in the FIFA World Cup in Germany – reaches round of 16.

FIFA LAWS OF THE GAME

All matches under the jurisdiction of the Hyundai A-League will be played in accordance with the FIFA Laws of the Game. This includes the Pre-Season Cup and the Hyundai A-League.

A copy of the FIFA Laws of the Game can be found on the FIFA website www.fifa.com.

The following section provides an abridged version of the FIFA laws of the game.

Law 1: field of play

Hyundai A-League fields must be between 64m and 75m in width and between 100m and 110 m in length.

Law 2: ball

The official game ball of the Hyundai A-League will have a circumference of 68–70cm, a weight of 410–450g and pressure equal to 0.6–1.1 atmosphere at sea level.

Law 3: number of players

Each team is to have a maximum 11 players, including one goalkeeper. For all Hyundai A-League matches a maximum of three substitutes, including a goalkeeper, may be fielded. In Regular Season matches up to four substitutes, including one goalkeeper, may be listed on the 'starting list'; in Finals Series matches up to five substitutes, including one goalkeeper, may be listed on the 'starting list';

Law 4: players' equipment

Players must not wear anything that is dangerous to either himself or other players. Players' uniforms are to consist of a jersey, shorts, socks, shinguards and boots. Goalkeepers must wear colours that distinguish themselves from the other players on the field and match officials.

Law 5: referee

The referee has the authority to enforce the Laws of the Game for the match he is in control of. The referee acts as timekeeper and keeps a record of the match. The referee works in conjunction with his assistant referees and the fourth official to ensure that the game is played in accordance with the laws of the game. The referee's decision is final.

Law 6: assistant referee

Two assistant referees are appointed to assist the referee and indicate when the ball goes out of play, which team is entitled to a throw-in, goal-kick or corner kick, off-sides and when substitutes are requested to be fielded. Assistant referees are also required to alert the referee to misconduct.

Law 7: duration of the match

The normal match duration is two equal periods of 45 minutes. Allowance is to be made for time lost through injury, substitutions, time wasting, setting up walls, goal celebrations, cautions, send-offs or any other cause at the referee's discretion. Half time is restricted to a maximum of 15 minutes. In the event of a drawn match in the Hyundai A-League Finals Series, extra time of two 15 minute halves is to be played.

Law 8: start and restart of play

A toss of a coin decides which team will kick-off. Each team must stay in their own half and the defending players must be at least 9.15m from the ball at kick-off. After a goal is scored play is restarted with a kick-off. The second half of the match is started by the team that did not kick-off in the first half.

Law 9: ball in and out of play

The ball is out of play when the whole of the ball has crossed the goal line or touch line, or when play has been stopped by the referee. At all other times the ball is in play.

Law 10: method of scoring

A goal is scored when the whole of the ball crosses the whole of the goal line, between the posts and under the cross bar, provided that no infringement has occurred prior to the ball going into the goal.

Law 11: offside

A player is in an offside position if he is nearer to his opponent's goal line than both the ball and the second last opponent. He can not be in an offside position if he is in his own half, is level with the second last opponent, or is level with the last two opponents. A player in an offside position is only penalised if the ball touches or is played by one of his team and he is interfering with play, interfering with an opponent or gaining an advantage by being in that position. There is no offside if a player receives a ball directly from a goalkick, throw-in or corner kick.

Law 12: fouls and misconduct

Direct free kick: Awarded if a player commits any of the following offences in a manner that is deemed to be careless, reckless or using excessive force: kicks or attempts to kick an opponent; trips or attempts to trip an opponent; jumps at an opponent; charges an opponent; strikes or attempts to strike an opponent; or pushes an opponent. A direct free kick is also awarded when a player: touches the opponent before touching the ball during a tackle; holds an opponent; spits at any other person; or deliberately commits a handball.

Penalty kick: Awarded if any of the above offences are committed by a player inside his own penalty area when the ball is in play.

Indirect free kick: Awarded if a goalkeeper: takes more than six seconds while controlling the ball before releasing it; touches the ball again with his hands after it has been released from his possession without touching another player; or touches the ball with his hands after directly receiving it from a throw-in taken by a team-mate. An indirect free kick is also awarded if a player: plays in a dangerous manner; impedes the progress of an opponent; prevents the goalkeeper from releasing the ball from his hands; or commits any other offence not previously mentioned in Law 12 where play is stopped to caution/dismiss a player.

Cautionable offences: A yellow card is issued if a player: commits unsporting behaviour; shows dissent by word or action; persistently infringes the laws of the game; delays the restart of play; fails to respect the required distance when play is restarted with a corner or free kick; enters or re-enters the field of play without the referee's permission; or deliberately leaves the field of play without the referee's permission. Most cautions are administered for unsporting behaviour.

Send-off offences: A red card is issued if a player: is guilty of foul or serious play; is guilty of violent conduct; spits at any other person; denies the opposing team a goal or obvious goal-scoring opportunity by deliberately handling the ball; denies an obvious goal-scoring opportunity by an offence punishable by a free-kick or a penalty kick; uses offensive, insulting, or abusing language and/or gestures; or receives a second caution in the same match.

Law 13: free kicks

There are two types of free kicks: direct and indirect. A direct free kick can be kicked directly into goal; an indirect free kick can only result in a goal if the ball touches another player before it enters the goal. For all free-kicks the players from the opposing team must be at least 9.15m from the ball.

Law 14: penalty kick

A penalty kick is awarded against a team that commits a direct free-kick offence inside their own penalty area. All players, except the penalty taker and the goalkeeper, must be at least 9.15m away from the penalty mark and outside of the penalty area. Once the ball is kicked the goalkeeper may move along the goal line but not in front of it.

Law 15: throw-in

A throw-in is awarded when the whole of the ball passes over the whole of the touchline. The throw-in is taken from the point where the ball crossed the line. The thrower must face the field of play, have part of his foot either on or outside the touchline, use both hands and throw the ball over his head. A goal cannot be scored directly from a throw-in.

Law 16: goal kick

A goal kick is awarded when the whole of the ball, having last been touched by the attacking team, passes over the goal line and not within the goalmouth. The ball is placed at any point of the goal area and kicked by a player in the defending team.

Law 17: corner kick

A corner kick is awarded when the whole of the ball, having last been touched by the defending team, passes over the goal line and not within the goalmouth. The ball is placed inside the corner arc and kicked by a player in the attacking team.

MEDIA PARTNERS

Football Federation Australia acknowledges our television and radio partners for the Hyundai A-League 2006-07 season

Television partners



FOX SPORTS is the official Australian broadcaster of the Hyundai A-League.

FOX SPORTS is dedicated to broadcasting all Hyundai A-League matches live and exclusive each week in season 2006-07, plus all finals series matches, to its vast Australian audience.

Total Football broadcasts on Fox Sports on Thursdays and features a comprehensive wrap of all that is going on in the world of football plus a preview of the forthcoming round of the Hyundai A-League.

Additionally, the **Hyundai A-League Highlights Program** screens on Fox Sports on Mondays, featuring a review of all the action from the weekend's round.

www.foxsports.com.au



SKY Network Television Limited ("SKY") is New Zealand's pre-eminent pay television company.

Sky Sports New Zealand is the official New Zealand broadcaster of the Hyundai A-League and will show all New Zealand Knights home games in the Hyundai A-League 2006-07 season live, as well as all finals series matches.

www.skytv.co.nz

Radio partners

HYUNDAI A-LEAGUE CLUB BROADCAST PARTNERS

LIFE FM (Adelaide) 107.9FM

broadcasting all **Adelaide United** home & away matches of the Hyundai A-League 2006-07 season
www.life.on.net

Coast FM (Gosford) 96.3FM

broadcasting all **Central Coast Mariners** home & away matches of the Hyundai A-League 2006-07 season
www.2ccc.net

SEN 1116 (Melbourne) 1116AM

broadcasting all **Melbourne Victory** home & away matches of the Hyundai A-League 2006-07 season
www.sen.com.au

Radio Sport New Zealand 1332AM Auckland

broadcasting all **New Zealand Knights** home & away matches of the Hyundai A-League 2006-07 season
www.radiosport.co.nz

ABC Radio Newcastle 1233AM

broadcasting all **Newcastle Jets** home & away matches of the Hyundai A-League 2006-07 season

90.5 SportFM (Perth) 90.5FM

broadcasting all **Perth Glory** home & away matches of the Hyundai A-League 2006-07 season
www.sportfm905.com

Information Radio (Perth) 990AM

broadcasting all **Perth Glory** home & away matches of the Hyundai A-League 2006-07 season

SPORTS DATA

Sportsdata is the official statisticians to the FFA and the Hyundai A-League.

Sportsdata's hard-working team produces live and detailed statistics (approximately 10,000 per game) for ALL Hyundai A-League and Qantas Socceroos matches that are delivered to Sportsdata's partners in web, wireless, television and print media.

For the teams Sportsdata supplies video analysis, coaching tools, online statistics, high performance stats at team and player level, reporting as well as tables, charts, maps and traces.

For the media outlets Sportsdata can provide live stats feeds along with match day kits, media guides, stats leaders, previews and line-ups, historical database extracts, player and team bios.

All Sportsdata statistics are time-synched to broadcast and eagle-cam vision allowing it to be a coaching tool unmatched anywhere in the world.

For further information contact:

Sportsdata
Level 3, 55 Pyrmont Bridge Road
Pyrmont 2009 NSW
Phone: + 61 2 9692 9233
Fax: +61 2 9692 8124

Football Manager: Sam Mueller
Email: sam@sportsdata.com.au
Phone: 0413 188 988

CEO: Andrew Moufarrige
Email: andrew@sportsdata.com.au
Phone: 0418 11 00 77



 **HYUNDAI**

A-LEAGUE

2006-07

WHAT IS THE HYUNDAI A-LEAGUE?

- On 1 November 2004 the formal announcement of the HYUNDAI A-LEAGUE was made by Football Federation Australia, with eight consortia confirmed as inaugural participants, each with a five year agreement.
- The eight privately owned clubs who represent eight cities across five Australian states, plus New Zealand, are:
 - Adelaide United FC
 - Central Coast Mariners FC
 - Melbourne Victory FC
 - New Zealand Knights FC
 - Newcastle Jets FC
 - Queensland Roar FC
 - Perth Glory FC
 - Sydney FC
- Sydney FC are the inaugural Hyundai A-League Champions, having won the Hyundai A-League 2006 Grand Final 1-0 over Central Coast Mariners at Sydney's Aussie Stadium, watched by a crowd of 41,689.
- The Hyundai A-League 2006-07 season – "Version 2" – again consists of 21 home & away rounds, with each club playing the others three times.
- The Hyundai A-League 2006-07 home & away season kicks off on Friday 25 August 2006 and concludes Sunday 21 February 2007; there will then will be a four week finals series featuring the top four teams concluding with the Grand Final on Sunday 18 February 2007.
- Each club has a roster of 20 players (including at least two 'under 20' players), fitting under a salary cap of A\$1.6 million; although one 'marquee' player can sit outside the salary cap, subject to approval.
- Short-term contract players may take the place of rostered players (in the case of injury, etc), subject to approval.
- FOX SPORTS is the exclusive Australian TV broadcast partner for the Hyundai A-League and will broadcast all matches live and exclusive including all finals series matches. Sky Sports New Zealand will cover all New Zealand Knights home matches and all finals series matches
- Several regional radio-listening markets will be served by club-specific radio broadcasters.
- SPORTAL has developed the official website of the Hyundai A-League www.a-league.com.au, and the official websites of the eight Hyundai A-League clubs.
- SPORTSDATA, Australia's leading real-time sports information service, is the official statistics provider for the Hyundai A-League.
- TheFull90 is the new and improved official match day magazine of the Hyundai A-League – on sale at every Hyundai A-League venue on match day.
- Two teams from the Hyundai A-League will participate in the 2007 edition of the AFC Asian Champions League.

HYUNDAI A-LEAGUE 2005-06 AWARD WINNERS

JOHNNY WARREN MEDAL

Hyundai A-League 2005-06 Players Player of the Year

Winner: **Bobby Despotovski** (Perth Glory)

Second: Dwight Yorke (Sydney FC)

Third: Alex Brosque (Queensland Roar)

HYUNDAI RISING STAR

Most outstanding U-20 player in the Hyundai A-League 2005-06

Nick Ward (Perth Glory)

HYUNDAI A-LEAGUE COACH OF THE YEAR

Lawrie McKinna (Central Coast Mariners)

ZURICH REFEREE OF THE YEAR

Mark Shield

HYUNDAI A-LEAGUE FAIR PLAY AWARD

Perth Glory

REEBOK GOLDEN BOOT

Most goals in the home & away season (8 goals)

Alex Brosque (Queensland Roar)

Bobby Despotovski (Perth Glory)

Stewart Petrie (Central Coast Mariners)

Archie Thompson (Melbourne Victory).

HYUNDAI A-LEAGUE 2005-06 REVIEW

HYUNDAI A-LEAGUE 2005-06 HOME & AWAY SEASON

RESULTS

HOME TEAM (Venue)	AWAY TEAM.....							
	AU	CCM	MV	NZK	NJ	PG	QR	SFC
ADELAIDE UNITED (Hindmarsh Stadium)	–	1-1 1-1	1-0 1-0	1-0	2-4	2-4	0-0 4-2	3-2
CENTRAL COAST MARINERS (Central Coast Stadium)	1-2	–	1-2 3-1	0-2 1-0	1-1 4-1	4-0	2-2	1-5
MELBOURNE VICTORY (Olympic Park)	0-1	0-2	–	3-0 2-1	1-0 0-0	2-2 2-2	0-1	5-0
NEW ZEALAND KNIGHTS (North Harbour Stadium)	1-2 1-1	1-3	2-3	–	2-4	0-1 1-4	0-2	1-3 2-2
NEWCASTLE JETS (EnergyAustralia Stadium)	0-1 1-2	1-0	1-0	4-0 3-0	–	1-5 1-3	0-1 0-5	2-1
PERTH GLORY (Members Equity Stadium)	1-2 1-2	0-1 2-2	2-1	3-0	0-1	–	2-1 0-2	1-2 1-2
QUEENSLAND ROAR (Suncorp Stadium)	1-2	1-1 2-2	1-1 0-1	2-0 1-1	0-1	0-0	–	1-3 2-1
SYDNEY FC (Aussie Stadium)	2-1 2-1	2-3 1-1	1-1 2-1	2-0	1-1 0-0	0-0	1-0	–

DATES

HOME TEAM (Venue)	AWAY TEAM.....							
	AU	CCM	MV	NZK	NJ	PG	QR	SFC
Adelaide United	–	25-09 20-01	09-09 05-01	20-11	14-10	06-11	02-09 01-01	27-11
Central Coast Mariners	13-11	–	30-09 27-01	10-09 08-01	04-09 31-12	16-10	25-11	05-11
Melbourne Victory	28-10	18-11	–	10-10 04-02	25-09 11-11	04-09 29-12	04-11	16-10
New Zealand Knights	02-10 28-01	29-10	26-11	–	04-11	22-09 19-01	16-10	02-09 30-12
Newcastle Jets	26-08 02-12	23-10	22-01	18-09 13-01	–	08-10 05-02	01-10 26-01	11-09
Perth Glory	17-09 12-01	26-08 04-12	23-10	11-11	25-11	–	10-09 07-01	01-10 29-01
Queensland Roar	22-10	07-10 04-02	18-09 15-01	28-08 01-12	20-11	29-10	–	23-09 20-01
Sydney FC	09-10 03-02	16-09 14-01	28-08 03-12	21-10	30-10 06-01	19-11	13-11	–

HYUNDAI A-LEAGUE 2006 FINALS SERIES

Week 1		Week 2		Week 3		Week 4	
Major Semi Final 1st leg		Major Semi Final 2nd leg					
Adelaide United 2		Sydney FC 2					
Sydney FC 2		Adelaide United 1					
12-02 Hindmarsh Stadium		19-02 Aussie Stadium					
Sydney FC win 4-3 on aggregate							
Minor Semi Final 1st leg		Minor Semi Final 2nd leg					
Newcastle Jets 0		Central Coast Mariners 1					
Central Coast Mariners 1		Newcastle Jets 1					
10-02 EnergyAustralia Stadium		17-02 Central Coast Stadium					
Central Coast Mariners win 2-1 on aggregate							
				Preliminary Final		Grand Final	
				Adelaide United 0		Sydney FC 1	
				Central Coast Mariners 1		Central Coast Mariners 0	
				26-02 Hindmarsh Stadium		05-03 Aussie Stadium	
				Sydney FC declared Hyundai A-League 2006 Champions			

FINAL LEAGUE LADDER

(21 matches)	ALL.....							HOME.....						AWAY.....					
	W	D	L	F	A	GD	Pts	P	W	D	L	F	A	P	W	D	L	F	A
Adelaide United	13	4	4	33	25	+8	43	10	5	3	2	16	14	11	8	1	2	17	11
Sydney FC	10	6	5	35	28	+7	36	11	5	5	1	14	9	10	5	1	4	21	19
Central Coast Mariners	8	8	5	35	28	+7	32	10	4	2	4	18	16	11	4	6	1	17	12
Newcastle Jets	9	4	8	27	29	-2	31	11	5	0	6	14	18	10	4	4	2	13	11
Perth Glory	8	5	8	34	29	+5	29	11	3	1	7	13	16	10	5	4	1	21	13
Queensland Roar	7	7	7	27	22	+5	28	11	2	5	4	11	13	10	5	2	3	16	9
Melbourne Victory	7	5	9	26	24	+2	26	10	4	3	3	15	9	11	3	2	6	11	15
New Zealand Knights	1	3	17	15	47	-32	6	10	0	2	8	11	25	11	1	1	9	4	22

PROGRESSIVE LADDER POSITIONS

	AFTER ROUND.....																				
	1	2	3	4	5	6	7	8	9	10	11	12	13	14	15	16	17	18	19	20	21
Adelaide United	⇒2	4	1	1	1	1	1	2	1	1	2	2	1	1	1	1	1	1	1	1	1
Sydney FC	⇒4	1	2	5	4	2	2	3	2	2	1	1	2	2	2	2	2	2	3	2	2
Central Coast Mariners	⇒2	3	6	3	2	5	6	4	6	4	7	7	5	6	5	4	3	4	4	3	3
Newcastle Jets	⇒6	7	5	2	3	6	7	6	4	5	3	4	4	3	3	3	4	3	2	4	4
Perth Glory	⇒6	6	4	6	5	7	4	7	5	6	4	3	3	4	4	5	5	6	5	6	5
Queensland Roar	1	2	3	4	7	4	5	5	7	7	5	6	7	7	7	7	6	7	6	5	6
Melbourne Victory	⇒4	5	8	7	6	3	3	1	3	3	6	5	6	5	6	6	7	5	7	7	7
New Zealand Knights	8	8	7	8	8	8	8	8	8	8	8	8	8	8	8	8	8	8	8	8	8

DISCIPLINARY RECORD

	HOME.....		AWAY.....		H&A SEASON		FINALS.....		ALL MATCHES.....		
	YC	RC	YC	RC	YC	RC	YC	RC	Games	YC	RC
Adelaide United	20	1	23	1	43	2	5	0	24	48	2
Sydney FC	22	0	16	2	38	2	7	0	24	45	2
Queensland Roar	19	2	21	2	40	4	0	0	21	40	4
Newcastle Jets	15	2	21	1	36	3	4	0	23	40	3
Melbourne Victory	16	2	21	0	37	2	0	0	21	37	2
Central Coast Mariners	14	1	16	0	30	1	5	0	25	35	1
New Zealand Knights	13	1	19	0	32	1	0	0	21	32	1
Perth Glory	10	0	13	0	23	0	0	0	21	23	0
Total	129	9	150	6	279	15	21	0	90	300	15

REFEREES

	ALL MATCHES (including finals).....					FINALS SERIES			HOME/AWAY TEAM.....			
	#	YC	RC	Average/game		#	YC	RC	Home team		Away team	
Matthew Breeze	20	62	5	3.1	0.3	2	7	0	32	1	30	4
Mark Shield	17	66	3	3.9	0.2	*2	6	0	29	2	37	1
Ben Williams	14	61	2	4.4	0.1	1	3	0	31	2	30	0
Simon Pryzdacz	11	37	1	3.4	0.1	1	5	0	16	1	21	0
Peter O'Leary	10	32	2	3.2	0.2	0	0	0	14	2	18	0
Neil Fox	3	10	0	3.3	0.0	0	0	0	4	0	6	0
Angelo Nardi	3	7	0	2.3	0.0	0	0	0	2	0	5	0
Craig Zetter	3	7	0	2.3	0.0	0	0	0	4	0	3	0
Perry Mur	3	2	0	0.7	0.0	0	0	0	2	0	0	0
Srebre Delovski	2	9	2	4.5	1.0	0	0	0	4	1	5	1
Peter Green	2	4	0	2.0	0.0	0	0	0	1	0	3	0
James Lewis	2	3	0	1.5	0.0	0	0	0	1	0	2	0
Total	90	300	15	3.3	0.2	6	21	0	140	9	160	6

#=number of matches refereed, YC=yellow card, RC=red card

* including Grand Final

TEAM STATISTICS (including finals series)**GOALS SCORED per game**

Sydney FC	1.67
Perth Glory	1.52
Central Coast Mariners	1.52
Adelaide United	1.46
Melbourne Victory	1.24
Queensland Roar	1.24
Newcastle Jets	1.17
New Zealand Knights	0.71

GOALS CONCEDED per game

New Zealand Knights	2.24
Perth Glory	1.38
Newcastle Jets	1.35
Sydney FC	1.29
Adelaide United	1.25
Central Coast Mariners	1.20
Melbourne Victory	1.14
Queensland Roar	1.05

SHOTS ON TARGET per game

Queensland Roar	9.7
Melbourne Victory	8.2
Central Coast Mariners	7.4
Sydney FC	7.0
Adelaide United	7.0
Perth Glory	6.7
Newcastle Jets	6.0
New Zealand Knights	5.6

GOALKEEPER SAVES per game

New Zealand Knights	5.2
Central Coast Mariners	3.7
Newcastle Jets	3.8
Adelaide United	3.4
Sydney FC	3.2
Perth Glory	3.5
Melbourne Victory	3.0
Queensland Roar	2.8

EFFECTIVE TACKLES per game

New Zealand Knights	26.0
Queensland Roar	25.9
Melbourne Victory	25.1
Adelaide United	23.3
Newcastle Jets	22.9
Central Coast Mariners	22.0
Perth Glory	22.0
Sydney FC	21.6

COMPLETED PASSES per game

Sydney FC	278.3
Queensland Roar	268.4
Melbourne Victory	253.2
Newcastle Jets	245.3
Central Coast Mariners	243.9
Perth Glory	236.8
New Zealand Knights	206.1
Adelaide United	187.4

FOULS WON per game

Melbourne Victory	16.8
Sydney FC	16.1
Queensland Roar	15.3
Central Coast Mariners	14.9
Perth Glory	14.5
New Zealand Knights	13.7
Adelaide United	13.5
Newcastle Jets	13.2

FOULS CONCEDED per game

Adelaide United	16.2
Queensland Roar	16.0
New Zealand Knights	15.4
Central Coast Mariners	15.4
Melbourne Victory	15.0
Newcastle Jets	14.1
Sydney FC	14.0
Perth Glory	12.4

CAUTIONS per game

Adelaide United	2.0
Queensland Roar	1.9
Sydney FC	1.9
Melbourne Victory	1.8
Newcastle Jets	1.7
New Zealand Knights	1.5
Central Coast Mariners	1.4
Perth Glory	1.1

OFFSIDES CONCEDED per game

New Zealand Knights	4.0
Newcastle Jets	3.6
Central Coast Mariners	3.6
Queensland Roar	3.5
Sydney FC	3.5
Melbourne Victory	3.4
Perth Glory	3.3
Adelaide United	2.4

EFFICIENCY RATES**SHOTS ON TARGET**

	<i>On target</i>	<i>Attempts</i>	<i>% on target</i>
Sydney FC (24 games)	168	306	54.9
Melbourne Victory (21 games)	172	319	53.9
Adelaide United (24 games)	167	319	52.4
Newcastle Jets (23 games)	137	262	52.3
Queensland Roar (21 games)	203	390	52.1
Perth Glory (21 games)	141	272	51.8
Central Coast Mariners (25 games)	184	359	51.3
New Zealand Knights (21 games)	117	235	49.8

GOALS PER ATTEMPT

	<i>Goals scored</i>	<i>Attempts</i>	<i>% scored</i>
Sydney FC (24 games)	40	306	13.1
Perth Glory (21 games)	32	272	11.8
Adelaide United (24 games)	35	319	11.0
Central Coast Mariners (25 games)	38	359	10.6
Newcastle Jets (23 games)	27	262	10.3
Melbourne Victory (21 games)	26	319	8.2
Queensland Roar (21 games)	26	390	6.7
New Zealand Knights (21 games)	15	235	6.4

PASSES

	<i>Completed</i>	<i>Attempted</i>	<i>% completed</i>
Sydney FC (24 games)	6679	8110	82.4
Queensland Roar (21 games)	5636	7041	80.0
Newcastle Jets (23 games)	5642	7063	79.9
Melbourne Victory (21 games)	5318	6678	79.6
Perth Glory (21 games)	4973	6310	78.8
Central Coast Mariners (25 games)	6097	7940	76.8
New Zealand Knights (21 games)	4329	5767	75.1
Adelaide United (24 games)	4498	6221	72.3

TACKLES

	<i>Effective</i>	<i>Attempted</i>	<i>% effective</i>
Adelaide United (24 games)	560	793	70.6
New Zealand Knights (21 games)	545	786	69.3
Queensland Roar (21 games)	544	788	69.0
Melbourne Victory (21 games)	528	776	68.0
Perth Glory (21 games)	462	690	67.0
Sydney FC (24 games)	519	784	66.2
Central Coast Mariners (25 games)	551	835	66.0
Newcastle Jets (23 games)	526	847	62.1

PLAYER STATISTICS (including finals series)**TOP GOALSCORERS**

Sasho PETROVSKI (SFC)	9
Alex BROSQUE (QR)	8
Bobby DESPOTOVSKI (PG)	8
Dean HEFFERNAN (CCM)	8
Stewart PETRIE (CCM)	8
Archie THOMPSON (MV)	8
Ante MILICIC (NJ)	7
Damian MORI (PG)	7
Shengqing QU (AU)	7
Fernando RECH (AU)	7
Carl VEART (AU)	7
Dwight YORKE (SFC)	7
David CARNEY (SFC)	6
John HUTCHINSON (CCM)	6
Kevin MUSCAT (MV)	6
Michael BAIRD (QR)	6
Noel SPENCER (CCM)	6

MOST GOAL ASSISTS

Alex BROSQUE (QR)	6
Nick CARLE (NJ)	6
David CARNEY (SFC)	6
Tom PONDELJAK (CCM)	6
Shengqing QU (AU)	6
Sasho PETROVSKI (SFC)	5
Kristian SARKIES (MV)	5
Dwight YORKE (SFC)	5
Richie ALAGICH (AU)	4
Damien BROWN (CCM)	4
Jamie COYNE (PG)	4
Andre GUMPRECHT (CCM)	4
John HUTCHINSON (CCM)	4
Carl VEART (AU)	4

MOST SHOTS ON TARGET

Alex BROSQUE (QR)	51
Daniel ALLSOPP (MV)	43
Michael BAIRD (QR)	34
Bobby DESPOTOVSKI (PG)	34
Stewart PETRIE (CCM)	34
Sasho PETROVSKI (SFC)	34
Ante MILICIC (NJ)	31
David CARNEY (SFC)	30
Noel SPENCER (CCM)	29
Carl VEART (AU)	29

MOST SHOTS

Alex BROSQUE (QR)	87
Daniel ALLSOPP (MV)	77
Stewart PETRIE (CCM)	65
Sasho PETROVSKI (SFC)	63
Bobby DESPOTOVSKI (PG)	60
Michael BAIRD (QR)	56
Noel SPENCER (CCM)	55
David CARNEY (SFC)	54
Carl VEART (AU)	54
Ante MILICIC (NJ)	52

MOST GOALKEEPER SAVES

Liam REDDY (NJ)	88
Danny MILOSEVIC (NZK)	81
Danny VUKOVIC (CCM)	79
Clint BOLTON (SFC)	76
Jason PETKOVIC (PG)	71
Daniel BELTRAME (AU)	57
Tom WILLIS (QR)	51
Eugene GALEKOVIC (MV)	32
Michael THEOKLITOS (MV)	32
Glen MOSS (NZK)	28

GOALKEEPER CLEAN SHEETS

Liam REDDY (NJ)	8
Tom WILLIS (QR)	6
Clint BOLTON (SFC)	5
Danny VUKOVIC (CCM)	5
Daniel BELTRAME (AU)	4
Eugene GALEKOVIC (MV)	4
Jason PETKOVIC (PG)	3
Robert BAJIC (AU)	2
Scott HIGGINS (QR)	2

MOST EFFECTIVE TACKLES

Michael BEAUCHAMP (CCM)	101
Hyuk-Su SEO (QR)	86
Angelo COSTANZO (AU)	82
Steve PANTELIDIS (MV)	80
Kevin MUSCAT (MV)	78
Simon COLOSIMO (PG)	74
Alvin CECCOLI (SFC)	70
Andrew CLARK (CCM)	70
Zenon CARAVELLA (NZK)	68
Jade NORTH (NJ)	67

MOST COMPLETED PASSES

Noel SPENCER (CCM)	813
Hyuk-Su SEO (QR)	790
Dwight YORKE (SFC)	783
Alvin CECCOLI (SFC)	767
Massimo MURDOCCA (QR)	674
Zenon CARAVELLA (NZK)	672
Michael FERRANTE (MV)	663
Steve PANTELIDIS (MV)	662
Steve CORICA (SFC)	659
Angelo COSTANZO (AU)	646

MOST FOULS WON

Zenon CARAVELLA (NZK)	61
Sasho PETROVSKI (SFC)	48
Stewart PETRIE (CCM)	45
Massimo MURDOCCA (QR)	44
Nick CARLE (NJ)	43
Alvin CECCOLI (SFC)	43
Angelo COSTANZO (AU)	42
Steve PANTELIDIS (MV)	42
Michael BEAUCHAMP (CCM)	41
Fernando RECH (AU)	40
Dwight YORKE (SFC)	40

MOST FOULS CONCEDED

Stewart PETRIE (CCM)	60
Ross ALOISI (AU)	50
Andrew CLARK (CCM)	47
Steve PANTELIDIS (MV)	47
Sasho PETROVSKI (SFC)	47
Terry McFLYNN (SFC)	41
Richard JOHNSON (NJ)	40
Noel SPENCER (CCM)	40
Carl VEART (AU)	40
Travis DODD (AU)	39

MOST OFF-SIDES CONCEDED

Damian MORI (PG)	32
Ante MILICIC (NJ)	30
Stewart PETRIE (CCM)	27
Sean DEVINE (NZK)	26
Sasho PETROVSKI (SFC)	26
Dwight YORKE (SFC)	24
Bobby DESPOTOVSKI (PG)	23
Shengqing QU (AU)	22
Daniel ALLSOPP (MV)	21
Simon YEO (NZK)	19

MOST CAUTIONS

Ross ALOISI (AU)	8
Terry McFLYNN (SFC)	8
Sasho PETROVSKI (SFC)	7
Remo BUSS (QR)	6
Jade NORTH (NJ)	6
Allan PICKEN (NJ)	6
Adam VAN DOMMELE (AU)	6
Jeremy CHRISTIE (NZK)	5
Simon COLOSIMO (PG)	5
Andre GUMPRECHT (CCM)	5
Dean HEFFERNAN (CCM)	5
Andrew PACKER (SFC)	5
Steve PANTELIDIS (MV)	5
Shengqing QU (AU)	5
Kristian REES (AU)	5
Carl VEART (AU)	5

SEND-OFFS

Mateo CORBO (NJ)	2
Matthew MCKAY (QR)	2
Richie ALAGICH (AU)	1
Michael BAIRD (QR)	1
Michael BEAUCHAMP (CCM)	1
Daniel BELTRAME (AU)	1
Nick CARLE (NJ)	1
Geoffrey CLAEYS (MV)	1
Steve CORICA (SFC)	1
Spase DILEVSKI (QR)	1
Kevin MUSCAT (MV)	1
Ufuk TALAY (SFC)	1
Simon YEO (NZK)	1

Match event statistics compiled and provided by SPORTSDATA

CROWDS

HOME & AWAY SEASON

HOME TEAM (Venue)	AWAY TEAM.....							
	AU	CCM	MV	NZK	NJ	PG	QR	SFC
Adelaide United (Hindmarsh Stadium)	—	7 013 13 008	8 785 13 427	9 676	13 182	10 868	11 020 8 426	14 068
Central Coast Mariners (Central Coast Stadium)	5 467	—	9 313 11 945	5 261 7 257	5 917 11 612	6 494	5 194	10 529
Melbourne Victory (Olympic Park)	16 201	13 892	—	11 010 10 078	13 831 12 407	17 960 14 754	13 239	18 206
New Zealand Knights (North Harbour Stadium)	3 558 3 079	2 583	1 922	—	2 561	4 138 3 024	4 182	9 827 4 212
Newcastle Jets (EnergyAustralia Stadium)	13 160 10 132	9 371	9 073	7 495 6 862	—	5 868 9 232	7 436 10 271	9 127
Perth Glory (Members Equity Stadium)	8 052 5 033	11 113 7 428	12 312	9 667	7 921	—	8 509 11 087	13 157 12 796
Queensland Roar (Suncorp Stadium)	15 181	13 195 13 641	15 444 12 710	20 725 8 607	13 004	13 685	—	23 142 13 302
Sydney FC (Aussie Stadium)	18 276 25 557	15 614 15 977	25 208 17 272	11 836	9 132 15 211	16 242	13 030	—

HOME & AWAY SEASON SUMMARY

	HOME.....		AWAY.....		ALL (21 matches).....	
	Average	Aggregate	Average	Aggregate	Average	Aggregate
Sydney FC	16 669	183 355	12 837	128 366	14 844	311 721
Queensland Roar	14 785	162 636	9 239	92 394	12 144	255 030
Melbourne Victory	14 158	141 578	12 492	137 411	13 285	278 989
Adelaide United	10 947	109 473	11 245	123 696	11 103	233 169
Newcastle Jets	8 912	98 027	10 478	104 778	9 657	202 805
Perth Glory	9 734	107 075	10 227	102 265	9 969	209 340
Central Coast Mariners	7 899	78 989	11 167	122 835	9 611	201 824
New Zealand Knights	3 909	39 086	9 861	108 474	7 027	147 560
All H&A season (84 matches)	10 955	920 219				

FINALS SERIES

Week 1	Major Semi (1st leg)	Adelaide United v Sydney FC (Hindmarsh Stadium)	15 104
	Minor Semi (1st leg)	Newcastle Jets v Central Coast Mariners (EnergyAustralia Stadium)	10 236
Week 2	Major Semi (2nd leg)	Sydney FC v Adelaide United (Aussie Stadium)	30 377
	Minor Semi (2nd leg)	Central Coast Mariners v Newcastle Jets (Central Coast Stadium)	17 429
Week 3	Preliminary Final	Adelaide United v Central Coast Mariners (Hindmarsh Stadium)	11 405
Week 4	Grand Final	Sydney FC v Central Coast Mariners (Aussie Stadium)	41 689
All finals (6 matches, average 21 040)			126 240

SEASON SUMMARY

	#	Average	Aggregate	Biggest	Smallest
Home & away season	84	10 955	920 219	25 557 (SFC v AU, round 21)	1 922 (NZK v MV, round 14)
Finals series	6	21 040	126 240	41 689 (SFC v CCM, Grand Final)	10 236 (NJ v CCM, Minor SF)
All matches	90	11 627	1 046 459		

ROUND-BY-ROUND		Result	Ladder
Round 1	Carl Veart creates history by scoring the first goal of the Hyundai A-League in Adelaide's close win over Newcastle... and Noel Spencer's cracking 30m opening night drive against Perth is a very early contender for goal of the season... marquee players Dwight Yorke (Sydney) and Archie Thompson (Melbourne) score in a pulsating contest at Aussie Stadium... crowds of 20,000+ (in Brisbane) and 25,000+ (Sydney) give the new Hyundai A-League a huge thumbs up	Newcastle Jets 0	Queensland Roar 3
		Adelaide United 1	Adelaide United 3
		Perth Glory 0	C.Coast Mariners 3
		C.Coast Mariners 1	Melbourne Victory 1
		Queensland Roar 2	Sydney FC 1
Round 2	Three Round 2 draws means no 100 percent record for any team and already indicates the closeness of the league... more impressive crowds with 17,960 at Melbourne's Olympic Park - who saw the home side grab a draw with a last-gasp penalty conversion from Kevin Muscat - and almost 10,000 in Auckland where two late Sydney goals deny the home team any points... the Mariners and the Jets commence a fierce Hyundai A-League rivalry in the rain at Gosford	NZ Knights 0	Newcastle Jets 0
		Sydney FC 0	Sydney FC 4
		Adelaide United 0	Queensland Roar 4
		NZ Knights 1	C.Coast Mariners 4
		Sydney FC 3	Adelaide United 4
Round 3	Louis Brain's stunner just eight seconds after kick-off eventually secures victory for Adelaide, despite an early red card for teammate Richie Alagich... Bobby Despotovski misses a penalty but still scores twice for the Glory... New Zealand's away win over Central Coast promises much - but it was to be the only win for the season for the Knights... two early goals for the Jets by Ante Milicic and home-town boy Richard Johnson ensures Sydney's first loss of the season	C.Coast Mariners 1	Melbourne Victory 2
		Newcastle Jets 1	Perth Glory 1
		Melbourne Victory 2	Newcastle Jets 1
		Perth Glory 2	NZ Knights 0
		Adelaide United 1	Adelaide United 7
Round 4	An injury-time goal to Noel Spencer gives the Mariners a memorable win in the rain over neighbours Sydney... Adelaide's second sending-off in two weeks (goalkeeper Daniel Beltrame) does nothing to stop its impressive run... Daniel Allsopp disappoints the Roar's home fans with an 88th minute equaliser... Newcastle records the first thrashing of the season thanks to goals from Labinot Haliti, Richard Johnson, Stuart Musialik and Nick Carle	Melbourne Victory 0	Sydney FC 4
		Perth Glory 2	Queensland Roar 4
		Queensland Roar 1	Perth Glory 4
		C.Coast Mariners 0	Newcastle Jets 4
		NZ Knights 2	C.Coast Mariners 4
Round 5	Despite numerous first-half shots on goal, the Knights lose at home again... over 23,000 see Queensland go down fighting against big rivals Sydney, with Steve Corica impressing for the rejuvenated NSW side... an entertaining Adelaide-Central Coast stalemate played out in the rain at Hindmarsh... Archie Thompson heads home in front of another massive Olympic Park crowd, a telling save by Victory goalkeeper Eugene Galekovic in the final minutes ensuring all three points	Newcastle Jets 2	NZ Knights 3
		Sydney FC 1	Adelaide United 11
		Adelaide United 2	Newcastle Jets 7
		Queensland Roar 1	C.Coast Mariners 7
		Melbourne Victory 1	Queensland Roar 5
Round 6	Five shots at goal in the dying minutes fails to get Central Coast anything out of Melbourne's visit and continues the Mariners' barren home run... the Roar's Matt McKay sees red for the second time in consecutive matches, but Queensland still wins as Newcastle's Ante Milicic and Richard Johnson both hobble off before half-time... 13,157 watch Dwight Yorke dazzle in Perth... Adelaide's ladder-lead streaks out to four points after a win in atrocious conditions in Auckland	Melbourne Victory 1	Sydney FC 4
		Newcastle Jets 4	Perth Glory 4
		C.Coast Mariners 1	Melbourne Victory 4
		Melbourne Victory 1	Perth Glory 4
		Newcastle Jets 0	Melbourne Victory 3
Round 7	An enthralling contest at Suncorp where Korean import Hyuk-Su Seo finds good space to drill home the equaliser past Danny Vukovic... Perth gives the Jets a footballing lesson at EnergyAustralia Stadium... 18,276 see Sasho Petrovski score in the 88th minute to hand Adelaide its first loss for the season... Melbourne's form streak continues, despite the absence of Archie Thompson on Socceroo duty, with an inspiring performance from Austrian Richard Kitzbichler	NZ Knights 0	Adelaide United 14
		Perth Glory 1	Sydney FC 13
		Adelaide United 2	Melbourne Victory 12
		Queensland Roar 1	Perth Glory 10
		Perth Glory 1	Queensland Roar 9
Round 8	Newcastle upset Adelaide at Hindmarsh in a spiteful clash... perhaps the season's most astounding result with Socceroo Archie Thomson scoring twice and playing a major role in two other Melbourne goals - the victory putting Melbourne on top of the ladder... almost as impressive was the four goal win by the Mariners at a typically rain-sodden Central Coast Stadium... New Zealand's failure to convert chances sees it trailing the pack by seven points	Sydney FC 2	C.Coast Mariners 9
		Adelaide United 1	C.Coast Mariners 9
		Melbourne Victory 3	Newcastle Jets 7
		NZ Knights 0	NZ Knights 3
		Adelaide United 2	Melbourne Victory 15

Round 9	Sydney hands the Knights its sixth straight loss... late winning goals by substitutes Franco Parisi (Newcastle) and Lucas Pantelis (Adelaide) as the Jets return to the top four and Adelaide re-secure top spot... the season's most bizarre incident sees recent Glory recruit Damian Mori not allowed to start the match as he was unable to remove his wedding ring – replacement Brian Deane goes on to score his only goal for the season	Sydney FC 2 NZ Knights 0 Queensland Roar 1 Adelaide United 2 Newcastle Jets 1 C.Coast Mariners 0 Perth Glory 2 Melbourne Victory 1	Adelaide United 17 Sydney FC 16 Melbourne Victory 15 Newcastle Jets 13 Perth Glory 13 C.Coast Mariners 12 Queensland Roar 12 NZ Knights 3
Round 10	A late goal by Carl Veart sinks Melbourne, who could have instead been top of the ladder had they won their home fixture... despite 46 goal attempts, the Roar–Glory match ends nil-all with Michael Baird (Queensland) and Billy Celeski (Perth) wasting good late second-half chances... a penalty goal from either side as the Mariners pay New Zealand back at North Harbour Stadium... Newcastle's Ante Milicic takes advantage of a Sydney defensive error to equalise	Melbourne Victory 0 Adelaide United 1 Queensland Roar 0 Perth Glory 0 NZ Knights 1 C.Coast Mariners 3 Sydney FC 1 Newcastle Jets 1	Adelaide United 20 Sydney FC 17 Melbourne Victory 15 C.Coast Mariners 15 Newcastle Jets 14 Perth Glory 14 Queensland Roar 13 NZ Knights 3
Round 11	A hat-trick of hat-tricks, with Richard Johnson (Newcastle), Sasho Petrovski (Sydney) and Damian Mori (Perth) notching, remarkably, the season's only three-goal hauls in the same round... Petrovski's goals sends the Mariners tumbling to second-last on the ladder, while Mori performs his momentous achievement in Adelaide – his city of residence... Queensland jumps ahead of Melbourne on the ladder as Geoffrey Claeys and Kevin Muscat sees red at Olympic Park	NZ Knights 2 Newcastle Jets 4 Melbourne Victory 0 Queensland Roar 1 C.Coast Mariners 1 Sydney FC 5 Adelaide United 2 Perth Glory 4	Sydney FC 20 Adelaide United 20 Newcastle Jets 17 Perth Glory 17 Queensland Roar 16 Melbourne Victory 15 C.Coast Mariners 15 NZ Knights 3
Round 12	New Zealand embarks on the world's longest road trip in domestic football and suffer another big defeat... at Olympic Park the goalkeepers have the last laugh where, despite two previous home losses on the trot, over 12,000 still turn up to cheer on the Victory... two goals in the last five minutes by Fernando Rech and Travis Dodd sees another away win for Adelaide... with Dwight Yorke away on national team duty, David Zdrilic scores the winner for Sydney	Perth Glory 3 NZ Knights 0 Melbourne Victory 0 Newcastle Jets 0 C.Coast Mariners 1 Adelaide United 2 Sydney FC 1 Queensland Roar 0	Sydney FC 23 Adelaide United 23 Perth Glory 20 Newcastle Jets 18 Melbourne Victory 16 Queensland Roar 16 C.Coast Mariners 15 NZ Knights 3
Round 13	Melbourne ends a run of four fruitless consecutive home matches as the Mariners embark on a 13-match undefeated streak - which would ultimately take them to the Grand Final... Perth is considered the dominant team but can't break the deadlock in Sydney... typifying a season where the home-ground advantage was cast aside, only Adelaide manages a home victory – albeit by just one goal against New Zealand... Newcastle makes it six matches undefeated	Melbourne Victory 0 C.Coast Mariners 2 Sydney FC 0 Perth Glory 0 Adelaide United 1 NZ Knights 0 Queensland Roar 0 Newcastle Jets 1	Adelaide United 26 Sydney FC 24 Perth Glory 21 Newcastle Jets 21 C.Coast Mariners 18 Melbourne Victory 16 Queensland Roar 16 NZ Knights 3
Round 14	Newcastle replaces Perth in third spot with a revenge victory over the Glory in the west... goals galore in Gosford and Auckland but still the home teams fail to win... seen by many as the match of the season, Adelaide counteracts two first half goals by Sydney FC Japanese import Kazu to take the points in the top-of-the-table clash, Brazilian Fernando Rech (two goals) and Carl Veart (one) doing the damage for the home side	Perth Glory 0 Newcastle Jets 1 C.Coast Mariners 2 Queensland Roar 2 NZ Knights 2 Melbourne Victory 3 Adelaide United 3 Sydney FC 2	Adelaide United 29 Sydney FC 24 Newcastle Jets 24 Perth Glory 21 Melbourne Victory 19 C.Coast Mariners 19 Queensland Roar 17 NZ Knights 3
Round 15	New Zealand earns its first points in 12 matches, thanks to a first-half equaliser from Simon Yeo... a ferocious storm which hits EnergyAustralia Stadium does nothing to dampen yet another late Adelaide United surge... another classic and fiery Sydney-Melbourne encounter as the home team prepares to jet off to Japan for the FIFA Club World Championship... Perth's home draw against the Mariners marks the retirement of former Wollongong legend Matt Horsley	Queensland Roar 1 NZ Knights 1 Newcastle Jets 1 Adelaide United 2 Sydney FC 2 Melbourne Victory 1 Perth Glory 2 C.Coast Mariners 2	Adelaide United 32 Sydney FC 27 Newcastle Jets 24 Perth Glory 22 C.Coast Mariners 20 Melbourne Victory 19 Queensland Roar 18 NZ Knights 4
Round 16	The Hyundai A-League resumes after a three week break to provide the highest-scoring round of 4.8 goals per game... Perth looking good in an entertaining 2-2 draw in Melbourne... New Zealand secures its second successive draw... the Mariners resoundingly topple local rivals Newcastle... three goals in 11 minutes ensures Adelaide's victory and virtually guarantees the inaugural Hyundai A-League Premiership - with a quarter of the home & away season remaining	Melbourne Victory 2 Perth Glory 2 NZ Knights 2 Sydney FC 2 C.Coast Mariners 4 Newcastle Jets 1 Adelaide United 4 Queensland Roar 2	Adelaide United 35 Sydney FC 28 Newcastle Jets 24 C.Coast Mariners 23 Perth Glory 23 Melbourne Victory 20 Queensland Roar 18 NZ Knights 5

Round 17	Melbourne fails to convert any of its 11 shots and loses to Adelaide... Sasho Petrovski's late header against the bar almost breaks the deadlock for Sydney against Newcastle... Perth lets a top four spot slip as exciting new Brazilian Reinaldo guides Queensland to victory and reinvigorates the Roar's finals chances... Central Coast edges into the top three thanks to an injury-time winner from Dean Heffernan – the defender notching his sixth goal for the season	Adelaide United 1 Melbourne Victory 0 Sydney FC 0 Newcastle Jets 0 Perth Glory 0 Queensland Roar 2 C.Coast Mariners 1 NZ Knights 0	Adelaide United 38 Sydney FC 29 C.Coast Mariners 26 Newcastle Jets 25 Perth Glory 23 Queensland Roar 21 Melbourne Victory 20 NZ Knights 5
Round 18	Adelaide's eighth win from nine road trips pushes John Kosmina's side to an unassailable 11 point gap at the head of the ladder – ironically it was to be the Reds' last victory for 2005–06... Newcastle continues the Knights' woes... another wet Aussie Stadium match sees David Carney equalise against an injury-plagued Mariners... the Roar waves goodbye to any realistic finals aspirations despite another attack-minded performance, which brings out eight saves from Eugene Galekovic	Perth Glory 1 Adelaide United 2 Newcastle Jets 3 NZ Knights 0 Sydney FC 1 C.Coast Mariners 1 Queensland Roar 0 Melbourne Victory 1	Adelaide United 41 Sydney FC 30 Newcastle Jets 28 C.Coast Mariners 27 Melbourne Victory 23 Perth Glory 23 Queensland Roar 21 NZ Knights 5
Round 19	A double strike from Naum Sekulovski gives Perth a sniff of a finals appearance... two early second-half goals in an absorbing Adelaide - Central Coast draw... the Roar finally give their patient home fans something to cheer about with a gutsy win over glamour side Sydney, thanks to a second half double from Alex Brosque... short-term contracted player Vaughan Coveny strikes true and Jets' keeper Liam Reddy makes saves eight shots to put Newcastle into second place	NZ Knights 1 Perth Glory 4 Adelaide United 1 C.Coast Mariners 1 Queensland Roar 2 Sydney FC 1 Newcastle Jets 1 Melbourne Victory 0	Adelaide United 42 Newcastle Jets 31 Sydney FC 30 C.Coast Mariners 28 Perth Glory 26 Queensland Roar 24 Melbourne Victory 23 NZ Knights 5
Round 20	Queensland equals the season's biggest winning margin over the super-inconsistent Jets... the Mariners' unlikely 2005-06 goalscoring sensations Noel Spencer (two goals) and Dean Heffernan (one) again do the damage for Central Coast... the Knights' denial of an Adelaide United victory offers some respite for its home fans... two first-half goals by Sydney sees Perth's finals chances disappear and gives the visitors the foot in the door to the remaining top two spot	Newcastle Jets 0 Queensland Roar 5 C.Coast Mariners 3 Melbourne Victory 1 NZ Knights 1 Adelaide United 1 Perth Glory 1 Sydney FC 2	Adelaide United 43 Sydney FC 33 C.Coast Mariners 31 Newcastle Jets 31 Queensland Roar 27 Perth Glory 26 Melbourne Victory 23 NZ Knights 6
Round 21	The fate of the draw provides an ideal finals appetiser as Sydney nabs a closely-fought win over visiting Adelaide, Shengqing Qu (Adelaide) and then Alvin Ceccoli (Sydney) with a free kick scoring two of the season's best goals... despite being guaranteed a bottom-three final placing, good crowds at Olympic Park (10,078) and Suncorp Stadium (13,641) see off the season for Melbourne and Queensland... Perth recovers from recent indifferent form on the road but it is all too late	Sydney FC 2 Adelaide United 1 Melbourne Victory 2 NZ Knights 1 Queensland Roar 2 C.Coast Mariners 2 Newcastle Jets 1 Perth Glory 3	Adelaide United 43 Sydney FC 36 C.Coast Mariners 32 Newcastle Jets 31 Perth Glory 29 Queensland Roar 28 Melbourne Victory 26 NZ Knights 6

HYUNDAI A-LEAGUE 2006 FINALS SERIES

Week 1	All goals scored in a see-sawing first half highlighted by Dodd's dribble then blast into goal but it was Sydney's day with the away goal advantage	Adelaide United 2 Sydney FC 2	Major Semi Final 1st leg
Week 1	A 2nd-half headed goal from Osman sees the Mariners with the huge advantage of an away goal in their tenth straight undefeated match	Newcastle Jets 0 C.Coast Mariners 1	Minor Semi Final 1st leg
Week 2	A classic finals encounter watched by 30,377 almost goes to extra time as Aloisi hits the post and, from the rebound, Rech's goal-bound shot gets cleared off the line in a frantic final few minutes	Sydney FC 2 Adelaide United 1	Major Semi Final <i>Sydney FC win</i> 4-3 on aggregate
Week 2	The early goal from Newcastle's Thompson ties up the minor semi on away goals until Heffernan heads home in the 79th minute to send the Mariners on their merry way	C.Coast Mariners 1 Newcastle Jets 1	Minor Semi Final <i>C.Coast Mariners win</i> 2-1 on aggregate
Week 3	Tom Pondeljak silences the home crowd early with a surprise goal scored after an uncharacteristic defensive error by Adelaide. The home team had the majority of shots (16–11) but it just wasn't to be their day	Adelaide United 0 C.Coast Mariners 1	Preliminary Final
Week 4	An Hyundai A-League record sell-out attendance of 41,689 sees a very closely-contested encounter as Central Coast give it their all and have several shots on goal... but in the end it is the composure and experience of the home team which gets them through, Dwight Yorke brilliantly setting up the winner for Steve Corica the 62nd minute	Sydney FC 1 C.Coast Mariners 0	GRAND FINAL

ADELAIDE UNITED



Home ground

HINDMARSH STADIUM

Address: Holden Street, Hindmarsh

Telephone: (08) 8241 7122

Capacity: 15,000

Transport

Nearest train station: Bowden

enquiries (08) 82182362 or www.transadelaide.com.au

Nearest bus stop: Manton Street

enquiries (08) 82182362 or www.transadelaide.com.au

Nearest taxi rank: Manton Street

enquiries 132227 or www.yellowcorporation.com.au

Ticketing

Agency name: Venue*Tix

Sales platforms: Agency, venue*tix.com.au,
phone bookings and at the gate

Agency contact details: call (08) 8225 8888
or visit www.venue*tix.com.au

Radio

Home and away matches – Life FM, 107.9FM

Club Colours

	<i>home</i>	<i>away</i>
Shirt:	red, blue & yellow trim	white, blue & red trim
Shorts:	red	white, blue trim
Socks:	red	white

Club contact details

Telephone: (08) 8340 3000

Fax: (08) 8340 3033

Email: info@adelaideunited.com.au

Website: www.adelaideunited.com.au

Office address: Hindmarsh Stadium,
Holden Street, Hindmarsh

Postal address: PO Box 620, Hindmarsh SA 5007

Club shop: Graphpak, 28 Fifth St, Bowden
telephone: (08) 8340 2755

Key personnel

Chairman: Dario Fontanarosa

CEO: Michael Petrillo

Head Coach: John Kosmina

Assistant Coach: Aurelio Vidmar

Goalkeeper Coach: Peter Blazincic

Media

Media manager: Dom Rinaldo

telephone: 0402 293 470

email: dom.rinaldo@adelaideunited.com.au

Match day media contact: Dom Rinaldo

Alternate match day media contact:
Nic Kerber 0448 994 435

Media box location: Western Stand, Level 5

Photographer's room location:
Western Stand, Ground Floor

Radio booths location: Western Stand, Level 4

Nearest car parking: Manton Street

HYUNDAI A-LEAGUE 2005-06 SEASON REVIEW

Round	Date	Opponent (home/away)	Result	Score	(h/t)	Pos.	Scorers	Crowd
1	26-Aug	Newcastle Jets (A)	W	1-0	(1-0)	=2nd	Veart 19'	13,160
2	02-Sep	Queensland Roar (H)	D	0-0	(0-0)	4th		11,020
3	09-Sep	Melbourne Victory (H)	W	1-0	(1-0)	1st	Brain 1'	8,785
4	17-Sep	Perth Glory (A)	W	2-1	(1-1)	1st	Aloisi 32', Qu 65'	8,052
5	25-Sep	Central Coast Mariners (H)	D	1-1	(1-1)	1st	Valkanis 34'	7,013
6	02-Oct	New Zealand Knights (A)	W	2-1	(1-1)	1st	Dodd 33', Qu 78'	3,558
7	09-Oct	Sydney FC (A)	L	1-2	(0-0)	1st	Valkanis 50'	18,276
8	14-Oct	Newcastle Jets (H)	L	2-4	(1-2)	2nd	Valkanis 38', own goal 67'	13,182
9	22-Oct	Queensland Roar (A)	W	2-1	(0-0)	1st	Rech 58', Pantelis 89'	15,181
10	28-Oct	Melbourne Victory (A)	W	1-0	(0-0)	1st	Veart 83'	16,201
11	06-Nov	Perth Glory (H)	L	2-4	(1-4)	2nd	Veart 13'pen, Rees 53'	10,868
12	13-Nov	Central Coast Mariners (A)	W	2-1	(0-1)	2nd	Dodd 85', Rech 91'+	5,467
13	20-Nov	New Zealand Knights (H)	W	1-0	(1-0)	1st	Qu 38'	9,676
14	27-Nov	Sydney FC (H)	W	3-2	(2-1)	1st	Rech 4', 84', Veart 14'	14,068
15	02-Dec	Newcastle Jets (A)	W	2-1	(0-0)	1st	Veart 75', Brain 79'	10,132
16	01-Jan	Queensland Roar (H)	W	4-2	(3-1)	1st	Veart 29', Qu 30', Rech 40', 63'	8,426
17	05-Jan	Melbourne Victory (H)	W	1-0	(1-0)	1st	Dodd 14'	13,427
18	12-Jan	Perth Glory (A)	W	2-1	(1-0)	1st	Qu 3', Aloisi 71'	5,033
19	20-Jan	Central Coast Mariners (H)	D	1-1	(0-0)	1st	Veart 50'pen	13,008
20	28-Jan	New Zealand Knights (A)	D	1-1	(1-0)	1st	Brain 21'	3,079
21	03-Feb	Sydney FC (A)	L	1-2	(0-0)	1st	Qu 51'	25,557
MSF1	12-Feb	Sydney FC (H)	D	2-2	(2-2)		Dodd 31', Rech 33'	15,104
MSF2	19-Feb	Sydney FC (A)*	L	1-2	(0-1)		Qu 60'	30,377
PF	26-Feb	Central Coast Mariners (H)	L	0-1	(0-1)			11,405

MSF=Major Semi Final, PF=Preliminary Final. * lost 3-4 on aggregate.

Adelaide United Hyundai A-League 2005-06 season stats

Played	24
Won	13
Drew	5
Lost	6
Goals for	36
	<i>1.5 per game</i>
Goals against	30
	<i>1.3 per game</i>

Goal scorers Fernando Rech 7, Shengqing Qu 7, Carl Veart 7, Travis Dodd 4, Louis Brain 3, Michael Valkanis 3, Ross Aloisi 2, Lucas Pantelis 1, Kristian Rees 1

Goalkeepers Daniel Beltrame 14 games (4 clean sheets)
Robert Bajic 11 games (2 clean sheets)

HYUNDAI A-LEAGUE 2005-06 SEASON LINE-UPS & PLAYER STATISTICS

Newcastle (W1-0)	●	●		●	●	○		●	●			○			●			●		●	●	○
Queensland (D0-0)	●	●		●	●	○		●	●			○			●			●		●	●	●
Melbourne (W1-0)	●	●		●	○	○		●	●	●		●						●		●	●	●
Perth (W2-1)		○	○	●	●		○	●	●	●		●				○		●		●	●	●
Central Coast (D1-1)	●	●	●		○	○		●	●	●		●				○		●		○	●	●
New Zealand (W2-1)	○	●	●		○			●	○	●		●			●	○	○	●		●	●	●
Sydney (L1-2)	○	●		●	○	○		●	●	●		●				●	●	●	●	●	○	●
Newcastle (L2-4)	●	●		●		○		●	○			●			○	●	●	●	●	○	●	●
Queensland (W2-1)	○	●		●			○	●	●			●			○	●	○	●	○	●	●	●
Melbourne (W1-0)	○	●		●		○		●	●			●			○	●	●	●	●	●	●	○
Perth (L2-4)	○	●		●		○		●	●			●			○	●	●	○	○	●	●	○
Central Coast (W2-1)	●	●		●		○		●	○	○		●			●	●	○			●	●	●
New Zealand (W1-0)	●	●	●		○			●	○			●			●	○	●		●	●	●	●
Sydney (W3-2)	●	●	●		○			●	●	●					●	●	○	○		●	●	○
Newcastle (W2-1)	●		●		○	●		●	●	●					●	●	○	○	●	●	○	○
Queensland (W4-2)	●	●	●		○	○		●	●						●	○	○	○	○	●	●	○
Melbourne (W1-0)	●	●	●		○			●	○			○			●	●	●	○	○	●	●	○
Perth (W2-1)	●	○	●		●		○	●	●			○			●	○		○		●	●	○
Central Coast (D1-1)	●	●	●		○	○		●	●			○			●	●	○	○		●	●	○
New Zealand (D1-1)	●	●	●		○		○	●	●		○	○			○	○	○		○	○	○	○
Sydney (L1-2)	●	●		●	○	○		●	●						●	○	○	○		●	●	○
Sydney (D2-2)	●	●		●	○		○	●	○						○	○	○		○	○	○	○
Sydney (L1-2)	●	●		●			○	●	●					○	○	○	○		○	○	○	○
Central Coast (L0-1)	●	●		●			○	●	●					○	○	○	○		○	○	○	○
●=starting appearance ○=substitute appearance #=goals scored	Richie ALAGICH	Ross ALOISI	Robert BAJIC (GK)	Daniel BELTRAME (GK)	Louis BRAIN	Chad BUGEJA	Robert CORNTHWAITE	Angelo COSTANZO	Travis DODD	Aaron GOULDING	Tony HATZIS	Matthew KEMP	Michael MATRICCIANI	Greg OWENS	Lucas PANTELIS	Shengqing QU	Fernando RECH	Kristian REES	Jason SPAGNUOLO	Michael VALKANIS	Adam VAN DOMMELE	Carl VEART
Appearances	23	23	11	14	17	9	12	24	23	9	1	13	3	2	17	19	18	22	1	24	19	23
<i>Starting appearances</i>	18	23	10	14	6	1	2	24	20	7	-	11	-	-	13	17	17	15	-	24	19	23
Goals	-	2	-	-	3	-	-	-	4	-	-	-	-	-	1	7	7	1	-	3	-	7
Goal attempts - total	12	38	-	-	13	4	6	9	39	-	-	7	2	1	20	50	41	5	-	13	5	54
<i>Goal attempts - on target</i>	6	19	-	-	7	1	1	4	23	-	-	4	1	-	10	25	24	3	-	9	1	29
From inside/outside box	3/3	7/12	-	-	4/3	1/-	-/1	1/3	13/10	-	-	1/3	1/-	-	8/2	14/11	13/11	3/-	-	8/1	-/1	17/12
Goal assists	4	2	-	1	1	-	-	1	2	-	-	1	-	-	1	6	1	-	-	-	-	4
Passes - attempted	585	703	84	92	201	75	86	784	422	144	6	251	7	14	247	253	413	253	4	457	482	658
<i>Passes - completed</i>	437	493	38	38	160	48	61	646	305	106	6	189	6	8	181	171	268	186	3	358	345	445
Crosses	55	35	-	-	28	4	6	1	59	11	-	29	-	1	49	28	8	1	1	2	33	31
Tackles - attempted	77	51	-	-	47	7	12	109	61	28	2	43	2	-	36	26	33	38	1	60	82	78
<i>Tackles - completed</i>	56	35	-	-	23	6	4	82	41	23	1	32	1	-	22	17	22	31	1	47	59	57
Fouls conceded	18	50	-	-	12	6	7	28	39	10	-	14	2	2	19	28	27	32	-	24	30	40
<i>Fouls won</i>	13	32	13	5	8	5	1	42	20	3	-	14	1	1	19	20	40	24	-	15	12	36
Off-sides conceded	1	2	-	-	2	-	1	-	6	1	-	1	-	-	5	22	2	1	-	5	-	9
Yellow cards	-	8	-	-	1	-	-	3	4	1	-	2	1	-	2	5	2	5	-	3	6	5
Red cards	1	-	-	1	-	-	-	-	-	-	-	-	-	-	-	-	-	-	-	-	-	-

Coach: John Kosmina 24 matches (W13-D5-L6)



Richie ALAGICH


defender

born **30-Oct-73**

height **177cm**

weight **74kg**

Born: Adelaide. **Junior club:** Port Adelaide Lion. **Senior career:** 1990–1993 Port Adelaide (SA), 1993–1999 West Adelaide (Australia), 1999–2001 South Melbourne (Australia), 2001–2003 Brisbane Strikers (Australia), 2003–2004 Adelaide United (Australia), 2004 Raiders (SA), 2005–2006 Adelaide United (A-League). **Hyundai A-League statistics:** Adelaide United 23 apps. **Other national league statistics:** West Adelaide 117 apps (4 gls), South Melbourne 14 apps, Brisbane Strikers 43 apps, Adelaide United 28 apps (3 gls). **Representative honours:** Australian under 23, under 20. **Career highlights:** scored with his first touch for the Australian U-20 team against Brazil in 1992... played in the 2000 Club World Championship in Brazil (with South Melbourne)... Hyundai A-League 2005-06 Premiership medal.



Ross ALOISI

midfielder

born **17-Apr-73**

height **178cm**

weight **78kg**

Born: Adelaide. **Junior club:** Adelaide City. **Senior career:** 1990–1992, 1993 Adelaide City (Australia), 1992 Boom (Belgium), 1993–1995 Brunswick (Australia), 1995–1997 West Adelaide (Australia), 1997–1998 Aarau (Switzerland), 1998–1999 Lorient (France), 1999–2000 Grazer (Austria), 2000–2002 Alzano (Italy), 2002–2003 Pro Sesto (Italy), 2003–2006 Adelaide United (Australia/A-League). **Hyundai A-League statistics:** Adelaide United 23 apps (2 gls). **Other national league statistics:** Adelaide City 24 apps (1 gl), Boom 4 apps, Brunswick 21 apps (5 gls), West Adelaide 57 apps (8 gls), Aarau 34 apps (6 gls), Lorient 1 app, Grazer 20 apps, Alzano 41 apps, Pro Sesto 32 apps (3 gls), Adelaide Utd 26 apps (4 gls). **Representative honours:** Australian senior team 1994–1999 (5 matches), U-23, U-17. **Career highlights:** U-17 world cup (Scotland) 1989... Olympic Games (Atlanta) 1996... Premiership medal 2005-06.



Robert BAJIC

goalkeeper

born **29-Jul-77**

height **195cm**

weight **87kg**

Born: Whyalla. **Junior club:** Raiders (Adelaide). **Senior career:** 1994 Raiders (SA), 1995–1997 Rocklea (Qld), 1998–2002 Rochedale Rovers (Qld), 2003 Raiders (SA), 2003–2004 Adelaide United (Australia), 2004 Enfield (SA), 2005–2006 Adelaide United (A-League). **Hyundai A-League statistics:** Adelaide United 11 apps. **Other national league statistics:** Adelaide United 4 apps. **Career highlights:** Hyundai A-League 2005-06 Premiership medal.

Trialled in Croatia 2002... signed up by Adelaide United following an intensive two-week trial in September 2003... initially Adelaide United's back-up goalkeeper, but secured a run of regular starts in 2005-06 - did not lose a match in his 11 appearances in 2005-06.



Daniel BELTRAME

goalkeeper

born **28-Dec-75**

height **190cm**

weight **99kg**

Born: Adelaide. **Junior club:** Campbelltown. **Senior career:** 1993–1994 Campbelltown (SA), 1995–1997 Port Kembla (Illawarra), 1998–2001 Wollongong Wolves (Australia), 2001–2003 Newcastle United (Australia), 2003–2004 Parramatta Power injured (Australia), 2004–2005 Wollongong Wolves (NSW), 2005–2006 Adelaide United (A-League). **Hyundai A-League statistics:** Adelaide United 14 apps. **Other national league statistics:** Wollongong Wolves 16 apps, Newcastle United 51 apps. **Career highlights:** NSL championship squad 1999-00, 2000-01... nominated for NSL Goalkeeper of the Year 2002-03... Hyundai A-League 2005-06 Premiership medal.

Missed entire final NSL season 2003-04 due to shoulder injury... lost his regular starting position at Adelaide United half-way through 2005-06 but regained it leading into the finals.



Nathan BURNS

striker

born **07-May-88**

height **173cm**

weight **70kg**

Born: Blayney. **Junior club:** Dubbo. **Senior career:** 2004–2005 Parramatta Eagles (NSW), 2006 Australian Institute of Sport. **Representative honours:** Australian under 20, under 17. **Career highlights:** U-17 world cup (Peru) 2005 – scored in Australia's 2-0 group stage win over Uruguay.

Raised in the central-west of NSW where he played for regional select teams before being courted to the NSW Institute of Sport and later to the AIS... spotted by the Adelaide United coaching staff during a three-match series against the New Zealand U-20 team in Canberra in May 2005... toured South America with the Australian U-20 team in August 2006 – started in matches against Argentina and Chile



Robert CORNTHWAITE


defender

born **24-Oct-85**

height **197cm**

weight **84kg**

Born: Blackburn, England. **Junior club:** Adelaide City. **Senior career:** 2003 Adelaide City (SA), 2004 Enfield (SA), 2005 White City (SA), 2005–2006 Adelaide United (A-League). **Hyundai A-League statistics:** Adelaide United 12 apps. **Representative honours:** Australian under 23. **Career highlights:** Hyundai A-League 2005-06 Premiership medal. *Played for Adelaide United as an 18 year old guest player against Japanese side Urawa Red Diamonds in February 2004... accepted into Adelaide United's inaugural Hyundai A-League squad in March 2005 following a three month trial period.*



Angelo COSTANZO


defender

born **09-May-76**

height **183cm**

weight **88kg**

Born: Adelaide. **Junior clubs:** Salisbury United, Adelaide Blue Eagles. **Senior career:** 1993–1994 Salisbury (SA), 1995–2000 Adelaide City (Australia), 2000–2004 Marconi Stallions (Australia), 2004 Campbelltown (SA), 2005–2006 Adelaide United (A-League). **Hyundai A-League statistics:** Adelaide United 24 apps. **Other national league statistics:** Adelaide City 133 apps, Marconi Stallions 90 apps (3 gls). **Representative honours:** Australian senior team 2001–2002 (6 matches, 1 goal), under 20. **Career highlights:** South Australian Player of the Year 1993... played in six successive NSL finals series 1996-2001... played four matches for the Socceroos in the 2002 Oceania Nations Cup... Hyundai A-League 2005-06 Premiership medal.



Travis DODD

midfielder

born **06-Jan-80**

height **177cm**

weight **80kg**

Born: Adelaide. **Junior club:** Elizabeth. **Senior career:** 1996–1999 Adelaide City (Australia), 1999–2000 Newcastle Breakers (Australia), 2000–2003 Newcastle United (Australia), 2003–2004 Parramatta Power (Australia), 2004–2005 Panionios (Greece), 2005–2006 Adelaide United (A-League). **Hyundai A-League statistics:** Adelaide United 23 apps (4 gls). **Other national league statistics:** Adelaide City 39 apps, Newcastle Breakers 32 apps (2 gls), Newcastle United 82 apps (9 gls), Parramatta 27 apps (6 gls), Panionios 4 apps. **Representative honours:** Australian senior team 2006 (1 match, 1 goal), under 20, under 17. **Career highlights:** made his national league debut aged just 16... NSL grand finalist 2003-04... during a short stint at Panionios, played UEFA Cup matches against Newcastle United (England), Sporting Lisbon (Portugal) and Udinese (Italy)... Hyundai A-League 2005-06 Premiership medal... scored in his first match for the Qantas Socceroos, v Kuwait, August 2006



FERNANDO

midfielder

born **13-Mar-74**

height **184cm**

weight **86kg**

Born: Caxias do Sul, Brazil. **Nationality:** Brazilian. **Junior club:** Juventude (Brazil). **Senior career:** 1994 Juventude (Brazil), 1995 Olaria Rio de Janeiro (Brazil), 1995 Guarani (Venancio Aires) (Brazil), 1996 Juventude (Brazil), 1997 Palmeiras (Sao Paolo) (Brazil), 1997 Yokohama Flugels (Japan), 1998 Internacional (Brazil), 1999 Juventude (Brazil), 2000–2003 Brisbane Strikers (Australia), 2003–2004 Parramatta Power (Australia), 2004–2005 Esportivo (Brazil), 2005–2006 Adelaide United (A-League). **Hyundai A-League statistics:** Adelaide Utd 18 apps (7 gls). **Other national league statistics:** Brisbane 68 apps (28 gls), Parramatta 21 apps (9 gls). **Career highlights:** scored first goal for Juventude, 1999 Brazilian Cup final W2-1 v Botafogo... NSL Player of the Year 2001-02... Hyundai A-League 2005-06 Premiership medal... fourth place, 2006 Johnny Warren Medal.



Dez GIRALDI

striker

born **24-Mar-86**

height **185cm**

weight **79kg**

Born: Wollongong. **Junior clubs:** Illawarra, Wollongong Wolves. **Senior career:** 2003 Australian Institute of Sport, 2004–2005 Empoli (Italy), 2005–2006 Cuoio Pelli (Italy), 2006 Central Coast Mariners (Australia).

Representative honours: Australian under 23, under 17.

Career highlights: U-17 world cup (Finland) 2003 – scored Australia's only goal of the tournament in a 2-1 group stage loss to Nigeria.

Toured Vietnam with the Australian under-23 team in April 2006 where he started in all three matches of the four-nation tournament, against Iran (D0-0), Vietnam (D0-0) and Uzbekistan (W1-0)



Aaron GOULDING

defender

born **29-Apr-82**

height **179cm**

weight **76kg**

Born: Adelaide. **Junior club:** Para Hills. **Senior career:** 1999 Para Hills (SA), 2000 Elizabeth City (SA), 2000–2003 Adelaide City (Australia), 2003–2004 Adelaide United (Australia), 2004 Campbelltown (SA), 2005–2006 Adelaide United (A-League).

Hyundai A-League statistics: Adelaide United 9 apps.

Other national league statistics: Adelaide City 18 apps, Adelaide United 28 apps. **Representative honours:** Australian under 23, under 20, under 17. **Career highlights:** played in the final of the 1999 U-17 world cup v Brazil (drew 0-0, lost on penalties)... awarded Adelaide United's inaugural Rising Star award in the 2003-04 NSL season... Hyundai A-League 2005-06 Premiership medal.

Made guest appearances for SA club Adelaide Galaxy in 2006.



Matthew KEMP

midfielder

born **08-Aug-80**

height **175cm**

weight **71kg**

Born: Canberra. **Junior club:** Belnorth (Canberra). **Senior career:** 1998–1999 Australian Institute of Sport, 1999–2000 Adelaide City (Australia), 2000–2001 Spal (Italy), 2001–2003 Adelaide City (Australia), 2003–2004 Adelaide United (Australia), 2005–2006 Adelaide United (A-League).

Hyundai A-League statistics: Adelaide United 13 apps.

Other national league statistics: Adelaide City 73 apps (7 gls), Adelaide United 11 apps (1 gl). **Career highlights:** NSL finalist 1999-00, 2002-03, 2003-04... Hyundai A-League 2005-06 Premiership medal.

His Adelaide United appearances were limited to just 11 in the 2003-04 NSL season due to injury (ankle)... a regular starter for Adelaide United in the first half of 2005-06 until suffering a groin injury.



**Greg
OWENS**
midfielder

born **27-Jan-81**
height **183cm**
weight **80kg**

Born: Bathurst. **Senior career:** 1998–2000 Newcastle Breakers (Australia), 2000–2003 Sydney Olympic (Australia), 2003–2004 Newcastle United (Australia), 2004–2005 Sydney Olympic (NSW), 2005 Johor (Malaysia), 2006 Adelaide United (A-League), 2006 Sydney United (NSW). **Hyundai A-League statistics:** Adelaide United 2 apps. **Other national league statistics:** Newcastle Breakers 42 apps (5 gls), Sydney Olympic 59 apps (8 gls), Newcastle United 16 apps (2 gls). **Representative honours:** Australian under 23, under 20. **Career highlights:** U-20 world cup (Argentina) 2001... NSL grand final winner 2001-02. *Initially joined Adelaide United as a short-term guest player late in the Hyundai A-League 2006 finals series*



**Lucas
PANTELIS**
midfielder

born **12-Mar-82**
height **166cm**
weight **66kg**

Born: Adelaide. **Junior clubs:** Omonia, West Adelaide. **Senior career:** 1999 Australian Institute of Sport, 2000–2003 Adelaide City (Australia), 2003–2004 Parramatta Power (Australia), 2005–2006 Adelaide United (A-League). **Hyundai A-League statistics:** Adelaide United 17 apps (1 gl). **Other national league statistics:** Adelaide City 77 apps (10 gls), Parramatta Power 23 apps (3 gls). **Representative honours:** Australian U-23, U-20, U-17. **Career highlights:** played in the final of the 1999 U-17 world cup v Brazil (drew 0-0, lost on penalties)... U-20 world cup (Argentina) 2001... Hyundai A-League 2005-06 Premiership medal. *South Australian Institute of Sport product... suffered a major knee injury (torn anterior cruciate ligament) at training in May 2006, out for 2006-07 season, replaced by Jason Spagnuolo*



**Bobby
PETTA**
midfielder

born **06-Aug-74**
height **173cm**
weight **73kg**

Born: Rotterdam, Netherlands. **Nationality:** Dutch. **Senior career:** 1995–1996 Feyenoord (Netherlands), 1997–1999 Ipswich Town (England), 1999–2003 Celtic (Scotland), 2004 Fulham (England), 2004–2005 Celtic (Scotland), 2005 Darlington (England), 2005–2006 Bradford City (England). **National league statistics:** Ipswich Town 70 apps (9 gls), Celtic 52 apps, Fulham 9 apps, Darlington 12 apps (1 gl), Bradford City 27 apps (4 gls). **Career highlights:** Won Scottish Championship medals at Celtic in 2000-01 (20 league appearances) and 2001-02 (18)... played several UEFA Cup and Champions League matches... nine English Premier League appearances for Fulham in 2004.



**Shengqing
QU**
striker

born **05-Jun-75**
height **183cm**
weight **84kg**

Born: China. **Nationality:** Chinese. **Junior club:** Liaoning Province (China). **Senior career:** 1994–2000 Liaoning (China), 2001–2004 Shanghai Shenhua (China), 2005–2006 Adelaide United (A-League), 2006 Nanying Yoyo (China). **Hyundai A-League statistics:** Adelaide United 19 apps (7 gls). **Representative honours:** China senior team, youth. **Career highlights:** top scorer in the Chinese top division 1999 (17 goals)... represented China in the 2000 Asian Cup, including a 3-2 semi-final loss to Japan... Chinese Championship medal 2003... scored for Shanghai Shenhua in a 2-0 win over the touring AC Milan team in 2004... Hyundai A-League 2005-06 Premiership medal. *Scored a total of 47 goals in the Chinese first division... Adelaide United's inaugural marquee Hyundai A-League player.*



Kristian REES

defender


born **06-Jan-80**

height **193cm**

weight **93kg**

Born: Adelaide. **Senior career:** 1998 Salisbury (SA), 1999 Para Hills (SA), 2000–2003 Adelaide City (Australia), 2003–2004 Adelaide United (Australia), 2004 Modbury (SA), 2005–2006 Adelaide United (A-League). **Hyundai A-League statistics:** Adelaide United 22 apps (1 gl). **Other national league statistics:** Adelaide City 40 apps, Adelaide United 26 apps. **Career highlights:** NSL finalist 2003-04... Hyundai A-League 2005-06 Premiership medal... scored in the dying seconds of the 2006 Pre-Season Cup semi-final against Sydney FC to secure Adelaide United's Cup final appearance.

Started in all but two of Adelaide United's 2003-04 NSL season matches... also a regular starter for Adelaide United in 2005-06 until serving a suspension after round 11.



Michael VALKANIS


defender

born **23-Aug-74**

height **181cm**

weight **80kg**

Born: Melbourne. **Junior club:** South Melbourne. **Senior career:** 1992–1996 South Melbourne (Australia), 1996–1999 Iraklis (Greece), 1999–2001 Larissa (Greece), 2001–2002 Agios Nikolaos (Greece), 2002–2003 Adelaide City (Australia), 2003–2006 Adelaide United (Australia/A-League). **Hyundai A-League statistics:** Adelaide United 24 apps (3 gls). **Other national league statistics:** South Melbourne 57 apps, Iraklis 6 apps, Adelaide City 29 apps (3 gls), Adelaide United 25 apps (1 gl). **Representative honours:** Australian senior team 2006 (1 match), under 23. **Career highlights:** NSL finalist 1993-94, 1994-95, 2002-03, 2003-04... Hyundai A-League 2005-06 Premiership medal... made his debut Qantas Soceroo appearance against Kuwait in August 2006 aged 31 – Australia's 2nd-oldest debutant of all-time.



Adam VAN DOMMELE

defender

born **05-Sep-84**

height **182cm**

weight **85kg**

Born: Adelaide. **Junior club:** Enfield. **Senior career:** 2003–2004 Enfield (SA), 2005–2006 Adelaide United (A-League). **Hyundai A-League statistics:** Adelaide United 19 apps. **Representative honours:** Australian under 17. **Career highlights:** U-17 world cup (Trinidad & Tobago) 2001 – played in all four of Australia's matches, including the quarter-final loss to Nigeria... Hyundai A-League 2005-06 Premiership medal... awarded Adelaide United's 2005-06 Rising Star award.

Trialled with English side Oxford United in mid 2003, scoring twice in his first trial match, a 2-1 win over Wantage Town... first played for Adelaide United against Japanese side Urawa Red Diamonds in February 2004.



Carl VEART

striker

born **21-May-70**

height **182cm**

weight **85kg**

Born: Whyalla. **Junior club:** Whyalla Croatia. **Senior career:** 1987 Whyalla Croatia (SA), 1988–1989 Salisbury (SA), 1989–1994 Adelaide City (Australia), 1994–1996 Sheffield United (England), 1996–1997 Crystal Palace (England), 1997–1998 Millwall (England), 1998–2003 Adelaide City (Australia), 2003–2004 Adelaide United (Australia), 2004 Adelaide City (SA), 2005–2006 Adelaide United (A-League). **Hyundai A-League statistics:** Adelaide United 23 apps (7 gls). **Other national league statistics:** Adelaide City 277 apps (66 gls), Sheffield Utd 66 apps (16 gls), Crystal Palace 57 apps (6 gls), Millwall 8 apps (1 gl), Adelaide United 27 apps (12 gls). **Representative honours:** Australian senior team 1992–2000 (23 matches, 9 goals), under 23, under 20. **Career highlights:** Olympic Games (Barcelona) 1992... NSL grand final winner 1991-92, 1993-94... played in the 1994 world cup qualifiers, including Australia's final game against Argentina... scored the Hyundai A-League's first goal

SQUAD LIST

No.	Player	Main position	Date of birth	Age*	Height	Weight	Last major club
1	Daniel BELTRAME	Goalkeeper	28-12-75	30	190	99	Parramatta Power (Australia)
2	Richie ALAGICH	Defender	30-10-73	32	177	74	Brisbane Strikers (Australia)
3	Kristian REES	Defender	06-01-80	26	193	93	Adelaide City (Australia)
4	Angelo COSTANZO	Defender	09-05-76	30	183	88	Marconi Stallions (Australia)
5	Michael VALKANIS	Defender	23-08-74	32	181	80	Adelaide City (Australia)
6	Ross ALOISI	Midfielder	17-04-73	33	178	78	Pro Sesto (Italy)
7	Lucas PANTELIS	Midfielder	12-03-82	24	166	66	Parramatta Power (Australia)
8	Carl VEART	Striker	21-05-70	36	182	85	Adelaide City (Australia)
9	Matthew KEMP	Midfielder	08-08-80	26	175	71	Adelaide City (Australia)
10	FERNANDO (BRA)	Midfielder	13-03-74	32	184	86	Esportivo (Brazil)
11	Dez GIRALDI	Striker	24-03-86	20	185	79	Empoli (Italy)
12	Greg OWENS	Midfielder	27-01-81	25	183	80	Newcastle United (Australia)
13	Travis DODD	Midfielder	06-01-80	26	177	80	Panionios (Greece)
14	Aaron GOULDING	Defender	29-04-82	24	179	76	Adelaide City (Australia)
15	Nathan BURNS	Striker	07-05-88	18	173	70	Parramatta Eagles (NSW)
16	Bobby PETTA (NED)	Midfielder	06-08-74	32	173	73	Bradford City (England)
17	Adam VAN DOMMELE	Defender	05-09-84	21	182	85	Enfield (SA)
18	Robert CORNTHWAITE	Defender	24-10-85	20	197	84	White City (SA)
19	Shengqing QU (CHN)	Striker	05-06-75	31	183	84	Nanying Yoyo (China)
20	Robert BAJIC	Goalkeeper	29-07-77	29	195	87	Raiders (SA)

*Age (& all other player profile statistics) as at 25-Aug-06. Height in cm. Weight in kg.

COACHES



JOHN KOSMINA

head coach

coaching experience:

Warringah (NSW) 1994–1995
 Newcastle Breakers (Aust.) 1995–1998
 Brisbane Strikers (Aust.) 1998–2003
 Adelaide United (Aust.) 2003–
 Assistant Australian national
 team coach August 2006

- Born 17 August 1956 in Adelaide, played for Croydon (Polonia) before joining West Adelaide in 1977
- Scored 42 goals in 100 international appearances for the Qantas Socceroos from 1976 to 1988
- Played 289 games and scored 133 goals in the NSL, for West Adelaide, Adelaide City, Sydney City, Sydney Olympic and APIA Leichhardt, 1977 to 1989
- Spent 1977-78 at Arsenal, England
- Won NSW state league championship as coach 1995
- Led Adelaide United to inaugural Hyundai A-League Premiership
- Appointed assistant Socceroo coach for the Australia-Kuwait AFC Asian Cup match August 2006



AURELIO VIDMAR

assistant coach

coaching experience:

Adelaide United (Australia)
 assistant 2003–

- Born 3 February 1967 in Adelaide
- Played out a 20 year career in Australia and abroad, with Adelaide City and Adelaide United (Australia), Kortrijk, Waregem and Standard Liege (Belgium), Feyenoord (Holland), Sion (Switzerland), Tenerife (Spain) and Sanfrecce Hiroshima (Japan)
- Made 53 appearances (18 goals) for the Qantas Socceroos from 1988 to 2001
- Honours include Oceania Player of the Year 1995 and Belgium league top scorer 1994-95
- Retired from playing in 2005 to concentrate on his coaching career

2006 PRE-SEASON CUP

Group A	Date	Opponent	Venue	Score	Scorers
Round 1	15-07-06	Melbourne Victory	Aurora Stadium, Launceston	W1-0	Veart 65'
Round 2	21-07-06	Central Coast Mariners	Wade Park, Orange	D0-0	
Round 3	29-07-06	Perth Glory	Dorrien Gardens, Perth	D0-0	
Bonus Round	03-08-06	New Zealand Knights	Hindmarsh Stadium	W1-0	Veart 20'pen
<i>Adelaide United finished second in group and qualified for 1st-4th place play-offs</i>					
Playoffs	10-08-06	Sydney FC	WIN Stadium, Wollongong	W2-1	Dodd 16', Rees 90'
Finals	19-08-06	Central Coast Mariners	Bluetongue Central Coast Stadium	DI-1	AET, won 5-4 on pens Veart 7'
<i>Adelaide United finished in 1st position</i>					

HYUNDAI A-LEAGUE 2006-07 FIXTURES

	Date	Time	Opponent	Venue	Score
1	Fri 25-08-06	7:30pm	Melbourne Victory	Olympic Park
2	Sat 02-09-06	10:00am	New Zealand Knights	North Harbour Stadium
3	Fri 08-09-06	7:30pm	Newcastle Jets	Hindmarsh Stadium
4	Sat 16-09-06	6:30pm	Perth Glory	Hindmarsh Stadium
5	Fri 22-09-06	7:30pm	Queensland Roar	Suncorp Stadium
6	Mon 02-10-06	4:30pm	Sydney FC	Hindmarsh Stadium
7	Fri 06-10-06	7:30pm	Central Coast Mariners	Hindmarsh Stadium
8	Sun 15-10-06	4:30pm	Melbourne Victory	Olympic Park
9	Sun 22-10-06	6:30pm	New Zealand Knights	Hindmarsh Stadium
10	Fri 27-10-06	7:30pm	Newcastle Jets	EnergyAustralia Stadium
11	Sun 05-11-06	4:30pm	Perth Glory	Hindmarsh Stadium
12	Sat 11-11-06	7:30pm	Queensland Roar	Suncorp Stadium
13	Sun 19-11-06	4:30pm	Sydney FC	Aussie Stadium
14	Sat 25-11-06	6:30pm	Central Coast Mariners	Bluetongue Central Coast Stadium
15	Fri 01-12-06	7:30pm	Melbourne Victory	Hindmarsh Stadium
16	Sun 10-12-06	6:30pm	New Zealand Knights	Hindmarsh Stadium
17	Fri 15-12-06	7:30pm	Newcastle Jets	Hindmarsh Stadium
18	Thu 28-12-06	9:30pm	Perth Glory	Members Equity Stadium
19	Thu 04-01-07	7:30pm	Queensland Roar	Hindmarsh Stadium
20	Sun 14-01-07	6:30pm	Sydney FC	Hindmarsh Stadium
21	Sun 21-01-07	6:30pm	Central Coast Mariners	Bluetongue Central Coast Stadium

Adelaide times shown for all matches. Time/date/venue subject to change.



CENTRAL COAST MARINERS



Home ground

BLUETONGUE CENTRAL COAST STADIUM

Address: cnr Dane Drive & Pacific Highway, Gosford

Telephone: (02) 4337 2500

Website: www.centralcoaststadium.com.au

Capacity: 20,059

Transport

Nearest train station: Gosford Station

- 300m walk south to stadium

train enquiries 131 500 or www.cityrail.nsw.gov.au

Nearest bus stop: Burns Crescent, Gosford Station

bus enquiries (02) 4368 2277 or www.busways.com.au

Nearest taxi rank: Dane Drive, opposite Eastern Stand of Central Coast Stadium

taxi enquiries 131 008

Ticketing

Agency name: Ticketek

Sales platforms: Ticketek - outlets, internet, phone bookings and at the gate on match day

Agency contact details:

call 132 849 or visit www.ticketek.com.au

Radio

Home matches – Coast FM, 96.3FM

Club colours

	<i>home</i>	<i>away</i>
Shirt:	yellow, navy trim	white, navy & yellow trim
Shorts:	navy, white & yellow trim	navy, white & yellow trim
Socks:	yellow	yellow

Club contact details

Telephone: 1300 767 442

Fax: (02) 4353 7211

Email: info@ccmariners.com.au

Website: www.ccmарiners.com.au

Office address: Suite 9, 14 Pioneer Avenue, Tuggerah Business Park

Postal address: GPO Box 8206, Tumbi Umbi NSW 2261

Club shop: Central Coast Leagues Club, Dane Drive, Gosford

Key personnel

President: Ian Kiernan

Executive Chairman: Lyall Gorman

CEO: John McKay

Football Manager: Lawrie McKinna

Head Coach: Ian Ferguson

Development Manager: Alex Tobin

Media

Media manager: Benjamin Coonan 0417 478 260
email: bcoonan@ccmariners.com.au

Match day media contact: Benjamin Coonan

Alternate match day media contact:
Ivan Spyrdez 0412 640 650

Media box location: Level 1, Western Stand

Photographer's room location: Level 1, Western Stand

Radio booths location: Level 1, Western Stand

Nearest car parking: Gosford Primary School, Vaughan Ave, Gosford. Booking is essential – contact Benjamin Coonan prior to match day to reserve a park.

HYUNDAI A-LEAGUE 2005-06 SEASON REVIEW

Round	Date	Opponent (home/away)	Result	Score	(h/t)	Pos.	Scorers	Crowd
1	26-Aug	Perth Glory (A)	W	1-0	(0-0)	=2nd	Spencer 66'	11,113
2	04-Sep	Newcastle Jets (H)	D	1-1	(0-1)	3rd	Petrie 68'	5,917
3	10-Sep	New Zealand Knights (H)	L	0-2	(0-0)	6th		5,261
4	16-Sep	Sydney FC (A)	W	3-2	(2-1)	3rd	Petrie 19'pen, Gumprecht 35', Spencer 92'+	15,614
5	25-Sep	Adelaide United (A)	D	1-1	(1-1)	2nd	Kwasnik 19'	7,013
6	30-Sep	Melbourne Victory (H)	L	1-2	(1-0)	5th	Heffernan 33'	9,313
7	07-Oct	Queensland Roar (A)	D	1-1	(1-0)	6th	Spencer 41'	13,195
8	16-Oct	Perth Glory (H)	W	4-0	(1-0)	4th	Petrie 14', 49', Heffernan 85', Spencer 93'+	6,494
9	23-Oct	Newcastle Jets (A)	L	0-1	(0-0)	6th		9,371
10	29-Oct	New Zealand Knights (A)	W	3-1	(1-1)	4th	Heffernan 5', Petrie 48', 72'pen	2,583
11	05-Nov	Sydney FC (H)	L	1-5	(1-3)	7th	Hutchinson 40'	10,529
12	13-Nov	Adelaide United (H)	L	1-2	(1-0)	7th	Hutchinson 12'	5,467
13	18-Nov	Melbourne Victory (A)	W	2-0	(1-0)	5th	Hutchinson 38', Heffernan 95'+	13,892
14	25-Nov	Queensland Roar (H)	D	2-2	(0-1)	6th	Osman 56', Heffernan 89'	5,194
15	04-Dec	Perth Glory (A)	D	2-2	(2-0)	5th	Hutchinson 8', Petrie 12'	7,428
16	31-Dec	Newcastle Jets (H)	W	4-1	(2-0)	4th	Gumprecht 4', Brown 32', Hutchinson 72', 82'	11,612
17	08-Jan	New Zealand Knights (H)	W	1-0	(0-0)	3rd	Heffernan 91'+	7,257
18	14-Jan	Sydney FC (A)	D	1-1	(0-0)	4th	Pondeljak 52'	15,977
19	20-Jan	Adelaide United (A)	D	1-1	(0-0)	4th	Kwasnik 54'	13,008
20	27-Jan	Melbourne Victory (H)	W	3-1	(1-1)	3rd	Spencer 28', 62', Heffernan 88'	11,945
21	04-Feb	Queensland Roar (A)	D	2-2	(1-1)	3rd	Petrie 33', O'Sullivan 81'	13,641
MiSF1	10-Feb	Newcastle Jets (A)	W	1-0	(0-0)		Osman 76'	10,236
MiSF2	17-Feb	Newcastle Jets (H)*	D	1-1	(0-1)		Heffernan 79'	17,429
PF	26-Feb	Adelaide United (A)	W	1-0	(1-0)		Pondeljak 7'	11,405
GF	05-Mar	Sydney FC (A)	L	0-1	(0-0)			41,689

MiSF=Minor Semi Final, PF=Preliminary Final, GF=Grand Final . * won 2-1 on aggregate.

Central Coast Mariners Hyundai A-League 2005-06 season stats

Played	25
Won	10
Drew	9
Lost	6
Goals for	38
	<i>1.5 per game</i>
Goals against	30
	<i>1.2 per game</i>

Goal scorers Dean Heffernan 8, Stewart Petrie 8, John Hutchinson 6, Noel Spencer 6, Andre Gumprecht 2, Adam Kwasnik 2, Matthew Osman 2, Tom Pondeljak 2, Damien Brown 1, Wayne O'Sullivan 1

Goalkeepers Danny Vukovic 20 games (5 clean sheets)
John Crawley 5 games (1 clean sheet)


HYUNDAI A-LEAGUE 2005-06 SEASON LINE-UPS & PLAYER STATISTICS

Perth (W1-0)	●		●		●	●		●	●	○				●	●	●	●		●	
Newcastle (D1-1)	●		●	○	●	●		●	●	○	●			●	●		●		●	
New Zealand (L0-2)	●		●	○	●	●		●	●	○	●			○	●	●		●		●
Sydney (W3-2)	●				●	●		●	●	○				●		●	●	●	●	○
Adelaide (D1-1)			●	○	●	●		●	●	●	●			●			●	●	●	○
Melbourne (L1-2)				○	●			●	●	●	○			●	●	●	●	●	●	○
Queensland (D1-1)	●				●		○	●	●	○				●	●	●	●	●	○	○
Perth (W4-0)	●			○	●			●	●		○			●	●	●	●	●	○	
Newcastle (L0-1)	●			○	●			●	●	○	○			●	●	●	●	●	●	
New Zealand (W3-1)	●		●		●			●	●	○				●	○	●	●	●	○	○
Sydney (L1-5)	●		●		●			●	●	●	○			●	○	●		●	●	○
Adelaide (L1-2)			●		●		○	●	●	●	○			●	●	●	●	●	●	
Melbourne (W2-0)	●		●	○	●		○		●	●	○			●	●	●		●	●	
Queensland (D2-2)	●		●		●			○	●	●	○			●	●	●		●	●	
Perth (D2-2)	●		●		●			●		●	○			●	●	●		●	●	
Newcastle (W4-1)	●		●		●			●	●	●	○		○	●		●	○	●	●	
New Zealand (W1-0)	●		●		●			●	●	●		○	○	●		●	○	●	●	
Sydney (D1-1)	●		●		●			●	●	●	○			●	○		●	●	●	
Adelaide (D1-1)	●		●		●			●			○			●	●	○	●	●	●	
Melbourne (W3-1)	●		●		●			●	●			○	○	●	○	●	●	●	●	
Queensland (D2-2)	●	○	●		○				●			●	●	●	○	●	●	●	●	
Newcastle (W1-0)	●		○		●			●	●		○	○		●	●	●	●	●	●	
Newcastle (D1-1)	●		○		●			●	●		○			●	●	●	●	●	●	
Adelaide (W1-0)	●		●		●			●	●		○	○		●		●	●	●	●	
Sydney (L0-1)	●		●		●			●	●		○		○	●	○	●	●	●	●	

● = starting appearance
○ = substitute appearance
= goals scored

	Michael BEAUCHAMP	Nigel BOOGAARD	Damien BROWN	Leo CARLE	Andrew CLARK	John CRAWLEY (GK)	Ian FERGUSON	Andre GUMPRECHT	Dean HEFFERNAN	John HUTCHINSON	Adam KWASNIK	Jamie MCMASTER	Paul O'GRADY	Wayne O'SULLIVAN	Matthew OSMAN	Stewart PETRIE	Tom PONDELJAK	Noel SPENCER	Danny VUKOVIC (GK)	Alex WILKINSON	Russell WOODRUFFE
Appearances	22	1	20	7	25	5	3	23	23	17	19	6	5	23	20	23	18	25	20	25	5
<i>Starting appearances</i>	22	-	18	-	24	5	-	22	23	11	4	1	1	22	14	22	16	25	20	25	-
Goals	-	-	1	-	-	-	-	2	8	6	2	-	-	1	2	8	2	6	-	-	-
Goal attempts - total	6	-	20	1	2	-	-	35	38	24	22	3	2	14	26	65	34	55	-	9	3
Goal attempts - on target	-	-	9	1	1	-	-	22	19	18	7	2	1	8	14	34	15	29	-	3	1
From inside/outside box	-	-	6/1	1/-	-/1	-	-	8/14	11/8	17/1	5/2	1/1	1/-	4/4	9/5	23/11	9/6	10/19	-	2/1	-/1
Goal assists	-	-	4	1	-	-	-	4	-	4	1	-	-	1	1	1	6	2	-	-	-
Passes - attempted	625	1	382	22	692	45	4	721	742	261	177	52	71	711	389	586	468	1038	115	817	21
Passes - completed	460	1	283	20	543	24	2	583	539	220	143	43	57	561	301	430	367	813	56	633	18
Crosses	-	-	53	5	1	-	-	38	75	23	9	2	-	76	47	36	48	14	-	23	1
Tackles - attempted	132	-	51	1	106	-	1	84	72	16	15	4	6	77	41	28	37	84	2	76	2
Tackles - completed	101	-	29	1	70	-	1	44	53	9	12	1	3	44	33	18	23	53	2	52	2
Fouls conceded	37	-	14	-	47	-	-	31	37	13	21	5	5	31	15	60	7	40	-	20	1
Fouls won	41	-	23	1	21	2	1	27	33	31	14	7	2	29	14	45	20	34	9	16	3
Off-sides conceded	-	-	4	1	-	-	-	4	2	17	18	2	-	4	2	27	7	1	-	-	-
Yellow cards	3	-	-	-	4	-	-	5	5	1	4	-	1	1	3	-	2	2	1	2	1
Red cards	1	-	-	-	-	-	-	-	-	-	-	-	-	-	-	-	-	-	-	-	-

Coach: Lawrie McKinna 25 matches (W10-D9-L6)



Nigel BOOGAARD

defender

born 14-Aug-86

height 187cm

weight 91kg

Born: Sydney. **Junior club:** Newcastle Breakers. **Senior career:** 2002–2004 Newcastle United (Australia), 2004–2005 Central Coast (NSW), 2005–2006 Central Coast Mariners (A-League).

Hyundai A-League statistics: Central Coast Mariners 1 app.

Other national league statistics: Newcastle United 1 app.

Representative honours: Australian under 23, under 17.

Career highlights: U-17 world cup (Finland) 2003... Made his national league debut in February 2004 aged 17.

Sent-off in Australia's 2-0 loss to Argentina in the 2003 U-17 world cup... the youngest player in Central Coast's inaugural Hyundai A-League squad announced in 2005.



Damien BROWN

midfielder

born 12-Jan-75

height 176cm

weight 71kg

Born: Gosford. **Junior clubs:** The Entrance Bateau Bay, Central Coast. **Senior career:** 1994–1995 Central Coast (NSW), 1995–1996 Newcastle Breakers (Australia), 1996–1997 Central Coast (NSW), 1997–1998 Canberra Cosmos (Australia), 1998–2000 Blacktown City (NSW), 2000–2003 Parramatta Power (Australia), 2003–2004 Newcastle United (Australia), 2005–2006 Central Coast Mariners (A-League). **Hyundai A-League statistics:** Central Coast Mariners 20 apps (1 gl).

Other national league statistics: Newcastle Breakers 16 apps (2 gls), Canberra Cosmos 16 apps (1 gl), Parramatta Power 53 apps (5 gls), Newcastle United 13 apps. **Career highlights:**

played in three consecutive NSW state league grand final victories 1998 to 2000... Hyundai A-League 2006 Grand Finalist. *The historic first Central Coast Mariners Hyundai A-League signing*



Andrew CLARK

defender

born 24-Aug-74

height 181cm

weight 76kg

Born: Gosford. **Junior club:** Mountains (Central Coast). **Senior career:** 1992–1997 Central Coast (NSW), 1997–1998 5-1-7 (Hong Kong), 1998–2000 Canberra Cosmos (Australia), 2000–2001 Parramatta Power (Australia), 2001–2002 Central Coast (NSW), 2003 Kedah (Malaysia), 2003–2005 APIA Leichhardt (NSW), 2005–2006 Central Coast Mariners (A-League).

Hyundai A-League statistics: Central Coast Mariners 25 apps.

Other national league statistics: Canberra Cosmos 21 apps (5 gls), Parramatta Power 17 apps. **Career highlights:** Hyundai A-League 2006 Grand Finalist.

One of just two local Central Coast products in the Mariners' inaugural Hyundai A-League squad in 2005-06... an ever-present in Central Coast's first Hyundai A-League season.



John CRAWLEY

goalkeeper

born 05-Mar-72

height 186cm

weight 88kg

Born: Sydney. **Junior club:** Blacktown City. **Senior career:** 1991–1995 Colo Colo (Chile), 1996 Blacktown City (NSW), 1998–1999 Macarthur Rams (NSW), 1999–2000 Sydney United (Australia), 2000–2005 Blacktown City (NSW), 2005–2006 Central Coast Mariners (A-League). **Hyundai A-League statistics:** Central Coast Mariners 5 apps. **Other national league statistics:** Sydney United 4 apps. **Career highlights:** made his debut in the Chilean first division with in 1994 with Colo Colo... played in three successive NSW state league grand finals 2001 to 2003.

Moved to Colo Colo youth team in 1991 after impressing the Chilean giants on a NSW schoolboy tour of South America... also had loan stints with Chilean 2nd division clubs Lota Schwager and Magallanes... suffered a bad hip injury early in 2005-06, ruling him out of action for most of the season.



Andre GUMPRECHT

midfielder

born 26-Nov-74

height 177cm

weight 83kg

Born: Jena, Germany. **Nationality:** German. **Junior clubs:** Carl Zeiss Jena, Bayer Leverkusen. **Senior career:** Carl Zeiss Jena (Germany), 1992–1993 Bayer Leverkusen (Germany), 1993–1995 Lecce (Italy), 1995 Prussen Koln (Germany), 1995–1998 Wattenscheid (Germany), 1998–1999 Bayer Leverkusen (Germany), 1999–2001 Halle (Germany), 2001–2002 Zwickau (Germany), 2002 Dresdner (Germany), 2002–2003 Perth Glory (Australia), 2003–2004 Parramatta Power (Australia), 2004 Armed Forces (Singapore), 2004–2005 Sydney Olympic (NSW), 2005–2006 Central Coast Mariners (A-League). **Hyundai A-League statistics:** Central Coast Mariners 23 apps (2 gls). **Other national league statistics:** Lecce 8 apps, Perth Glory 34 apps (4 gls), Parramatta Power 25 apps (2 gls). **Representative honours:** Germany youth. **Career highlights:** NSL grand final winner 2002-03... awarded Central Coast Mariners' inaugural Player of the Year in 2005-06.



John HUTCHINSON

midfielder


born 29-Dec-79

height 182cm

weight 83kg

Born: Morwell. **Junior clubs:** Morwell Pegasus, Morwell Falcons. **Senior career:** 1996–2001 Morwell Falcons (Australia), 2001–2004 Northern Spirit (Australia), 2004–2005 Manly United (NSW), 2005–2006 Central Coast Mariners (A-League). **Hyundai A-League statistics:** Central Coast Mariners 17 apps (6 gls). **Other national league statistics:** Morwell Falcons 89 apps (7 gls), Northern Spirit 77 apps (12 gls). **Career highlights:** made his national league debut at Morwell Falcons under Frank Arok in February 1997 aged 17.

Netted six goals in seven starts in the 2005-06 season but then suffered a cruciate ligament tear in Round 18 resulted in a knee reconstruction and put him out for action for 7 months.



Adam KWASNIK

striker

born 31-May-83

height 181cm

weight 78kg

Born: Sydney. **Junior club:** Rooty Hill. **Senior career:** 2000–2001 Blacktown City (NSW), 2001–2002 Parramatta Power (Australia), 2002–2004 Northern Spirit (Australia), 2004–2005 Blacktown City (NSW), 2005–2006 Central Coast Mariners (A-League). **Hyundai A-League statistics:** Central Coast Mariners 19 apps (2 gls). **Other national league statistics:** Parramatta Power 10 apps (3 gls), Northern Spirit 49 apps (9 gls). **Representative honours:** Australian under 20. **Career highlights:** U-20 world cup qualifying tournament 2002... NSL finalist 2002-03... Hyundai A-League 2006 Grand Finalist



Jamie McMASTER

midfielder

born 29-Nov-82

height 179cm

weight 80kg

Born: Sydney. **Junior club:** Umina United. **Senior career:** 1999–2002, 2003 Leeds United (England), 2002 Coventry City (England), 2004 Chesterfield (England), 2004 Swindon Town (England), 2005 Peterborough United (England), 2005 Chesterfield (England), 2005 Aarhus (Denmark), 2005–2006 Central Coast Mariners (A-League). **Hyundai A-League statistics:** Central Coast Mariners 6 apps. **Other national league statistics:** Leeds United 11 apps, Coventry 2 apps, Chesterfield 14 apps (2 gls), Swindon 4 apps (1 gl), Peterborough 3 apps, Aarhus 6 apps. **Representative honours:** Australian U-17; England U-20, youth. **Career highlights:** signed professional terms with Leeds Utd in 1999 aged just 16... scored on debut for England at the 1999 U-16 European Championship, Cyprus... Hyundai A-League 2006 finalist

Born and raised on Central Coast... has the rare distinction of playing for the national youth teams of both Australia & England



Nick MRDJA

striker

born **30-Nov-78**

height **188cm**

weight **89kg**

Born: Perth. **Junior club:** Bayswater. **Senior career:** 1997 Bayswater (WA), 1998 Kingsway Olympic (WA), 1998–1999 Canberra Cosmos (Australia), 2000 Perth SC (WA), 2000–2004 Perth Glory (Australia), 2004 Solna (Sweden), 2005–2006 Central Coast Mariners (A-League) *injured/season*. **National league statistics:** Canberra Cosmos 3 apps, Perth Glory 73 apps (25 gls), Solna 12 apps (2 gls). **Career highlights:** NSL grand finalist 2001-02... NSL grand final winner 2002-03, 2003-04... scored the only goal in Perth Glory's 1-0 NSL grand final victory over Parramatta Power in 2004 - the last goal ever scored in the NSL. *Did not play a part in the Hyundai A-League 2005-06 season following a major knee injury suffered pre-season.*



Paul O'GRADY

defender

born **06-Nov-78**

height **194cm**

weight **99kg**

Born: Sydney. **Junior club:** Sutherland (Sydney). **Senior career:** 1995 St George (NSW), 1996–1999 Parramatta Eagles (NSW), 1999–2001 Wollongong Wolves (Australia), 2001–2002 Parramatta Eagles (NSW), 2002 Tampines Rovers (Singapore), 2002–2003 Parramatta Eagles (NSW), 2003–2004 Parramatta Power (Australia), 2004–2005 Marconi Stallions (NSW), 2005–2006 Central Coast Mariners (A-League). **Hyundai A-League statistics:** Central Coast Mariners 5 apps. **Other national league statistics:** Wollongong Wolves 7 apps, Parramatta Power 35 apps (4 gls). **Career highlights:** NSL championship squad 1999-00, 2000-01... NSL Grand Finalist 2003-04... Hyundai A-League 2006 Grand Finalist.



Wayne O'SULLIVAN

midfielder

born **25-Feb-74**

height **173cm**

weight **72kg**

Born: Akrotiri, Cyprus. **Nationality:** Irish/English. **Senior career:** 1992–1997 Swindon Town (England), 1997–1999 Cardiff City (England), 1999–2001 Plymouth Argyle (England), 2001–2003 Parramatta Power (Australia), 2003–2004 Northern Spirit (Australia), 2004 Geylang United (Singapore), 2004–2005 Sydney Olympic (NSW), 2005–2006 Central Coast Mariners (A-League). **Hyundai A-League statistics:** Central Coast Mariners 23 apps (1 gl). **Other national league statistics:** Swindon Town 89 apps (3 gls), Cardiff 85 apps (4 gls), Plymouth 85 apps (3 gls), Parramatta Power 55 apps (2 gls), Northern Spirit 24 apps (2 gls), Geylang Utd 13 apps (3 gls). **Representative honours:** Ireland under 21, youth. **Career highlights:** Hyundai A-League 2006 Grand Finalist. *Came up through the Swindon Town youth ranks... played a total of 259 games (10 goals) in England's 2nd, 3rd and 4th divisions.*



Matthew OSMAN

midfielder

born **29-Jul-83**

height **183cm**

weight **76kg**

Born: Sydney. **Junior clubs:** Parramatta Eagles, Blacktown City, Macarthur Rams (Sydney). **Senior career:** 2002–2004 Northern Spirit (Australia), 2004–2005 Penrith (NSW), 2005–2006 Central Coast Mariners (A-League). **Hyundai A-League statistics:** Central Coast Mariners 20 apps (2 gls). **Other national league statistics:** Northern Spirit 27 apps (1 gl). **Representative honours:** Australian under 20. **Career highlights:** NSL finalist 2002-03... 2003 U-20 World Cup qualifying matches... scored the deciding goal in the 1-0 first leg 2005-06 semi-final victory over Newcastle, with a diving header... Hyundai A-League 2006 Grand Finalist.



Stewart PETRIE

striker

born **27-Feb-70**

height **179cm**

weight **81kg**

Born: Dundee, Scotland. **Nationality:** Scottish. **Senior career:** 1989–1993 Forfar Athletic (Scotland), 1993–2003 Dunfermline Athletic (Scotland), 2003–2004 Northern Spirit (Australia), 2004 Geylang United (Singapore), 2004–2005 Blacktown City (NSW), 2005–2006 Central Coast Mariners (A-League).

Hyundai A-League statistics: Central Coast Mariners 23 apps (8 gls).

Other national league statistics: Forfar 117 apps (37 gls), Dunfermline 269 apps (47 gls), Northern Spirit 37 apps (10 gls), Geylang United 13 apps (1 gl). **Career highlights:** Dunfermline's top scorer in 1994-95 (14 goals) and 1995-96 (13), assisting the club to promotion to the 1996-97 Scottish Premier League...

Hyundai A-League 2005-06 top goalscorer... Hyundai A-League 2006 Grand Finalist.

Made 386 league appearances in Scotland, including 133 in the Premier League... scored 84 goals in all Scotland league games



Tom PONDELJAK

midfielder

born **08-Jan-76**

height **175cm**

weight **75kg**


Born: Melbourne. **Junior club:** St Albans (Melbourne). **Senior career:** 1993–1995 St Albans (Vic), 1995–1999 Melbourne Knights (Australia), 1999–2001 Sydney United (Australia), 2001–2003 Sydney Olympic (Australia), 2003–2004 Perth Glory (Australia), 2004 Johor (Malaysia), 2005–2006 Central Coast Mariners (A-League).

Hyundai A-League statistics: Central Coast Mariners 18 apps (2 gls).

Other national league statistics: Melbourne Knights 97 apps (29 gls), Sydney United 60 apps (6 gls), Sydney Olympic 63 apps (13 gls), Perth Glory 26 apps (7 gls).

Representative honours: Australian senior team 2002 (4 matches), under 20. **Career highlights:** Victorian Player of the Year 1995...

NSL grand final winner 1995-96, 2001-02, 2003-04... NSL Player of the Year runner-up 2002-03 & 2003-04... 2005-06



Bradley PORTER

midfielder


born **19-Feb-87**

height **179cm**

weight **77kg**

Born: Gosford. **Junior clubs:** Kanwal Warnervale, Killarney District, Wyong. **Senior career:** 2003–2005 Australian Institute of Sport. **Representative honours:** Australian under 20.

A product of the NSW Institute of Sport... competed at the 2005 Adelaide International Soccer Challenge, which pitted the AIS against youth sides from AC Milan, Aston Villa and Tokyo Verdy... initially joined the Mariners on a short-term contract in mid-season 2005-06 but then picked up an injury... toured South America with the Australian U-20 team in August 2006 – took part in matches against Argentina and Chile



Noel SPENCER

midfielder

born **26-Jul-77**

height **183cm**

weight **84kg**

Born: Wollongong. **Junior club:** Koonawarra. **Senior career:** 1995 Lysaghts (Illawarra), 1996–2000 Wollongong Wolves (Australia), 2000–2004 Northern Spirit (Australia), 2004–2005 Parramatta Eagles (NSW), 2005–2006 Central Coast Mariners (A-League).

Hyundai A-League statistics: Central Coast Mariners 25 apps (6 gls).

Other national league statistics: Wollongong Wolves 79 apps (3 gls), Northern Spirit 92 apps (4 gls).

Representative honours: Australian under 23. **Career highlights:** NSL grand final winner 1999-00... scored one of the most spectacular long-range goals of the 2005-06 season, in a 2-0 away win over Perth Glory on the new competition's first day... captained Central Coast to the Hyundai A-League 2006 Grand Final.



Vuko TOMASEVIC

defender

born 13-May-80

height 186cm

weight 83kg

Born: Sydney. **Junior club:** Fairfield RSL. **Senior career:** 1997 Australian Institute of Sport, 1998–1999 Marconi Stallions (Australia), 2000–2001 APIA Leichhardt (NSW), 2001–2002 Bonnyrigg (NSW), 2002–2004 Northern Spirit (Australia), 2004 Picton (Illawarra), 2004–2005 Bonnyrigg (NSW), 2005–2006 Marconi Stallions (NSW).

National league statistics: Marconi Stallions 3 apps, Northern Spirit 51 apps (9 gls). **Representative honours:** Australian under 20, under 17. **Career highlights:** represented Australia at the inaugural FIFA World Beach Championship in Brazil 2005 – played against France and Argentina.

A regular starter for the 1997 Australian U-17 team which was unsuccessful in its attempt to qualify for the U-17 world cup.



Tony VIDMAR

defender


born 04-Jul-70

height 187cm

weight 80kg

Born: Adelaide. **Senior career:** 1989–1992 Adelaide City (Australia), 1992–1993 Ekeren (Belgium), 1992–1995 Adelaide City (Australia), 1995–1997 NAC Breda (Netherlands), 1997–2002 Rangers (Scotland), 2002–2003 Middlesbrough (England), 2003–2005 Cardiff City (England), 2005–2006 NAC Breda (Netherlands).

National league statistics: Adelaide City 149 apps (14 gls), Ekeren 9 apps (1 gl), NAC Breda 82 apps (4 gls), Rangers 107 apps (9 gls), Middlesbrough 12 apps, Cardiff City 73 apps (2 gls). **Rep.honours:** Australian senior team 1991–2005 (90 matches, 3 gls), U-23. **Career highlights:** Olympic Games (Barcelona) 1992... four Championship medals (Adelaide City and Rangers, twice each)... scored in the 2006 World Cup qualifier penalty shoot-out v Uruguay. *Third most-capped Socceroo of all time and seven times national team captain... returns to the playing field after health issues (heart) tragically ruled him out of the 2006 World Cup squad.*



Danny VUKOVIC

goalkeeper

born 27-Mar-85

height 187cm

weight 98kg

Born: Sydney. **Junior clubs:** St Clair, Nepean, Southern Districts, Bonnyrigg. **Senior career:** 2002–2003 Parramatta Power (Australia), 2003–2004 Parramatta Power (Australia), 2005–2006 Central Coast Mariners (A-League). **Hyundai A-League statistics:** Central Coast Mariners 20 apps. **Other national league statistics:** Parramatta Power 5 apps. **Representative honours:** Australian under 23, under 20. **Career highlights:** made his national league debut in October 2002 aged 17... made the final squad for the 2005 U-20 world cup (Netherlands)... Hyundai A-League 2006 Grand Finalist... selected in the Australian national team for the August 2006 Asian Cup qualifier v Kuwait (remained on bench).



Alex WILKINSON

defender

born 13-Aug-84

height 187cm

weight 82kg

Born: Sydney. **Junior clubs:** North Ryde, Gladesville-Hornsby. **Senior career:** 1999–2004 Northern Spirit (Australia), 2004–2005 Manly United (NSW), 2005–2006 Central Coast Mariners (A-League). **Hyundai A-League statistics:** Central Coast Mariners 25 apps. **Other national league statistics:** Northern Spirit 45 apps. **Representative honours:** Australian under 20, under 17. **Career highlights:** U-17 world cup (Trinidad & Tobago) 2001... U-20 world cup (UAE) 2003... Hyundai A-League 2006 Grand Finalist... selected for the senior Qantas Soccerroos training squad in the lead-up to the August 2006 Kuwait match.

Spent a brief time at Japanese club Kyoto Purple Sanga in 2003... an ever-present in Central Coast Mariners' first season.

SQUAD LIST

No.	Player	Main position	Date of birth	Age*	Height	Weight	Last major club
1	John CRAWLEY	Goalkeeper	05-03-72	34	186	88	Blacktown City (NSW)
2	Wayne O'SULLIVAN (IRE)	Midfielder	25-02-74	32	173	72	Northern Spirit (Australia)
3	Paul O'GRADY	Defender	06-11-78	27	194	99	Parramatta Power (Australia)
4	Noel SPENCER	Defender	26-07-77	29	183	84	Northern Spirit (Australia)
5	Bradley PORTER	Midfielder	19-02-87	19	179	77	Australian Institute of Sport
6	Andre GUMPRECHT (GER)	Midfielder	26-11-74	31	177	83	Parramatta Power (Australia)
7	John HUTCHINSON	Midfielder	29-12-79	26	182	83	Northern Spirit (Australia)
8	Jamie McMASTER	Midfielder	29-11-82	23	179	80	Aarhus (Denmark)
9	Nick MRDJA	Striker	30-11-78	27	188	89	Perth Glory (Australia)
10	Tom PONDELJAK	Midfielder	08-01-76	30	175	75	Perth Glory (Australia)
11	Damien BROWN	Midfielder	12-01-75	31	176	71	Newcastle United (Australia)
12	Stewart PETRIE (SCO)	Striker	27-02-70	36	179	81	Northern Spirit (Australia)
13	Tony VIDMAR	Defender	04-07-70	36	187	80	NAC Breda (Netherlands)
14	Vuko TOMASEVIC	Defender	13-05-80	26	186	83	Marconi Stallions (NSW)
15	Andrew CLARK	Defender	24-08-74	32	181	76	APIA Leichhardt (NSW)
16	Nigel BOOGAARD	Defender	14-08-86	20	187	91	Newcastle United (Australia)
17	Matthew OSMAN	Midfielder	29-07-83	23	183	76	Northern Spirit (Australia)
18	Alex WILKINSON	Defender	13-08-84	22	187	82	Northern Spirit (Australia)
19	Adam KWASNIK	Striker	31-05-83	23	181	78	Northern Spirit (Australia)
20	Danny VUKOVIC	Goalkeeper	27-03-85	21	187	98	Parramatta Power (Australia)

*Age (& all other player profile statistics) as at 25-Aug-06. Height in cm. Weight in kg.

COACHES



LAWRIE MCKINNA

football manager

coaching experience:

Hills United (NSW) 1995–1996
 Sydney Olympic (Australia) assistant 1997
 Sydney United (Australia) assistant 1997–1999
 Parramatta Power (Australia) assistant 1999–2002
 Northern Spirit (Australia) 2002–2004
 Central Coast Mariners 2004–

- Born 8 July 1961 in Kilmarnock, Scotland
- Played at Darvel (Kilmarnock) juniors
- Made 87 Scottish Premier League and First Division appearances and scored 17 goals for Kilmarnock from 1982 to 1986
- Played 93 NSL games (12 goals) for Heidelberg, APIA, Blacktown, Wollongong and Newcastle Breakers from 1987 to 1993
- Led Mariners to 2005 Pre-Season Cup win and Hyundai A-League 2006 Grand Final
- Inaugural Hyundai A-League 2005-06 Coach of the Year



IAN FERGUSON

head coach

born 15 March 1967
 Glasgow, Scotland
 arrived in Australia 2002
 Central Coast Mariners
 assistant coach 2004–

- Played out an extensive career in Scotland, with Clyde, St Mirren, Rangers and Dunfermline, from 1985 to 2002 – amassed 380 Scottish league appearances (38 goals)
- Scored the winning goal in extra time for St Mirren in the 1987 Scottish Cup final, a 1-0 win over Dundee United
- Played 237 Scottish Premier League matches for Rangers from 1988 to 1999, which included nine consecutive Scottish championships 1988-89 to 1996-97
- Made six appearances with the Scotland national team from 1987 to 1988
- Played for Australian club Northern Spirit 2002–2004

2006 PRE-SEASON CUP

Group A	Date	Opponent	Venue	Score	Scorers
Round 1	14-07-06	Perth Glory	Central Coast Stadium	W2-1	Petrie 7', Kwasnik 8'
Round 2	21-07-06	Adelaide United	Wade Park, Orange	D0-0	
Round 3	28-07-06	Melbourne Victory	Olympic Park	W3-1	Kwasnik 35', O'Grady 64', Spencer 77'
Bonus Round	05-08-06	Queensland Roar	Clive Burghoffer Stad. Toowoomba	D0-0	
<i>Central Coast Mariners finished first in group and qualified for 1st-4th place play-offs</i>					
Playoffs	11-08-06	Newcastle Jets	Bluetongue Central Coast Stadium	W2-1	Petrie 53'pen, O'Grady 96'+
Finals	19-08-06	Adelaide United	Bluetongue Central Coast Stadium	D1-1	AET, lost 4-5 on pens Gumprecht 77'
<i>Central Coast Mariners finished in 2nd position</i>					

HYUNDAI A-LEAGUE 2006-07 FIXTURES

	Date	Time	Opponent	Venue	Score
1	Sun 27-08-06	5:00pm	Sydney FC	Aussie Stadium
2	Sun 03-09-06	5:00pm	Perth Glory	Members Equity Stadium
3	Sat 09-09-06	7:00pm	Queensland Roar	Bluetongue Central Coast Stadium
4	Sun 17-09-06	5:00pm	Melbourne Victory	Olympic Park
5	Sat 23-09-06	7:00pm	Newcastle Jets	Bluetongue Central Coast Stadium
6	Thu 28-09-06	6:00pm	New Zealand Knights	North Harbour Stadium
7	Fri 06-10-06	8:00pm	Adelaide United	Hindmarsh Stadium
8	Fri 13-10-06	8:00pm	Sydney FC	Bluetongue Central Coast Stadium
9	Fri 20-10-06	8:00pm	Perth Glory	Bluetongue Central Coast Stadium
10	Sat 28-10-06	7:00pm	Queensland Roar	Suncorp Stadium
11	Fri 03-11-06	8:00pm	Melbourne Victory	Olympic Park
12	Sun 12-11-06	5:00pm	Newcastle Jets	EnergyAustralia Stadium
13	Sun 19-11-06	3:00pm	New Zealand Knights	North Harbour Stadium
14	Sat 25-11-06	7:00pm	Adelaide United	Bluetongue Central Coast Stadium
15	Sun 03-12-06	5:00pm	Sydney FC	Bluetongue Central Coast Stadium
16	Sun 10-12-06	5:00pm	Perth Glory	Bluetongue Central Coast Stadium
17	Sat 16-12-06	7:00pm	Queensland Roar	Bluetongue Central Coast Stadium
18	Sun 31-12-06	6:00pm	Melbourne Victory	Bluetongue Central Coast Stadium
19	Fri 05-01-07	8:00pm	Newcastle Jets	EnergyAustralia Stadium
20	Thu 11-01-07	8:00pm	New Zealand Knights	Bluetongue Central Coast Stadium
21	Sun 21-01-07	7:00pm	Adelaide United	Bluetongue Central Coast Stadium

Gosford times shown for all matches. Time/date/venue subject to change.



MELBOURNE VICTORY



Home ground

OLYMPIC PARK

Address: Swan Street, Melbourne

Telephone: (03) 9286 1600

Website: www.mopt.com.au

Capacity: 18,500

Transport

Nearest train station: Richmond Station
- five minute walk west to stadium

Nearest tram stop: Swan Street, Melbourne

Nearest taxi rank: Vodafone Arena,
Swan Street, Melbourne
taxi enquiries - ph 132 008

Ticketing

Agency name: Ticketek

Sales platforms: Ticketek - outlets, internet, phone
bookings and at the gate on match day

Agency contact details: call 132 849 or visit
www.ticketek.com.au

Radio

Home & away matches – SEN 1116AM

Club colours

	<i>home</i>	<i>away</i>
Shirt:	navy, white & silver trim	silver, white V, blue trim
Shorts:	navy, white & silver trim	white, navy & silver trim
Socks:	navy, white & silver trim	white, navy & silver trim

Club contact details

Telephone: (03) 8656 0700

Fax: (03) 9654 7859

Email: mvfc@mvfc.com.au

Website: www.melbournevictory.com.au

Office address: Basement Level, Vodafone Arena,
Swan Street, Melbourne

Postal address: GPO Box 4611,
Melbourne VIC 3001

Club shop: 242 Lennox St, Richmond
telephone: 1300 783 014

Key personnel

Chairman: Geoff Lord

CEO: Geoff Miles

Football Operations Manager: Gary Cole

Head Coach: Ernie Merrick

Assistant Coach: Aaron Healey

Goalkeeper Coach: Steve Mautone

Media

Media manager: Tony Ising

telephone: 0418 575 925

email: tising@mvfc.com.au

Match day media contact: Tony Ising

Alternate match day media contact:
Damien Souness 0403 511 924

Media box location: Top Level, Western Stand

Photographer's room location:

Lower Level, Riverside Corporate Marquee

Radio booths location: Top Level, Western Stand

Nearest car parking: Car Park E, Swan Street

HYUNDAI A-LEAGUE 2005-06 SEASON REVIEW

Round	Date	Opponent (home/away)	Result	Score	(h/t)	Pos.	Scorers	Crowd
1	28-Aug	Sydney FC (A)	D	1-1	(0-1)	=4th	Thompson 73'	25,208
2	04-Sep	Perth Glory (H)	D	2-2	(1-1)	5th	Kitzbichler 11', Muscat 85'pen	17,960
3	09-Sep	Adelaide United (A)	L	0-1	(0-1)	8th		8,785
4	18-Sep	Queensland Roar (A)	D	1-1	(0-0)	7th	Allsopp 88'	15,444
5	25-Sep	Newcastle Jets (H)	W	1-0	(0-0)	6th	Thompson 68'	13,831
6	30-Sep	Central Coast Mariners (A)	W	2-1	(0-1)	3rd	Thompson 73', Leijer 80'	9,313
7	10-Oct	New Zealand Knights (H)	W	3-0	(1-0)	3rd	Kitzbichler 23', Muscat 62', Diaco 64'	11,010
8	16-Oct	Sydney FC (H)	W	5-0	(1-0)	1st	Kitzbichler 34', Muscat 53'p, 78'p, Thompson 57', 69'	18,206
9	23-Oct	Perth Glory (A)	L	1-2	(1-1)	3rd	Thompson 39'	12,312
10	28-Oct	Adelaide United (H)	L	0-1	(0-0)	3rd		16,201
11	04-Nov	Queensland Roar (H)	L	0-1	(0-1)	6th		13,239
12	11-Nov	Newcastle Jets (H)	D	0-0	(0-0)	5th		12,407
13	18-Nov	Central Coast Mariners (H)	L	0-2	(0-1)	6th		13,892
14	26-Nov	New Zealand Knights (A)	W	3-2	(2-2)	5th	Muscat 28'pen, Kitzbichler 43', 73'	1,922
15	03-Dec	Sydney FC (A)	L	1-2	(0-1)	6th	Allsopp 88'	17,272
16	29-Dec	Perth Glory (H)	D	2-2	(2-1)	6th	Thompson 23', Allsopp 45'	14,754
17	05-Jan	Adelaide United (A)	L	0-1	(0-1)	7th		13,427
18	15-Jan	Queensland Roar (A)	W	1-0	(0-0)	5th	Thompson 56'	12,710
19	22-Jan	Newcastle Jets (A)	L	0-1	(0-1)	7th		9,073
20	27-Jan	Central Coast Mariners (A)	L	1-3	(1-1)	7th	Ferrante 13'	11,945
21	04-Feb	New Zealand Knights (H)	W	2-1	(2-0)	7th	Byrnes 2', Muscat 21'pen	10,078

**Melbourne Victory
Hyundai A-League
2005-06 season stats**

Played	21
Won	7
Drew	5
Lost	9
Goals for	26
	<i>1.2 per game</i>
Goals against	24
	<i>1.1 per game</i>

Goal scorers Archie Thompson 8, Kevin Muscat 6, Richard Kitzbichler 5, Daniel Allsopp 3, Mark Byrnes 1, Ricky Diaco 1, Michael Ferrante 1, Adrian Leijer 1

Goalkeepers Eugene Galekovic 11 games (4 clean sheets)
Michael Theoklitos 10 games (1 clean sheet)

HYUNDAI A-LEAGUE 2005-06 SEASON LINE-UPS & PLAYER STATISTICS

Sydney (D1-1)	●		●	○	●	●		●		●	●		●	●		○			○	●
Perth (D2-2)	●	●	●	○	●	●	○	○		○	●		●	●		○				●
Adelaide (L0-1)			●	●	●		●	●	○	●	●		●	●	○	○			●	●
Queensland (D1-1)	○		●		●		●	●	○	●	●	○	●	○				●	●	●
Newcastle (W1-0)	●		●	○	●	●	○	○	○	●	●			●	●				○	●
Central Coast (W2-1)	●		●		●	●	○	○	○	●	●			●	●	○			○	●
New Zealand (W3-0)	●	○	●	○	●	●	○	○	○	○	●			●	●					●
Sydney (W5-0)	●	●	●	○	●	●	○	○	○	○	●			●					○	○
Perth (L1-2)	●	●	●	○	●	●	○	○		○	○		○			○			○	○
Adelaide (L0-1)	●	●	●		○	●	●	○		○	○		○	○					○	○
Queensland (L0-1)	●	●	●		○	●	●	○		○	○		○	○					○	○
Newcastle (D0-0)	●	●		○	●	●	○	○		○	○		○	○					○	○
Central Coast (L0-2)	●	●		○	●	●	○	○		○	○		○	○					○	○
New Zealand (W3-2)	●			○	●		○	○	○	○	○		○	○				●	○	○
Sydney (L1-2)	○	○			●		○	○		○	○		○	○				●	○	○
Perth (D2-2)	○		●		●		○	○		○	○		○	○		○		○	○	○
Adelaide (L0-1)	●		●		●		○	○		○	○		○	○		○	○	○	○	○
Queensland (W1-0)	●		●		●		○	○		○	○		○	○		○	○	○	○	○
Newcastle (L0-1)	●		●	○	●			○	○	○	○		○	○		○	○	○	○	○
Central Coast (L1-3)	●		●	○	○		○	○		○	○		○	○		○	○	○	○	○
New Zealand (W2-1)	●	○		○	●			○	○	○	○		○	○		○	○	○	○	○

●=starting appearance
○=substitute appearance
#=goals scored

	Daniel ALLSOPP	Mark BYRNES	Geoffrey CLAEYS	Ricky DIACO	Michael FANTE	Eugene GALEKOVIC (GK)	Richard KITZBICHLER	Adrian LEIJER	Vince LIA	Kevin MUSCAT	Steve PANTELIDIS	Daniel PIORKOWSKI	Carl RECCHIA	Kristian SARKIES	Simon STOREY	Chris TADROSSE	Ramazan TAVSANCIOGLU	Michael THEOKLITOS (GK)	Archie THOMPSON	Andrew VLAHOS
Appearances	20	10	16	13	21	11	18	20	17	17	20	11	12	18	10	8	4	10	15	18
<i>Starting appearances</i>	20	8	16	2	19	11	16	19	4	17	20	10	10	14	7	-	2	10	14	12
Goals	3	1	-	1	1	-	5	1	-	6	-	-	-	-	-	-	-	-	8	-
Goal attempts - total	77	9	5	17	39	-	28	6	13	14	8	1	4	31	3	-	-	-	46	18
<i>Goal attempts - on target</i>	43	5	-	8	19	-	17	2	6	11	3	-	2	20	3	-	-	-	25	8
From inside/outside box	32/11	1/4	-	5/3	6/13	-	12/5	2/-	3/3	4/7	1/2	-	1/1	3/17	-/3	-	-	-	20/5	5/3
Goal assists	3	-	-	1	1	-	2	-	1	-	-	-	1	5	-	-	-	-	2	-
Passes - attempted	425	184	477	101	814	65	350	395	154	697	794	306	307	522	228	55	43	61	284	416
<i>Passes - completed</i>	284	138	365	82	663	19	283	324	114	560	662	257	252	421	189	44	35	37	230	359
Crosses	24	4	8	4	27	-	55	-	16	40	3	3	21	57	11	5	2	-	22	50
Tackles - attempted	31	47	79	9	59	-	34	63	17	112	111	47	41	47	23	8	12	1	12	23
<i>Tackles - completed</i>	16	31	61	5	34	-	21	47	10	78	80	42	30	24	17	4	6	1	6	15
Fouls conceded	22	10	25	17	25	2	14	26	11	28	47	12	19	14	8	6	2	-	13	14
<i>Fouls won</i>	31	9	15	12	29	1	24	29	12	33	42	16	8	11	6	5	1	8	35	25
Off-sides conceded	21	-	-	6	2	-	10	-	3	1	-	-	-	4	-	-	-	-	14	11
Yellow cards	1	1	4	1	3	2	-	4	2	4	5	1	-	1	2	1	-	1	2	2
Red cards	-	-	1	-	-	-	-	-	-	1	-	-	-	-	-	-	-	-	-	-

Coach: Ernie Merrick 21 matches (W7-D5-L6)



ALESSANDRO

defender

born 10-Aug-82


height 177cm

weight 67kg

Born: Brazil. **Nationality:** Brazilian. **Senior career:** ADAP-PR Parana (Brazil), America-MG (Brazil), Angra dos Reis (Brazil), Internacional (Brazil), Novo Hamburgo (Brazil).

Recruited by Melbourne Victory in July 2006 - the third Brazilian signed by Melbourne for the Hyundai A-League 2006-07 season.

Full name: Alessandro Viana Da Silva



Daniel ALLSOPP

striker

born 10-Aug-78

height 185cm

weight 90kg

Born: Melbourne. **Junior clubs:** Monbulk, Knox City. **Senior career:** 1995 Croydon (Vic), 1995–1997 South Melbourne (Australia), 1997–1998 Carlton (Australia), 1998–1999, 2000 Manchester City (England), 1999 Notts County (England), 2000 Wrexham (England), 2000 Bristol Rovers (England), 2000–2003 Notts County (England), 2003–2005 Hull City (England), 2005–2006 Melbourne Victory (A-League). **Hyundai A-League statistics:** Melbourne Victory 20 apps (3 gls). **Other national league statistics:** South Melbourne 20 apps (2 gls), Carlton 16 apps (3 gls), Manchester City 29 apps (4 gls), Notts County 108 apps (43 gls), Hull City 64 apps (22 gls). **Representative honours:** Australian under 23, under 20, under 17. **Career highlights:** U-17 world cup (Ecuador) 1995 – tournament top scorer (five goals)... U-20 world cup (Malaysia) 1997.



Grant BREBNER

midfielder


born 06-Dec-77

height 181cm

weight 81kg

Born: Edinburgh, Scotland. **Nationality:** Scottish. **Junior club:** Hutchinson Vale (Edinburgh). **Senior career:** 1994–1998 Manchester United (England), 1998 Cambridge United (England), 1998 Hibernian (Scotland), 1998–1999 Reading (England), 1999–2000 Hibernian (Scotland), 2000 Stockport County (England), 2001–2004 Hibernian (Scotland), 2004–2006 Dundee United (Scotland). **National league statistics:** Cambridge United 6 apps (1 gl), Hibernian 132 apps (7 gls), Reading 39 apps (9 gls), Stockport County 6 apps, Dundee United 60 apps (5 gls).

Representative honours: Scotland under-21. **Career highlights:** Scottish FA Cup final appearance for Dundee in 2005 (L0-1 v Celtic).



Mark BYRNES

defender

born 08-Feb-82

height 184cm

weight 80kg

Born: Sydney. **Junior clubs:** St George, Parramatta Eagles, Sydney Olympic. **Senior career:** 1999–2000 Parramatta Power (Australia), 2000–2001 Salzburg (Austria), 2001–2002 Vicenza (Italy), 2002–2003 Sydney Olympic (Australia), 2003–2004 Perth Glory (Australia), 2004 Hameenlinna (Finland), 2005–2006 Melbourne Victory (A-League). **Hyundai A-League statistics:** Melbourne Victory 10 apps (1 gl). **Other national league statistics:** Parramatta 22 apps (2 gls), Salzburg 7 apps, Sydney Olympic 8 apps, Perth Glory 44 apps (2 gls), Hameenlinna 26 apps (2 gls). **Representative honours:** Australian under 23, under 20, under 17. **Career highlights:** played in the final of the 1999 U-17 world cup v Brazil (drew 0-0, lost on penalties)... U-20 world cup (Argentina) 2001... NSL grand final winner 2002-03, 2003-04.



Adrian CACERES

midfielder

born **10-Jan-82**

height **178cm**

weight **84kg**

Born: Buenos Aires, Argentina. **Junior club:** Perth SC. **Senior career:** 1999–2000 Perth SC (WA), 2000–2002 Southampton (England), 2001–2002 Brentford (England), 2002 Hull City (England), 2002–2004 Perth Glory (Australia), 2004–2005 Yeovil Town (England), 2005 Aldershot (England), 2005 Wycombe Wanderers (England), 2005–2006 Perth Glory (A-League). **Hyundai A-League statistics:** Perth Glory 18 apps (1 gl). **Other national league statistics:** Brentford 5 apps, Hull City 4 apps, Perth Glory 43 apps (8 gls), Yeovil Town 21 apps (3 gls), Wycombe Wanderers 3 apps. **Career highlights:** NSL finalist 2002-03... NSL grand final winner 2003-04.



Geoffrey CLAEYS

defender

born **05-Oct-74**

height **185cm**

weight **80kg**

Born: Brugge, Belgium. **Nationality:** Belgian. **Junior club:** Cercle Brugge. **Senior career:** 1992–1996 Cercle Brugge (Belgium), 1996–1998 Feyenoord (Netherlands), 1998–1999 Anderlecht (Belgium), 1999–2000 Aalst (Belgium), 2000–2001 Lierse (Belgium), 2001–2005 Excelsior Mouscron (Belgium), 2005–2006 Melbourne Victory (A-League). **Hyundai A-League statistics:** Melbourne Victory 16 apps. **Other national league statistics:** Cercle Brugge 77 apps (6 gls), Feyenoord 45 apps, Anderlecht 14 apps, Aalst 27 apps (1 gl), Lierse 25 apps (3 gls), Excelsior 76 apps (6 gls). **Representative honours:** Belgium senior team (3 A matches, 1 goal), youth. **Career highlights:** three full international appearances for Belgium 1996-1997, including a goal in a 2-2 draw with Italy... Belgium cup final appearances in 1996 (Cercle Brugge) and 2002 (Excelsior Mouscron).



CLAUDINHO

striker

born **07-May-82**

height **181cm**

weight **71kg**

Born: Brazil. **Nationality:** Brazilian. **Junior club:** Vila Nova-GO. **Senior career:** 1998–2001 Strasbourg (France), 2001–2005 Atletico Paranaense (Brazil).

Although an Atletico Paranaense (Brazilian top division) player for five years, he has been loaned to several clubs... signed up by Melbourne Victory following a scouting mission to Brazil by Ernie Merrick in April 2006

Full name: Claudio Andre Santos Assis



Michael FERRANTE


midfielder

born **28-Apr-81**

height **172cm**

weight **73kg**

Born: Melbourne. **Junior club:** Fawkner. **Senior career:** 1997–1998 Australian Institute of Sport, 1999–2002 West Ham United (England), 2002–2004 Benevento (Italy), 2005–2006 Melbourne Victory (A-League). **Hyundai A-League statistics:** Melbourne Victory 21 apps (1 gl). **Representative honours:** Australian under 20, under 17. **Career highlights:** won a 1998-99 FA Under-19 championship medal with West Ham in his first season in England... played all 180 minutes of West Ham's 1998-99 FA Youth Cup final victory (9-0 on aggregate) over Coventry City. *A regular Young Socceroo in the lead-up to the 2001 U-20 world cup, but withdrew from the squad just prior to the tournament... an ever-present in Melbourne Victory's first season.*



FRED

striker

born 18-Aug-79

height 173cm

weight 66kg

Born: Brazil. **Nationality:** Brazilian. **Senior career:** America-MG (Brazil), Sport Club do Recife (Brazil), 2005–2006 Guarani Minas Gerais (Brazil).

Spent around 10 years at America from his home Brazilian state of Minas Gerais, where he played alongside Gilberto Silva (Arsenal) from 2000 to 2002... more recently played for Minas Gerais State Championship first division side Guarani.

Full name: Helbert Frederico Carreiro da Silva



Eugene GALEKOVIC

goalkeeper

born 12-Jun-81


height 186cm

weight 91kg

Born: Melbourne. **Junior clubs:** Chelsea, Dingley, Bulleen. **Senior career:** 1999–2000 Melbourne Knights (Australia), 2000–2001 Morwell Falcons (Australia), 2001–2002 South Melbourne (Australia), 2002–2004 South Melbourne (Australia), 2005–2006 Melbourne Victory (A-League). **Hyundai A-League statistics:** Melbourne Victory 11 apps. **Other national league statistics:** Morwell Falcons 11 apps, South Melbourne 37 apps.

Representative honours: Australian under 23. **Career highlights:** played in all four of Australia's matches at the 2004 Athens Olympics, including the 1-0 quarter-final loss to Iraq.

A Victorian Institute of Sport product... after receiving a sudden call-up to the national Under-23 team in early 2001 he went on to become the squad's first choice goalkeeper.



Adrian LEIJER

defender


born 25-Mar-86

height 186cm

weight 80kg

Born: Dubbo. **Junior clubs:** Dubbo, Geelong. **Senior career:** 2003–2004 Melbourne Knights (Australia), 2005–2006 Melbourne Victory (A-League). **Hyundai A-League statistics:** Melbourne Victory 20 apps (1 gl). **Other national league statistics:** Melbourne Knights 20 apps. **Representative honours:** Australian under 23, under 20, under 17. **Career highlights:** captained Victoria Country at the National Talent Identification Championships in 2001 (U-15) and 2002 (U-16)... U-17 World Cup (Finland) 2003... a regular national team player in the lead-up to the 2005 U-20 world cup and selected in the final squad... awarded both the Clubman of the Year and the Players' Player of the Year for Melbourne Victory in 2005-06.

Invited to join Australia's pre-world cup camp in May 2006, and selected in training camp for August 2006 Kuwait match.



Vince LIA

striker

born 18-Mar-85

height 177cm

weight 73kg

Born: Shepparton. **Junior clubs:** Tatura (Victoria), South Melbourne. **Senior career:** 2001–2004 South Melbourne (Australia), 2005 Fawkner-Whittlesea (Vic), 2005–2006 Melbourne Victory (A-League). **Hyundai A-League statistics:** Melbourne Victory 17 apps. **Other national league statistics:** South Melbourne 51 apps. **Representative honours:** Australian under 23, under 20, under 17. **Career highlights:** made his national league debut in December 2001 aged just 16 years... U-20 world cup 2003 (UAE) and 2005 (Netherlands) – captained the Qantas Young Socceroos at the 2005 U-20 world cup

One of a select few players to represent Australia at two U-20 world cups... toured Vietnam with the national Under-23 team in April 2006



Kevin MUSCAT

midfielder

born **07-Aug-73**
height **180cm**
weight **76kg**

Born: Crawley, England. **Junior club:** Sunshine. **Senior career:** 1989–1990 Sunshine (Australia), 1990–1991 AIS, 1991–1992 Heidelberg (Australia), 1992–1996 South Melbourne (Australia), 1996–1998 Crystal Palace (England), 1998–2002 Wolverhampton (England), 2002–2003 Rangers (Scotland), 2003–2005 Millwall (England), 2005–2006 Melbourne Victory (A-League). **Hyundai A-League statistics:** Melbourne Victory 17 apps (6 gls). **Other national league statistics:** Sunshine 9 apps, Heidelberg 18 apps, South Melbourne 73 apps (6 gls), Crystal Palace 53 apps (2 gls), Wolverhampton 180 apps (14 gls), Rangers 23 apps, Millwall 53 apps. **Representative honours:** Australian senior team 1993–2005 (51 matches, 10 goals), U-23, U-20. **Career highlights:** U-20 world cup (Portugal) 1991 and (Australia) 1993 (captain)... NSL U-21 Player of the Year 1991-92... Olympic Games (Atlanta) 1996 (captain)... recalled to the Qantas Socceroos in August 2006 and captained the side in the Asian Cup qualifying match v Kuwait.



Steve PANTELIDIS

defender

born **17-Aug-83**
height **182cm**
weight **83kg**

Born: Australia. **Junior club:** Kingston City. **Senior career:** 2000 Australian Institute of Sport, 2001–2002 Altona East (Vic), 2003–2004 Melbourne Knights (Australia), 2004 Oakleigh (Vic), 2005 Heidelberg (Vic), 2005–2006 Melbourne Victory (A-League). **Hyundai A-League statistics:** Melbourne Victory 20 apps. **Other national league statistics:** Melbourne Knights 13 apps. **Representative honours:** Australian under 20. **Career highlights:** played several games for the Australian Under-20 team in the lead-up to the 2003 U-20 world cup and selected in Australia's 2003 U-20 world cup (UAE) final squad.

A Victorian Institute of Sport product... missed just one match for Victory in 2005-06 due to suspension, had his initial one-year Melbourne Victory contract extended in April 2006



Daniel PIORKOWSKI

defender

born **12-Jan-84**
height **187cm**
weight **81kg**

Born: Australia. **Senior career:** 2001–2004 Melbourne Knights (Australia), 2005 Melbourne Knights (Vic), 2005–2006 Melbourne Victory (A-League). **Hyundai A-League statistics:** Melbourne Victory 11 apps. **Other national league statistics:** Melbourne Knights 23 apps. **Representative honours:** Australian under 20. **Career highlights:** made his national league debut in October 2001 aged 17.

A regular Under-20 player in the lead-up to the 2003 U-20 world cup (including world cup qualifying matches) until a knee injury suffered in a pre-tournament friendly forced him out... had his Melbourne Victory contract extended by two years in April 2006




Kristian SARKIES

midfielder

born **25-Oct-86**
height **177cm**
weight **78kg**

Born: Melbourne. **Junior clubs:** Dingley, Moorabbin. **Senior career:** 2003–2004 South Melbourne (Australia), 2005–2006 Melbourne Victory (A-League). **Hyundai A-League statistics:** Melbourne Victory 18 apps. **Other national league statistics:** South Melbourne 17 apps (1 gl). **Representative honours:** Australian senior team (2 matches), under 23, under 20, under 17. **Career highlights:** Victorian Junior player of the year 2003... made his national league debut in October 2003 aged just 16... U-17 world cup (Finland) 2003... U-20 world cup (Netherlands) 2005 – played in all three of Australia's matches.

Called up to the Qantas Socceroos squad in May 2006 – played against Kloetingen and Liechtenstein, matches played as part of Australia's pre-world cup camp... also in squad v Kuwait Aug 2006



Simon STOREY

defender


born **05-Jun-82**

height **179cm**

weight **70kg**

Born: Melbourne. **Senior career:** 1999 Springvale City (Vic), 2001–2003 Green Gully (Vic), 2003–2004 South Melbourne (Australia), 2005 Altona Gate (Vic), 2005–2006 Melbourne Victory (A-League). **Hyundai A-League statistics:** Melbourne Victory 10 apps. **Other national league statistics:** South Melbourne 19 apps. **Representative honours:** Australian under 17. **Career highlights:** Victorian Under 21 Player of the Year 2003... won the 2003 Jimmy Rooney medal for player of the match in Green Gully's 1-0 Victorian Premier League grand final victory over Frankston.

A Victorian Institute of Sport product... an experienced player in midfield and defensive positions.



Michael THEOKLITOS

goalkeeper

born **11-Feb-81**

height **186cm**

weight **93kg**

Born: Melbourne. **Senior career:** 1998–2001 Bulleen (Vic), 2001–2002 Football Kingz (Australia), 2002–2003 Blackpool (England), 2003–2004 South Melbourne (Australia), 2004–2005 Bulleen (Vic), 2005–2006 Melbourne Victory (A-League).

Hyundai A-League statistics: Melbourne Victory 10 apps.

Other national league statistics: Football Kingz 20 apps, Blackpool 2 apps, South Melbourne 5 apps. **Career highlights:** Victorian Under 21 Player of the Year 2001... won a Victorian championship medal with Bulleen in 2004 after saving three spot-kicks in the grand final (0-0) penalty shoot-out against Altona.

Made two English third division appearances in late 2002, against Notts County (D1-1) and Mansfield Town (L0-4); and one FA Cup appearance against Torquay United (W4-1).



Archie THOMPSON

striker

born **23-Oct-78**

height **174cm**

weight **70kg**

Born: Otorohanga, New Zealand. **Junior clubs:** Twin City Wanderers (Albury), Lithgow Rangers. **Senior career:** 1995–1996 Bathurst (NSW), 1996–1999 Morwell Falcons (Australia), 1999–2000 Carlton (Australia), 2001 Marconi Stallions (Australia), 2001–2005 Lierse (Belgium), 2005–2006 Melbourne Victory (A-League), 2006 PSV Eindhoven (Netherlands). **Hyundai A-League statistics:** Melbourne Victory 15 apps (8 gls). **Other national league statistics:** Morwell Falcons 44 apps (10 gls), Carlton 53 apps (23 gls), Marconi Stallions 13 apps (6 gls), Lierse 90 apps (28 gls), PSV Eindhoven 2 apps. **Representative honours:** Australian senior team 2001–2006 (22 matches, 21 goals), under 23. **Career highlights:** scored 13 goals in a world cup qualifying match against American Samoa (W31-0) in April 2001 - a world record for most goals in a senior international match... Hyundai A-League 2005-06 top scorer... Australian 2006 world cup squad



Rodrigo VARGAS

defender

born **20-Oct-78**

height **181cm**

weight **82kg**

Born: Melbourne. **Senior career:** 1996 Springvale City (Vic), 1997–1999 Port Melbourne (Vic), 1999–2004 Melbourne Knights (Australia), 2004–2006 Green Gully (Vic).

National league statistics: Melbourne Knights 127 apps (3 gls).

Career highlights: Victorian Under 21 Player of the year 1999... NSL finalist 2000-01, 2001-02... Victorian Grand Final winner with Green Gully in 2005 (W2-0 v Heidelberg)... Victorian Media Panels Player of the year 2005

Missed just two matches (both due to suspension) in four NSL seasons at Melbourne Knights from 2000-01 to 2003-04... signed up by Melbourne Victory after consistently impressive performances for Green Gully in the Victorian Premier League and successful trials for the Victory in mid-2006.

SQUAD LIST

No.	Player	Main position	Date of birth	Age*	Height	Weight	Last major club
1	Michael THEOKLITOS	Goalkeeper	11-02-81	25	186	93	South Melbourne (Australia)
2	Kevin MUSCAT	Defender	07-08-73	33	180	76	Millwall (England)
3	Daniel PIORKOWSKI	Defender	12-01-84	22	187	81	Melbourne Knights (Australia)
4	Mark BYRNES	Defender	08-02-82	24	184	80	Perth Glory (Australia)
5	Geoffrey CLAEYS (BEL)	Defender	05-10-74	31	185	80	Excelsior Mouscron (Belgium)
6	Steve PANTELIDIS	Midfielder	17-08-83	23	182	83	Melbourne Knights (Australia)
7	Michael FERRANTE	Midfielder	28-04-81	25	172	73	Benevento (Italy)
8	FRED (BRA)	Striker	18-08-79	27	173	66	Guarani Minas Gerais (Brazil)
9	Daniel ALLSOPP	Striker	10-08-78	28	185	90	Hull City (England)
10	Archie THOMPSON	Striker	23-10-78	27	174	70	PSV Eindhoven (Netherlands)
11	Vince LIA	Striker	18-03-85	21	177	73	South Melbourne (Australia)
12	Roddy VARGAS	Defender	20-10-78	27	181	82	Green Gully (Vic)
13	Kristian SARKIES	Midfielder	25-10-86	19	177	78	South Melbourne (Australia)
14	Adrian CACERES	Striker	10-01-82	24	178	84	Perth Glory (Australia)
15	Adrian LEIJER	Defender	25-03-86	20	186	80	Melbourne Knights (Australia)
16	Simon STOREY	Defender	05-06-82	24	179	70	South Melbourne (Australia)
17	Grant BREBNER (SCO)	Midfielder	06-12-77	28	181	81	Dundee United (Scotland)
18	ALESSANDRO (BRA)	Defender	10-08-82	24	177	67	Novo Hamburgo (Brazil)
19	CLAUDINHO (BRA)	Striker	07-05-82	24	181	71	Bragantino (Brazil)
20	Eugene GALEKOVIC	Goalkeeper	12-06-81	25	186	91	South Melbourne (Australia)

*Age (& all other player profile statistics) as at 25-Aug-06. Height in cm. Weight in kg.

COACHES



ERNIE MERRICK

head coach

coaching experience:

Doveton (Vic) assistant 1979–1984
 Frankston Pines (Vic) assistant 1986
 Preston (Australia) 1987–1988
 Sunshine (Australia) 1989–1991
 Victorian Institute of Sport 1992–2004
 Melbourne Victory 2004–

- Born 15 January 1953 in Scotland
- Played at Sheelston (juniors) and Clyde (briefly)
- Moved to Australia in 1975
- Played in the Victorian state league, with Frankston City and Doveton from 1975 to 1984
- Won the Victorian coach of the year award in his first year as head coach 1987
- UEFA Professional Licence Diploma
- ACC High Performance Coach
- Head coach of the VIS program for several years; developed players such as Vince Grella and Simon Colosimo, and several Victory players



AARON HEALEY

assistant coach

coaching experience:

Victorian Institute of Sport
 (assistant) 1997–2004
 Melbourne Victory (assistant) 2004–

- Born 24 November 1974, Australia
- Represented Australia at the 1991 U-17 World Championship in Italy, including a quarter-final match against Argentina – scored in a 2-0 first round win over Congo
- Played for several years in the Victorian state league, including stints at Doveton, Knox, Doncaster, Bentleigh and Frankston Pines
- Assistant coach to Ernie Merrick at the Victorian Institute of Sport for eight years

2006 PRE-SEASON CUP

Group A	Date	Opponent	Venue	Score	Scorers
Round 1	15-07-06	Adelaide United	Aurora Stadium, Launceston	L0-1	
Round 2	21-07-06	Perth Glory	Dorrien Gardens, Perth	D1-1	Allsopp 51'
Round 3	28-07-06	Central Coast Mariners	Olympic Park	L1-3	Thompson 4'
Bonus Round	04-08-06	Newcastle Jets	Scully Park Oval	W3-2	Thompson 4', Muscat 62'pen, Allsopp 84'
<i>Melbourne Victory finished third in group and qualified for 5th–8th place play-offs</i>					
Playoffs	10-08-06	Queensland Roar	Epping Stadium, Melbourne	D0-0 AET, won 4-2 on penalties	
Finals	18-08-06	Perth Glory	Olympic Park	W1-0	Allsopp 84'

Melbourne Victory finished in 5th position

HYUNDAI A-LEAGUE 2006-07 FIXTURES

	Date	Time	Opponent	Venue	Score
1	Fri 25-08-06	8:00pm	Adelaide United	Olympic Park
2	Sat 02-09-06	7:00pm	Sydney FC	Telstra Dome
3	Sun 10-09-06	10:30am	New Zealand Knights	North Harbour Stadium
4	Sun 17-09-06	5:00pm	Central Coast Mariners	Olympic Park
5	Sun 24-09-06	5:00pm	Perth Glory	Members Equity Stadium
6	Sun 01-10-06	5:00pm	Queensland Roar	Olympic Park
7	Sun 08-10-06	5:00pm	Newcastle Jets	EnergyAustralia Stadium
8	Sun 15-10-06	5:00pm	Adelaide United	Olympic Park
9	Sat 21-10-06	7:00pm	Sydney FC	Aussie Stadium
10	Fri 27-10-06	5:00pm	New Zealand Knights	North Harbour Stadium
11	Fri 03-11-06	8:00pm	Central Coast Mariners	Olympic Park
12	Thu 09-11-06	8:00pm	Perth Glory	Olympic Park
13	Fri 17-11-06	8:00pm	Queensland Roar	Suncorp Stadium
14	Sun 26-11-06	5:00pm	Newcastle Jets	Olympic Park
15	Fri 01-12-06	8:00pm	Adelaide United	Hindmarsh Stadium
16	Fri 08-12-06	8:00pm	Sydney FC	Olympic Park
17	Sun 17-12-06	7:00pm	New Zealand Knights	Olympic Park
18	Sun 31-12-06	6:00pm	Central Coast Mariners	Bluetongue Central Coast Stadium
19	Sun 07-01-07	9:00pm	Perth Glory	Members Equity Stadium
20	Fri 12-01-07	8:00pm	Queensland Roar	Olympic Park
21	Fri 19-01-07	8:00pm	Newcastle Jets	EnergyAustralia Stadium

Melbourne times shown for all matches. Time/date/venue subject to change.



NEW ZEALAND KNIGHTS



NEW ZEALAND
KNIGHTS
FOOTBALL CLUB

Home ground

NORTH HARBOUR STADIUM

Address: Oteha Valley Road, Albany

Telephone: +64 9 414 0151

Website: www.stadium.co.nz

Capacity: 24,000

Transport

Bus: enquiries +64 9 366 6400 or www.maxx.co.nz

Taxi: by order only

taxi enquiries +64 9 309 2000

Ticketing

Agency name: Ticketmaster

Sales platforms: Ticketmaster - internet, phone bookings and at the gate on match day

Agency contact details: call 0800 11199 or visit www.ticketmaster.co.nz

Radio

Radio Sport New Zealand 1332AM Auckland Radio

Media

Media manager: Andrew Dewhurst

telephone: +64 21 535 501

email: andrew@knightsfc.com

Match day media contact: Kelly Duxfield

telephone: +64 21 420 166

Media box location: Ground Level, centre rear of main grandstand

Photographer's room location: Ground Level, next to first aid room near Gate A

Radio booths location: Ground Level, centre rear of main grandstand

Nearest car parking: Gate B, Stadium Drive

Club colours

	<i>home</i>	<i>away</i>
Shirt:	black with grey	white, black trim
Shorts:	black	black, white trim
Socks:	black	white

Club contact details

Telephone: +64 9 414 3671

Fax: +64 9 414 3680

Email: team@knightsfc.com

Website: www.knightsfc.com

Office address: Unit A, 17 Piermark Drive, Albany, 1330, Auckland, New Zealand

Postal address: PO Box 301-043, Albany, Auckland, New Zealand

Key personnel

Chairman: Anthony Lee

Chief Executive Officer: Bob Patterson

Operations Manager: Mike Corbett

Football Manager: Paul Nevin

Youth Development: Tony Jasper

HYUNDAI A-LEAGUE 2005-06 SEASON REVIEW

Round	Date	Opponent (home/away)	Result	Score	(h/t)	Pos.	Scorers	Crowd
1	28-Aug	Queensland Roar (A)	L	0-2	(0-0)	8th		20,725
2	02-Sep	Sydney FC (H)	L	1-3	(0-1)	8th	Rose 69'	9,827
3	10-Sep	Central Coast Mariners (A)	W	2-0	(0-0)	7th	Yeo 70', Devine 80'	5,261
4	18-Sep	Newcastle Jets (A)	L	0-4	(0-3)	8th		7,495
5	22-Sep	Perth Glory (H)	L	0-1	(0-0)	8th		4,138
6	02-Oct	Adelaide United (H)	L	1-2	(1-1)	8th	Yeo 44'	3,558
7	10-Oct	Melbourne Victory (A)	L	0-3	(0-1)	8th		11,010
8	16-Oct	Queensland Roar (H)	L	0-2	(0-1)	8th		4,182
9	21-Oct	Sydney FC (A)	L	0-2	(0-2)	8th		11,836
10	29-Oct	Central Coast Mariners (H)	L	1-3	(1-1)	8th	Yeo 7'pen	2,583
11	04-Nov	Newcastle Jets (H)	L	2-4	(0-3)	8th	Brockie 71', 76'	2,561
12	11-Nov	Perth Glory (A)	L	0-3	(0-2)	8th		9,667
13	20-Nov	Adelaide United (A)	L	0-1	(0-1)	8th		9,676
14	26-Nov	Melbourne Victory (H)	L	2-3	(2-2)	8th	Christie 30', Devine 40'pen	1,922
15	01-Dec	Queensland Roar (A)	D	1-1	(1-1)	8th	Yeo 44'	8,607
16	30-Dec	Sydney FC (H)	D	2-2	(1-2)	8th	Devine 2', Brockie 86'	4,212
17	08-Jan	Central Coast Mariners (A)	L	0-1	(0-0)	8th		7,257
18	13-Jan	Newcastle Jets (A)	L	0-3	(0-1)	8th		6,862
19	19-Jan	Perth Glory (H)	L	1-4	(1-3)	8th	Emblen 7'	3,024
20	28-Jan	Adelaide United (H)	D	1-1	(0-1)	8th	Christie 71'	3,079
21	04-Feb	Melbourne Victory (A)	L	1-2	(0-2)	8th	Brockie 93'+	10,078

New Zealand Knights Hyundai A-League 2005-06 season stats

Played	21
Won	1
Drew	3
Lost	17
Goals for	15
	0.7 per game
Goals against	47
	2.2 per game

Goal scorers Jeremy Brockie 4, Simon Yeo 4, Sean Devine 3, Jeremy Christie 1, Neil Emblen 1, Joshua Rose 1, Xiaobin Zhang 1

Goalkeepers Danny Milosevic 14 games (1 clean sheet)
Glen Moss 9 games (0 clean sheets)

HYUNDAI A-LEAGUE 2005-06 SEASON LINE-UPS & PLAYER STATISTICS

Queensland (L0-2)	●			●	○	●	●	●	○	●				●	●		●	●					○	
Sydney (L1-3)	●			●	○	●	●	●	●	●	○			●	●		○	●	●				○	○
Central Coast (W2-0)	●			●	●		●	○	●	●	○				●		●	●				○	○	
Newcastle (L0-4)	●			●	●		●	○	●	○	●				●		●	●				●	○	
Perth (L0-1)	●			●	●		●	●	●		○	○		●		●	●	●				○	●	
Adelaide (L1-2)	●			●	●		●	●	●		○	○		●		●	●	●				○	○	
Melbourne (L0-3)	●			●	●	○	●	●	●		●	●		○	●		●	○						
Queensland (L0-2)	●			●	●	○	●	○		●				○	●		●	●	●				●	
Sydney (L0-2)	●		○	●	●		●	●		●	○			●	●		○	●	●				○	
Central Coast (L1-3)	●	●			●		●	○		●	●				●	○	●	○	●	●		○	○	
Newcastle (L2-4)	●	●	②		●		●			●	●			○	●		●	○	●	●		○	○	
Perth (L0-3)	●	●	○		●		○			●	●			●	●		○	●	●			○	○	
Adelaide (L0-1)	●	●	●		●		●	●		○	●			○	●		●				●		○	
Melbourne (L2-3)	●	○	●		●	○	●	○			●	○			●		●	○	○	●	●		○	
Queensland (D1-1)	●	○	●		●	●	●	●			●	○			●		●	○	●	○	●	○	○	
Sydney (D2-2)	●	●	○		●	●	○	○			●	●			●	○		●	○		●		○	
Central Coast (L0-1)	●	●	●		●	●	○	●	○					●	●		●	○	○	●	●		○	
Newcastle (L0-3)	●	●	●		●		●			●			○	○		●	○	●	●	●	●		○	
Perth (L1-4)	●	●	●		●	●		○			●			●		○	○	●	○	○	○		○	
Adelaide (D1-1)	●	●	●		●	●		●	●					●			●			○	○		○	
Melbourne (L1-2)	●	○	○		●			●	●				●	○		○	○	○	○	○	○		○	

●=starting appearance
○=substitute appearance
#=goals scored

	Darren BAZELEY	Kris BRIGHT	Jeremy BROCKIE	Ronnie BULL	Zenon CARAVELLA	Jeremy CHRISTIE	Ben COLLETT	Sean DEVINE	Neil EMBLEN	Steven FITZSIMMONS	Danny HAY	Noah HICKEY	Naoki IMAYA	Sam JASPER	Joshua MAGUIRE	Danny MILOSEVIC (GK)	Glen MOSS (GK)	Joshua ROSE	John TAMBOURAS	Cole TINKLER	Frank VAN EIJS	Simon YEO	Xiaobin ZHANG
Appearances	21	12	12	7	21	10	18	17	13	11	9	17	11	2	13	14	9	12	18	11	8	11	12
<i>Starting appearances</i>	21	9	9	7	20	8	15	13	11	8	9	12	6	1	7	14	7	10	15	9	8	10	2
Goals	-	-	4	-	-	1	-	3	1	-	-	-	-	-	-	-	-	1	-	-	-	4	1
Goal attempts - total	9	21	17	-	15	12	7	35	16	12	5	8	7	1	7	-	-	22	2	1	1	29	8
<i>Goal attempts - on target</i>	3	10	10	-	4	4	5	19	7	7	4	4	5	1	2	-	-	12	1	1	-	16	2
From inside/outside box	1/2	7/3	5/5	-	2/2	-/4	1/4	12/7	5/2	3/4	4/-	1/3	-/5	-/1	-/2	-	-	11/1	1/-	1/-	-	10/6	1/1
Goal assists	-	1	-	-	-	-	2	3	1	1	-	1	-	-	-	1	-	-	-	-	-	-	-
Passes - attempted	606	177	228	196	788	266	484	305	373	224	214	237	178	26	238	73	43	180	287	223	157	185	79
<i>Passes - completed</i>	438	119	157	124	672	210	378	234	234	172	159	174	140	20	205	40	27	141	223	166	112	128	56
Crosses	48	5	29	16	24	24	36	35	5	41	-	35	10	3	23	-	-	23	1	2	1	16	4
Tackles - attempted	66	21	38	26	102	62	74	22	37	29	29	45	37	3	30	2	-	27	62	33	22	7	12
<i>Tackles - completed</i>	48	10	26	24	68	37	51	10	26	20	22	26	27	3	26	1	-	20	50	25	11	5	9
Fouls conceded	18	9	19	7	32	21	20	19	12	5	10	31	10	3	13	1	-	10	31	10	18	15	10
<i>Fouls won</i>	12	6	9	7	61	5	14	30	14	16	6	15	8	4	11	3	4	11	14	11	4	11	11
Off-sides conceded	-	6	6	-	5	-	-	26	4	2	-	8	2	-	1	-	-	2	1	-	-	19	1
Yellow cards	3	3	2	2	-	5	-	4	2	-	2	1	-	-	1	-	-	-	4	-	2	-	1
Red cards	-	-	-	-	-	-	-	-	-	-	-	-	-	-	-	-	-	-	-	-	-	1	-

Coach: John Adshad 21 matches (W1-D3-L17)



Darren BAZELEY

defender

born **05-Oct-72**

height **180cm**

weight **78kg**

Born: Northampton, England. **Nationality:** English. **Junior club:** Walsall. **Senior career:** 1989–1999 Watford (England), 1999–2002 Wolverhampton (England), 2002–2005 Walsall (England), 2005–2006 New Zealand Knights (A-League).

Hyundai A-League statistics: New Zealand Knights 21 apps.

Other national league statistics: Watford 240 apps (21 gls), Wolverhampton 70 apps (4 gls), Walsall 89 apps.

Representative honours: England under 21, youth.

Career highlights: made one appearance for the England Under-21 national team against Hungary in 1992 (D2-2)... assisted Walsall to promotion to the English third-highest division in 1995, then promotion to the second-highest division in 1999. *399 league appearances in England... Knights captain 2006-07*



Malik BUARI

midfielder

born **21-Jan-84**

height **181cm**

weight **80kg**

Born: Accra, Ghana. **Nationality:** Ghanaian. **Senior career:** 2003–2005 Fulham (England), 2005–2006 Woking (England).

National league statistics: Fulham 3 apps, Woking 6 apps.

Career highlights: made three appearances in the English Premier League in 2003-04, including debut (v Everton) aged just 19, in September 2003.

Worked for several years with Paul Nevin at Fulham... a serious pelvic injury put him out of action throughout 2004... after coming up through the Fulham ranks, he was released by the club in March 2005.



Che BUNCE

defender

born **29-Aug-75**

height **191cm**

weight **89kg**

Born: Auckland, New Zealand. **Nationality:** New Zealander. **Senior career:** 1992 Waikato United (New Zealand), 1992–1994 Sheffield United (England), 1994–1995 Waikato United (New Zealand), 1996–1997 Napier City (New Zealand), 1997–1998 Breidablik (Iceland), 1999–2001 Football Kingz (Australia), 2002–2003 Drogheda United (Ireland), 2003–2004 Randers (Denmark), 2004–2006 Waikato FC (New Zealand).

National league statistics: Football Kingz 43 apps (2 gls), Randers (2 gls). **Representative honours:** New Zealand senior team 1998–2006 (28 matches, 2 goals), under 23, under 20.

Career highlights: 1999 Confederations Cup – played against Brazil (L0-2).



Matt CARBON

defender

born **08-Jun-75**

height **187cm**


weight **77kg**

Born: Nottingham, England. **Nationality:** English. **Senior career:** 1992–1996 Lincoln City (England), 1996–1998 Derby County (England), 1998–2001 West Bromwich Albion (England), 2001–2003 Walsall (England), 2003 Lincoln City (England), 2004–2006 Barnsley (England). **National league statistics:**

Derby County 20 apps, West Bromwich Albion 113 apps (5 gls), Walsall 55 apps (2 gls), Barnsley 50 apps (1 gl). **Representative**

honours: England under 21, youth. **Career highlights:** assisted Derby County to promotion to the English Premier League in

1996... made 14 appearances in the English Premier League between 1996 and 1998 with Derby... assisted Barnsley to promotion to the English Championship in 2006.



Adam CASEY

striker

born **01-May-86**

height **177cm**

weight **78kg**

Born: Sydney. **Nationality:** Australian. **Junior clubs:** Blue Light (ACT), St Josephs (Townsville), Heatley (Townsville).

Senior career: 2003 Australian Institute of Sport, 2004 O'Connor Knights (ACT), 2004–2005 Belconnen (NSW), 2005–2006 Wollongong Wolves (NSW).

Representative honours: Australian under 23, under 17.

Career highlights: U-17 world cup (Finland) 2003 – played in all three of Australia's matches.

Scored six goals in qualifying matches for the 2003 U-17 world cup... toured Vietnam with the Australian Under-23 national team in April 2006.



Sean DEVINE

striker

born **06-Sep-72**

height **180cm**

weight **82kg**

Born: Lewisham, England. **Nationality:** Irish. **Senior career:** Millwall (England), 1994–1995 Anorthosis Famagusta (Cyprus), 1995–1999 Barnet (England), 1999–2002 Wycombe Wanderers (England), 2003–2005 Exeter City (England), 2005–2006 New Zealand Knights (A-League). **Hyundai A-League statistics:** New Zealand Knights 17 apps (3 gls). **Other national league statistics:** Barnet 126 apps (47 gls), Wycombe 89 apps (41 gls), Exeter 93 apps (39 gls). **Representative honours:** Ireland senior B team (1 match), youth. **Career highlights:** holds the most league goals record at two English clubs, Barnet (47 goals) and Wycombe Wanderers (41)... also holds Wycombe's all-time record for most goals in a season (23 goals, 1999-00)... former captain of Exeter City. *Scored a total of 127 goals in 308 English league games.*



Gregory DURUZ

defender

born **15-Apr-77**

height **178cm**

weight **75kg**

Born: Switzerland. **Nationality:** Swiss. **Senior career:** 1994–2002 Sion (Switzerland), 2002–2004 Basel (Switzerland), 2004–2005 Amiens (France), 2005–2006 Thun (Switzerland). **Other national league statistics:** Sion 100 apps (1 gl), Basel 33 apps, Amiens 15 apps, Thun 22 apps. **Representative honours:** Switzerland under 21, under 17, youth.

Career highlights: won Swiss Championship with Basel in 2002-03, alongside Australian world cup player Scott Chipperfield... several appearances in European Competitions, including the 2002-03 Champions League where Basel missed a quarter-final spot only on goal difference to Juventus.

Represented his native Switzerland at several age groups.



Neil EMBLEMEN

defender

born **19-Jun-71**

height **188cm**

weight **92kg**

Born: Bromley, England. **Nationality:** English. **Senior career:** Sittingborne (England), 1993–1994 Millwall (England), 1994–1997 Wolverhampton (England), 1997–1998 Crystal Palace (England), 1998–2001 Wolverhampton (England), 2001–2003 Norwich City (England), 2003–2005 Walsall (England), 2005–2006 New Zealand Knights (A-League). **Hyundai A-League statistics:** New Zealand Knights 13 apps (1 gl). **Other national league statistics:** Millwall 12 apps, Wolverhampton 202 apps (16 gls), Crystal Palace 13 apps, Norwich City 14 apps, Walsall 80 apps (7 gls).

Made a total of 321 appearances in all English leagues, including 13 Premier League games while at Crystal Palace (1997-98)... missed almost the whole of the 2001-02 season due to injury... a major knee injury ruled him out of action for several weeks in 2005-06... has played in a variety of positions over the years.



Scot GEMMILL

midfielder

born 02-Jan-71

height 176cm

weight 70kg

Born: Paisley, Scotland. **Nationality:** Scottish. **Senior career:** 1989–1999 Nottingham Forest (England), 1999–2004 Everton (England), 2004 Preston North End (England), 2004–2006 Leicester City (England), 2006 Oxford United (England). **National league statistics:** Nottingham Forest 245 apps (21 gls), Everton 97 apps (5 gls), Leicester City 17 apps, Oxford United 1 app. **Representative honours:** Scotland senior team 1995-2003 (26 A matches, 1 goal), under 21, youth. **Career highlights:** English League Cup final appearance 1992 (LO-I v Manchester United) *Amassed 367 league appearances in England including 267 top division appearances... came closest to an English Premier League championship in 1994-95 when Nottingham Forest finished third*



Noah HICKEY

midfielder

born 09-Jun-78

height 175cm

weight 75kg

Born: Auckland, New Zealand. **Nationality:** New Zealander. **Junior clubs:** Mt Wellington, Eastern Suburbs (Auckland). **Senior career:** University (New Zealand), 1996–1998 Central United (New Zealand), 1999–2001 Football Kingz (Australia), 2001–2003 Tampere United (Finland), 2003–2004 Football Kingz (Australia), 2004–2005 Waitakere United (New Zealand), 2005–2006 New Zealand Knights (A-League). **Hyundai A-League statistics:** New Zealand Knights 17 apps. **Other national league statistics:** Football Kingz 22 apps (3 gls), Tampere United 42 apps (13 gls). **Representative honours:** New Zealand senior team (31 A matches, 3 goals), under 23, under 20, youth. **Career highlights:** New Zealand Young Player of the Year 1997... won a Finland first division championship medal with Tampere United in 2001... appeared in all three of New Zealand's matches at the 2003 Confederations Cup (v Japan, Colombia, France).



Richard JOHNSON


midfielder

born 27-Apr-74

height 180cm

weight 84kg

Born: Kurri Kurri. **Nationality:** Australian. **Junior club:** Weston. **Senior career:** 1989 Weston (NNSW), 1991–2003 Watford (England), 2003 Northampton (England), 2003–2004 Stoke City (England), 2004 Queens Park Rangers (England), 2004 Milton Keynes (England), 2005–2006 Newcastle Jets (A-League). **Hyundai A-League statistics:** Newcastle Jets 20 apps (2 gls). **Other national league statistics:** Watford 242 apps (20 gls), Northampton 6 apps (1 gl), Stoke 7 apps, QPR 17 apps, Milton Keynes 2 apps. **Representative honours:** Australian senior team 1999–2000 (3 matches). **Career highlights:** assisted Watford to promotion to English Division One in 1998 and Premier League in 1999. *Moved to England at age 16 and quickly secured a traineeship at Watford... his 12 years at Watford included one season in the Premier League... suffered a long-term knee injury soon after making his "A" debut for Australia against Czech Republic in March 2000*



Sime KOVACEVIC

defender

born 21-Jul-87

height 188cm

weight 87kg

Born: Melbourne. **Nationality:** Australian. **Senior career:** 2004 Whittlesea Stallions (Vic), 2005 St Albans (Vic), 2006 Sunshine George Cross (Vic). *Made his senior debut for Whittlesea in the Victorian Premier League in June 2004 aged just 16... moved from Melbourne to New Zealand after being signed by the Knights in May 2006... New Zealand Knights' youngest player in 2006-07... played in all 540 minutes of New Zealand's 2006 Pre-Season Cup matches*



Danny MILOSEVIC

goalkeeper

born 26-Jun-78

height 188cm

weight 94kg

Born: Melbourne. **Nationality:** Australian. **Junior club:** Broadbeach (Queensland). **Senior career:** 1994–1995 Australian Institute of Sport, 1995–1997 Canberra Cosmos (Australia), 1997 Arminia Bielefeld (Germany), 1997–1998 Preussen Munster (Germany), 1998–1999 Perth Glory (Australia), 1999–2002 Leeds United (England), 2002–2003 Plymouth Argyle (England), 2003 Crewe Alexandra (England), 2003–2004 Hull City (England), 2005–2006 New Zealand Knights (A-League). **Hyundai A-League statistics:** New Zealand Knights 14 apps. **Other national league statistics:** Canberra Cosmos 14 apps, Perth Glory 17 apps, Plymouth Argyle 1 app, Crewe Alexandra 1 app. **Representative honours:** Australian under 23, under 20. **Career highlights:** U-20 world cup (Malaysia) 1997... Olympic Games (Sydney) 2000.



Mark PASTON

goalkeeper

born 13-Dec-76

height 194cm

weight 90kg

Born: Hastings, New Zealand. **Nationality:** New Zealander. **Senior career:** 2000–2003 Napier City (New Zealand), 2003–2004 Bradford City (England), 2004–2005 Walsall (England), 2005–2006 St Johnstone (Scotland). **National league statistics:** Bradford City 13 apps, Walsall 9 apps, St Johnstone 2 apps. **Representative honours:** New Zealand senior team 1997–2005 (8 A matches), under 23, youth.

New Zealand squad member at the 2003 Confederations Cup... national team appearances include 2003 AFC/OFC Challenge match (L0-3 v Iran, Tehran), Oceania Nations Cup/World Cup qualifiers (2004, Adelaide) and v Australia (2005, London)... injuries at Walsall (thigh) and St Johnstone (shoulder) restricted his appearances while playing in the UK



Jonathan RICHTER

midfielder

born 12-Apr-83

height 170cm

weight 65kg

Born: Johannesburg, South Africa. **Nationality:** Australian. **Junior club:** North Star (Brisbane). **Senior career:** 2001 Australian Institute of Sport, 2002–2004 Northern Spirit (Australia), 2004 Queensland Lions (Qld), 2005–2006 Queensland Roar (A-League). **Hyundai A-League statistics:** Queensland Roar 17 apps (1 gl). **Other national league statistics:** Northern Spirit 44 apps (7 gls). **Representative honours:** Australian under 20. **Career highlights:** U-20 world cup (UAE) 2003.

A product of the Queensland Academy of Sport... part of Queensland Lions' 2004 state league championship-winning squad.



Daniel RODRIGUES

striker

born 03-Mar-80

height 180cm

weight 78kg

Born: Madeira, Portugal. **Nationality:** Portugese. **Senior career:** 1998 Farense (Portugal), 1998 Bournemouth (England), 1999–2000 Southampton (England), 2000–2001 Bristol City (England), 2002 Walsall (England), 2002–2003 Ionikos (Greece), 2003–2004 Yeovil Town (England), 2004–2006 Bournemouth (England). **Other national league statistics:** Bournemouth 57 apps (6 gls), Southampton 2 apps, Bristol City 8 apps, Walsall 1 app, Ionikos 14 apps (1 gl), Yeovil Town 4 apps (4 gls). **Representative honours:** Portugal under 21, youth.

Suffered a horror leg-break in October 2000 and again (same leg) in March 2001.



Jonas SALLEY

midfielder

born 16-Mar-82

height 179cm

weight 76kg

Born: Ivory Coast. **Nationality:** Ivory Coast. **Senior career:** Africa Sport National (Ivory Coast), Fewe Sport (Ivory Coast), 2006 South Melbourne (Vic).

Moved to Australia in 2005 after fleeing as a refugee from civil war in the Ivory Coast... was linked with New Zealand Knights for several months before finally signing up in May 2006... the first African player to be signed by a Hyundai A-League club.



Michael TURNBULL

goalkeeper

born 24-Mar-81

height 192cm

weight 85kg

Born: Sydney. **Nationality:** Australian. **Senior career:** 1998–1999 Australian Institute of Sport, 1999–2004 Marconi Stallions (Australia), 2004–2005 Standard Liege (Belgium).

National league statistics: Marconi Stallions 106 apps.

Representative honours: Australian under 23, under 20.

Career highlights: U-20 world cup (Nigeria) 1999 and (Argentina) 2001... NSL finalist 1999-00, 2000-01, 2003-04.

Played in several matches for the Australian Under-23 team in the lead-up to the 2004 Olympic Games, including a Oceania qualifying match against Papua New Guinea in January 2004... missed just three matches in three NSL seasons at Marconi 2001-02 to 2003-04



Frank VAN EIJS

defender

born 06-Nov-72

height 185cm

weight 80kg

Born: Stein, Netherlands. **Nationality:** Dutch. **Senior career:** Maastricht (Netherlands), 1998–1999 Mechelen (Belgium), 1999–2001 Dundee (Scotland), 2001–2002 Rot-Weiss Essen (Germany), 2002–2003 TOP Oss (Netherlands), 2003 Qingdao Yizhong Hainiu (China), 2003 Meppen (Germany), 2004–2005 Borussia Freialdenhoven (Germany), 2005 LG-ACB Hanoi (Vietnam), 2005–2006 New Zealand Knights (A-League).

Hyundai A-League statistics: New Zealand Knights 8 apps.

Other national league statistics: Dundee 16 apps.

In addition to playing in several countries in various continents, also trialled in several other countries including India... struggled with injury for much of the Hyundai A-League 2005-06 season, but featured in New Zealand's late-season good form run.



Michael WHITE

midfielder

born 08-Jan-87

height 174cm

weight 74kg

Born: England. **Nationality:** New Zealander.

Junior club: Richmond (NZ). **Senior career:** 2003–2005 Nelson Suburbs (New Zealand), 2005–2006 Canterbury United (New Zealand). **Representative honours:** New Zealand under 20, under 17, youth. **Career highlights:**

Toured Ireland with Otago Milk Cup team 2005...

Canterbury (NZ) Young Player of the Year 2005-06.

Signed by New Zealand Knights in May 2006 after a one-week trial under Paul Nevin.

SQUAD LIST

No.	Player	Main position	Date of birth	Age*	Height	Weight	Last major club
1	Danny MILOSEVIC (AUS)	Goalkeeper	26-06-78	28	188	94	Hull City (England)
2	Darren BAZELEY (ENG)	Defender	05-10-72	33	180	78	Walsall (England)
3	Gregory DURUZ (SUI)	Defender	15-04-77	29	178	75	Thun (Switzerland)
4	Che BUNCE	Defender	29-08-75	30	191	89	Waikato FC (New Zealand)
5	Matt CARBON (ENG)	Defender	08-06-75	31	187	77	Barnsley (England)
6	Neil EMBLEN (ENG)	Defender	19-06-71	35	188	92	Walsall (England)
7	Richard JOHNSON (AUS)	Midfielder	27-04-74	32	180	84	Newcastle Jets (Australia)
8	Scot GEMMILL (SCO)	Midfielder	02-01-71	35	176	70	Oxford United (England)
9	Daniel RODRIGUES (POR)	Striker	03-03-80	26	180	78	Bournemouth (England)
10	Sean DEVINE (IRE)	Striker	06-09-72	33	180	82	Exeter City (England)
11	Jonti RICHTER (AUS)	Midfielder	12-04-83	23	170	65	Queensland Roar (Australia)
12	Mark PASTON	Goalkeeper	13-12-76	29	194	90	St Johnstone (Scotland)
13	Jonas SALLEY (CIV)	Midfielder	16-03-82	24	179	76	Sth Melb.(Vic)/Fewe Sport (Ivory Coast)
14	Malik BUARI (GHA)	Midfielder	21-01-84	22	181	80	Woking (England)
15	Adam CASEY (AUS)	Striker	01-05-86	20	177	78	Wollongong Wolves (NSW)
16	Noah HICKEY	Striker	09-06-78	28	175	75	Waitakere United (New Zealand)
17	Frank VAN EIJS (NED)	Midfielder	06-11-72	33	185	80	LG-ACB Hanoi (Vietnam)
18	Michael WHITE	Striker	08-01-87	19	174	74	Canterbury United (New Zealand)
19	Sime KOVACEVIC (AUS)	Defender	21-07-87	19	188	87	Sunshine (Vic) / St Albans (Vic)
20	Michael TURNBULL (AUS)	Goalkeeper	24-03-81	25	192	85	Standard Liege (Belgium)

*Age (& all other player profile statistics) as at 25-Aug-06. Height in cm. Weight in kg. New Zealander unless stated otherwise.

COACH



PAUL NEVIN

football manager

coaching experience:

*Employed for eight years at **Fulham FC**, England including:*

Centre of Excellence Coach, 1997–1998

Assistant Academy Director U9–U16, 1998–2000

Assistant Academy Director U17–U21, 2000–2003

Reserve Team Manager 2003–2005

Academy Manager 2003–2005

- Born 23 June 1969 in Lewisham, England
- Made eight appearances at Carlisle United (England) in 1990-91
- Gained his FA Preliminary badge in 1991 aged just 22, followed by his UEFA A License (1998) and UEFA Pro License (2004)
- Appointed New Zealand Knights Football Manager in May 2006

2006 PRE-SEASON CUP

Group B	Date	Opponent	Venue	Score	Scorers
Round 1	15-07-06	Newcastle Jets	North Harbour Stadium	D1-1	Richter 40'
Round 2	21-07-06	Queensland Roar	Maroochydore Soccer Club	D1-1	Rodrigues 24'
Round 3	28-07-06	Sydney FC	North Harbour Stadium	D0-0	
Bonus Round	03-08-06	Adelaide United	Hindmarsh Stadium	L0-1	

New Zealand Knights finished third in group and qualified for 5th–8th place play-offs

Playoffs	10-08-06	Perth Glory	North Harbour Stadium	L0-1	
Finals	18-08-06	Queensland Roar	North Harbour Stadium	L1-2	Bazeley 65'

New Zealand Knights finished in 8th position

HYUNDAI A-LEAGUE 2006-07 FIXTURES

	Date	Time	Opponent	Venue	Score
1	Sun 27-08-06	5:00pm	Newcastle Jets	North Harbour Stadium
2	Sat 02-09-06	12:30pm	Adelaide United	North Harbour Stadium
3	Sun 10-09-06	12:30pm	Melbourne Victory	North Harbour Stadium
4	Fri 15-09-06	10:00pm	Queensland Roar	Suncorp Stadium
5	Thu 21-09-06	8:00pm	Sydney FC	North Harbour Stadium
6	Thu 28-09-06	8:00pm	Central Coast Mariners	North Harbour Stadium
7	Sat 07-10-06	1:00am	Perth Glory	Members Equity Stadium
8	Sat 14-10-06	10:00pm	Newcastle Jets	EnergyAustralia Stadium
9	Sun 22-10-06	10:00pm	Adelaide United	Hindmarsh Stadium
10	Fri 27-10-06	8:00pm	Melbourne Victory	North Harbour Stadium
11	Sun 05-11-06	5:00pm	Queensland Roar	North Harbour Stadium
12	Fri 10-11-06	10:00pm	Sydney FC	Aussie Stadium
13	Sun 19-11-06	5:00pm	Central Coast Mariners	North Harbour Stadium
14	Sun 26-11-06	9:00pm	Perth Glory	Members Equity Stadium
15	Sun 03-12-06	5:00pm	Newcastle Jets	North Harbour Stadium
16	Sun 10-12-06	9:00pm	Adelaide United	Hindmarsh Stadium
17	Sun 17-12-06	9:00pm	Melbourne Victory	Olympic Park
18	Fri 29-12-06	8:00pm	Queensland Roar	North Harbour Stadium
19	Sun 07-01-07	9:00pm	Sydney FC	Aussie Stadium
20	Thu 11-01-07	10:00pm	Central Coast Mariners	Bluetongue Central Coast Stadium
21	Sun 21-01-07	7:00pm	Perth Glory	North Harbour Stadium

New Zealand times shown for all matches. Time/date/venue subject to change.



NEW ZEALAND
KNIGHTS
FOOTBALL CLUB

NEWCASTLE JETS



Home ground

ENERGYAUSTRALIA STADIUM

Address: Turton Road, New Lambton

Telephone: (02) 4962 2755

Capacity: 26,000

Transport

Nearest train station: Broadmeadow Station

train enquiries www.cityrail.nsw.gov.au

Nearest bus stop: cnr Rex & Turton Road, New Lambton

bus enquiries 131 500

Nearest taxi rank: Turton Road - outside Stadium

taxi enquiries (02) 4979 3000

Ticketing

Agency name: Ticketmaster

Sales platforms: Ticketmaster - internet, phone and at the gate on match day; General Admission tickets available from Rebel Sports Charlestown & Greenhills

Agency contact details: call 136 100 or visit www.ticketmaster.com

Radio

Home & away matches – ABC Radio Newcastle, 1233AM

Club colours

	home	away
Shirt:	gold, red & navy trim	white, gold & red trim
Shorts:	navy blue	gold
Socks:	navy blue	white

Club contact details

Telephone: (02) 4962 2755

Fax: (02) 4962 3436

Email: jetmail@newcastlejets.com.au

Website: www.newcastlejets.com.au

Office address: Level 1, 854 Hunter Street, Newcastle West

Postal address: Level 1, 854 Hunter Street, Newcastle West NSW 2302

Club shop: Rebel Sports, Charlestown

Key personnel

Chairman: Con Constantine

CEO: George Liolio

Director of Football: Remo Nogarotto

Head Coach: Nick Theodorakopoulos

Assistant Coach: Gary Van Egmond

Media

Media manager: Tracy McKelligott
telephone: 0415 499 409 or (02) 4961 3200
email: tracy@hdpromotions.com.au

Match day media contact: Tracy McKelligott

Alternate match day media contact:
Kim Hugo 0427 499 409

Media box location: Media room, Western Grandstand

Photographer's room location:
Ground floor, near visiting change room

Radio booths location:
Top of Western Grandstand (centre)

Nearest car parking: Stadium Car Park, Western Grandstand

HYUNDAI A-LEAGUE 2005-06 SEASON REVIEW

Round	Date	Opponent (home/away)	Resul	Score	(h/t)	Pos.	Scorers	Crowd
1	26-Aug	Adelaide United (H)	L	0-1	(0-1)	6th		13,160
2	04-Sep	Central Coast Mariners (A)	D	1-1	(1-0)	7th	Milicic 25'	5,917
3	11-Sep	Sydney FC (H)	W	2-1	(2-0)	5th	Milicic 6', Johnson 18'	9,127
4	18-Sep	New Zealand Knights (H)	W	4-0	(3-0)	2nd	Haliti 12', Thompson 26', Musialik 37', Carle 70'pen	7,495
5	25-Sep	Melbourne Victory (A)	L	0-1	(0-0)	3rd		13,831
6	01-Oct	Queensland Roar (H)	L	0-1	(0-0)	6th		7,436
7	08-Oct	Perth Glory (H)	L	1-5	(0-1)	7th	Parisi 71'	5,868
8	14-Oct	Adelaide United (A)	W	4-2	(2-1)	6th	own goal 12', Carle 22', 89', Zelic 69'	13,182
9	23-Oct	Central Coast Mariners (H)	W	1-0	(0-0)	4th	Parisi 88'	9,371
10	30-Oct	Sydney FC (A)	D	1-1	(0-0)	5th	Milicic 79'	9,132
11	04-Nov	New Zealand Knights (A)	W	4-2	(3-0)	3rd	Milicic 19', 26', 56', Thompson 21'	2,561
12	11-Nov	Melbourne Victory (A)	D	0-0	(0-0)	4th		12,407
13	20-Nov	Queensland Roar (A)	W	1-0	(1-0)	4th	Thompson 34'	13,004
14	25-Nov	Perth Glory (A)	W	1-0	(0-0)	3rd	Coveny 47'	7,921
15	02-Dec	Adelaide United (H)	L	1-2	(0-0)	3rd	Johnson 59'	10,132
16	31-Dec	Central Coast Mariners (A)	L	1-4	(0-2)	3rd	Coveny 85'	11,612
17	06-Jan	Sydney FC (A)	D	0-0	(0-0)	4th		15,211
18	13-Jan	New Zealand Knights (H)	W	3-0	(1-0)	3rd	Milicic 19', Haliti 86', 91'	6,862
19	22-Jan	Melbourne Victory (H)	W	1-0	(1-0)	2nd	Coveny 36'	9,073
20	26-Jan	Queensland Roar (H)	L	0-5	(0-2)	4th		10,271
21	05-Feb	Perth Glory (H)	L	1-3	(1-1)	4th	Coveny 33'	9,232
MiSF1	10-Feb	Central Coast Mariners (H)	L	0-1	(0-0)			10,236
MiSF2	17-Feb	Central Coast Mariners (A)*	D	1-1	(1-0)		Thompson 27'	17,429

MiSF=Minor Semi Final. * lost 1-2 on aggregate

Newcastle Jets Hyundai A-League 2005-06 season stats

Played	23
Won	9
Drew	5
Lost	9
Goals for	28
	<i>1.2 per game</i>
Goals against	31
	<i>1.3 per game</i>

Goal scorers Ante Milicic 7, Vaughan Coveny 4, Matt Thompson 4, Nick Carle 3, Labinot Haliti 3, Richard Johnson 2, Franco Parisi 2, Stuart Musialik 1, Ned Zelic 1

Goalkeeper Liam Reddy 23 games (8 clean sheets)

HYUNDAI A-LEAGUE 2005-06 SEASON LINE-UPS & PLAYER STATISTICS

Adelaide (L0-1)		●	●			●	○		○	●	●		●		○	●		●	●		●		●
Central Coast (DI-1)		●	●	●		●			○	●	○		○		○	●		●	●		●		●
Sydney (W2-1)		○	●	●			○		●	○	●		○		○	●		●	●		○		●
New Zealand (W4-0)	●	○	○						○	●	●				○	●		○	●	●	○	○	○
Melbourne (L0-1)			●	●					●	●	●		●		○	●		●	●		○		●
Queensland (L0-1)	○		●	●					●	●	●		●		○	○	●		●	●		○	○
Perth (LI-5)	●	●		●				○	●		●		○		●		○	●	●		○		○
Adelaide (W4-2)			②	●					●	●	●		●		○	●	○	●	●		○		○
Central Coast (WI-0)			●	●					●	●	○				○	●	○	●	●		○		○
Sydney (DI-1)			●	●					●	●	●		○		○	○	○	●	●		○		○
New Zealand (W4-2)			●	●					○	●	○		○		○	○	○	○	○		○		○
Melbourne (D0-0)			●	●			○		●	●			●		●	●		○	○		○		○
Queensland (WI-0)			●	●			○		○	●	●		○		○	○	○	○	○		○		○
Perth (WI-0)			●	●	○				○	●	●		○		○	○		○	○		○		○
Adelaide (LI-2)			●	●	●					○	●		○		○	○		○	○		○		○
Central Coast (LI-4)		○	●	●	○		○		○	●	●				○	○		○	○		○		○
Sydney (D0-0)			●		●		●		○	○	○		○		○	○		○	○		○		○
New Zealand (W3-0)			●		●		●	○	②	●	●		○		○	○		○	○		○		○
Melbourne (WI-0)			●		○				○	○	○		○		○	○		○	○		○		○
Queensland (L0-5)			●	●	●				○	○	○		○		○	○		○	○		○		○
Perth (LI-3)			●	●	○		○		○	○	○		○		○	○		○	○		○		○
Central Coast (L0-1)			●	●	●				○	○	○		○		○	○		○	○		○		○
Central Coast (DI-1)			●	●	●		○	○		○	○		○		○	○		○	○		○		○
			●	●	●		○	○		○	○		○		○	○		○	○		○		○
●=starting appearance ○=substitute appearance #=goals scored																							
	Guy BATES	Mark BRIDGE	Nick CARLE	Mateo CORBO	Vaughan COVENY	Craig DEANS	Steve EAGLETON	Tarek ELRICH	Labint HALITI	Richard JOHNSON	Paul KOHLER	Peter MCPHERSON	Ante MILICIC	James MONIE	Stuart MUSIALIK	Jade NORTH	Franco PARISI	Allan PICKEN	Liam REDDY (GK)	Brett STUDMAN	Matt THOMPSON	Jobe WHEELHOUSE	Ned ZELIC
Appearances	3	6	22	18	10	2	9	3	20	20	22	1	20	2	19	21	9	22	23	1	23	10	23
<i>Starting appearances</i>	2	3	22	18	10	2	2	-	10	20	19	-	20	1	8	21	-	22	23	-	23	4	23
Goals	-	-	3	-	4	-	-	-	3	2	-	-	7	-	1	-	2	-	-	-	4	-	1
Goal attempts - total	-	1	45	8	16	-	3	2	25	14	3	-	52	1	12	13	8	9	-	-	40	5	5
Goal attempts - on target	-	1	28	1	7	-	1	1	11	6	-	-	31	1	6	4	6	3	-	-	24	3	3
From inside/outside box	-	1/-	13/15	-/1	6/1	-	-/1	1/-	6/5	2/4	-	-	22/9	-/1	2/4	2/2	5/1	2/1	-	-	11/13	3/-	3/-
Goal assists	-	-	6	-	-	-	1	-	1	-	1	-	3	-	-	1	1	-	-	-	2	1	-
Passes - attempted	28	41	754	476	220	55	146	15	255	692	556	13	457	21	414	691	65	548	113	5	680	109	709
Passes - completed	24	31	612	359	154	44	120	14	205	568	442	12	377	13	345	549	53	465	56	5	558	92	544
Crosses	3	3	60	26	18	-	16	-	16	9	17	-	12	3	11	44	6	-	-	-	49	3	9
Tackles - attempted	3	5	83	94	10	5	31	3	23	85	76	-	31	1	43	103	11	87	1	-	58	14	80
Tackles - completed	1	3	50	53	6	2	16	1	11	57	53	-	15	1	29	67	6	55	1	-	41	8	50
Fouls conceded	1	3	31	27	27	3	4	-	16	40	22	-	19	4	18	23	4	38	-	-	14	10	20
Fouls won	2	5	43	23	25	1	2	2	22	25	16	-	24	2	2	19	2	13	11	2	27	6	30
Off-sides conceded	3	3	5	3	7	-	-	-	15	-	1	-	30	4	4	-	5	1	-	-	-	2	-
Yellow cards	-	-	1	3	1	2	-	-	1	4	1	-	3	1	2	6	-	6	2	-	3	1	3
Red cards	-	-	1	2	-	-	-	-	-	-	-	-	-	-	-	-	-	-	-	-	-	-	-

Coach: Richard Money 23 matches (W9-D5-L9)



**Mark
BRIDGE**
striker

born **07-Nov-85**
height **180cm**
weight **80kg**

Born: Sydney. **Junior club:** Parramatta Eagles. **Senior career:** 2003–2004 Parramatta Power (Australia), 2004–2005 Parramatta Eagles (NSW), 2005–2006 Newcastle Jets (A-League).


Hyundai A-League statistics: Newcastle Jets 6 apps.

Other national league statistics: Parramatta Power 5 apps.

Representative honours: Australian under 23, under 20.

Career highlights: National Youth League top scorer in 2002-03 with Parramatta Power, 21 goals... runner-up National Youth League Player of the Year (northern division) 2003-04.

Toured Vietnam with the Australian Under-23 team April 2006... drafted into Qantas Socceroos squad (training camp) in August 2006



**Nick
CARLE**
midfielder

born **23-Nov-81**
height **174cm**
weight **78kg**

Born: Sydney. **Junior clubs:** Blacktown, Sydney Olympic. **Senior career:** 1997–2002 Sydney Olympic (Australia), 2002–2003 Troyes (France), 2003–2004 Marconi Stallions (Australia),

2004–2005 Marconi Stallions (NSW), 2005–2006 Newcastle Jets

(A-League). **Hyundai A-League statistics:** Newcastle Jets 22

apps (3 gls). **Other national league statistics:** Sydney Olympic

86 apps (12 gls), Troyes 5 apps, Marconi Stallions 24 apps (6 gls).

Representative honours: Australian senior team 2004 (1 match),

under 23, under 20, under 17. **Career highlights:** made his

national league debut in October 1997 aged just 15 - scored in

his first match, the NSL's second-youngest all-time scorer... U-20

world cup (Argentina) 2001... made his national senior team debut

against Venezuela in Caracas, February 2004



**Vaughan
COVENY**
striker

born **13-Dec-71**
height **190cm**
weight **86kg**

Born: Wellington, New Zealand. **Nationality:** New Zealander.

Senior career: 1991–1992 Miramar (New Zealand), 1992–1994

Melbourne Knights (Australia), 1994–1995 Wollongong Wolves

(Australia), 1995–2004 South Melbourne (Australia), 2004

Essendon Royals (Vic), 2005 South Melbourne (Vic), 2005–2006

Newcastle Jets (A-League). **Hyundai A-League statistics:**

Newcastle Jets 10 apps (4 gls). **Other national league statistics:**

Melbourne Knights 28 apps (4 gls), Wollongong Wolves 38 apps

(15 gls), South Melbourne 240 apps (82 gls). **Representative**

honours: New Zealand senior team 1992–2006 (77 matches),

youth. **Career highlights:** NSL grand final winner 1997-98,

1998-99... FIFA Confederations Cup 1999 and 2003

Holds the all-time record for most appearances (64) and goals

(28) in full international matches for New Zealand.



**Adam
D'APUZZO**
midfielder

born **05-Sep-88**
height **185cm**
weight **79kg**

Born: Australia. **Senior career:** 2005–2006 Marconi Stallions

(NSW). **Representative honours:** Australian under 17. **Career highlights:** U-17 world cup (Peru) 2005 – started in all

three of Australia's matches, v Turkey, Mexico and Uruguay.

Deferred his studies mid-2006 (double degree in law and

commerce) to concentrate on his A-League career...

signed by Newcastle Jets along with fellow Marconi

player Tony Faria in May 2006.



Craig DEANS

defender

born **07-May-74**

height **187cm**

weight **87kg**

Born: Perth. **Junior club:** Canning Corinthians (Perth). **Senior career:** 1993 Bassendean Caledonian (WA), 1994–1996 Floreat Athena (WA), 1998 Western Knights (WA), 1998–1999 Perth Glory (Australia), 1999–2000 Carlton (Australia), 2001–2002 Perth Glory (Australia), 2002–2003 Perth Glory (Australia), 2003–2004 Newcastle United (Australia), 2005–2006 Newcastle Jets (A-League). **Hyundai A-League statistics:** Newcastle Jets 2 apps. **Other national league statistics:** Perth Glory 55 apps (3 gls), Carlton 36 apps, Newcastle United 18 apps (1 gl). **Career highlights:** NSL finalist 1998-99, 1999-00, 2000-01, 2001-02.

Missed out on almost the entire 2005-06 season with a serious knee injury... persistent knee problem also rules him out of the 2006-07 season – replaced by New Zealander Steven Old



Andrew DURANTE

defender

born **03-May-82**

height **182cm**

weight **76kg**

Born: Sydney. **Junior club:** Sydney Olympic. **Senior career:** 2001–2003 Sydney Olympic (Australia), 2003–2004 Parramatta Power (Australia), 2004 Balestier Khalsa (Singapore), 2004–2005 Sydney United (NSW). **Other national league statistics:** Sydney Olympic 53 apps (1 gl), Parramatta Power 5 apps, Balestier Khalsa 13 apps. **Career highlights:** NSL finalist 2001-02, 2002-03.

Missed out on NSL grand finals in 2002 (suspension) and 2003 (injury)... broke his leg early in the 2003-04 NSL season, putting him out of action for a year... broke leg again in the 2005 Club World Championship qualifying tournament, ruling him out of the entire Hyundai A-League 2005-06 season.



Steve EAGLETON

defender

born **26-Oct-76**

height **168cm**

weight **71kg**

Born: Sydney. **Junior club:** Marconi Stallions. **Senior career:** 1993–1997 Bankstown City (NSW), 1997–1998 Sydney Olympic (Australia), 1998–1999 Sydney United (Australia), 1999–2002 Parramatta Power (Australia), 2002–2004 Newcastle United (Australia), 2005–2006 Newcastle Jets (A-League). **Hyundai A-League statistics:** Newcastle Jets 9 apps. **Other national league statistics:** Sydney Olympic 12 apps, Sydney United 3 apps (1 gl), Parramatta Power 60 apps (2 gls), Newcastle United 30 apps. **Career highlights:** NSL finalist 2002-03... Hyundai A-League 2005-06 finalist.



Tarek ELRICH

midfielder

born **01-Jan-87**

height **180cm**

weight **72kg**

Born: Sydney. **Junior clubs:** Parramatta Eagles, Sydney Olympic. **Senior career:** 2003–2004 Sydney Olympic (Australia), 2004–2005 Sydney Olympic (NSW), 2005–2006 Newcastle Jets (A-League). **Hyundai A-League statistics:** Newcastle Jets 3 apps. **Other national league statistics:** Sydney Olympic 2 apps. **Representative honours:** Australian under 23, under 20.

Career highlights: made his national league debut in December 2003 aged just 16... Hyundai A-League 2005-06 finalist.

An established member of the 2006 Australian Under-20 squad, with appearances in U-20 world cup qualifiers (February 2006) and on a tour of South America (August 2006)



Tony FARIA

midfielder


born 21-Dec-79

height 176cm

weight 68kg

Born: Lisbon, Portugal. **Junior club:** Polonia (Sydney). **Senior career:** 1998 Blacktown City (NSW), 1998–2000 Northern Spirit (Australia), 2001 Manly Warringah (NSW), 2002–2004 Fraser Park (NSW), 2004–2005 Blacktown City (NSW), 2005–2006 Marconi Stallions (NSW). **Other national league statistics:** Northern Spirit 7 apps.

Born in Portugal, to a Timorese mother and father who had fled Timor in the wake of the 1975 Indonesian invasion... one of few Australians of Timorese descent to have reached elite level of sport in Australia.



Joel GRIFFITHS

striker

born 21-Aug-79

height 185cm

weight 69kg

Born: Sydney. **Junior club:** Sutherland. **Senior career:** 1997 Sydney United (NSW), 1998–1999 Sydney United (Australia), 1999–2001 Parramatta Power (Australia), 2001–2003 Newcastle United (Australia), 2003–2006 Neuchatel Xamax (Switzerland), 2006 Leeds United (England). **Other national league statistics:** Sydney United 28 apps (8 gls), Parramatta Power 51 apps (15 gls), Newcastle United 46 apps (25 gls), Neuchatel Xamax 72 apps (4 gls), Leeds United 2 apps. **Representative honours:** Australian senior team 2005–2006 (2 matches, 1 goal), under 20. **Career highlights:** NSL grand finalist 1998-99... U-20 world cup (Nigeria) 1999... club leading scorer in 1999-2000 (Parramatta, 11 goals), 2001-02 (Newcastle Utd, 10 goals) and 2002-03 (Newcastle United, 15 goals)... scored in his debut Qantas Socceroo appearance, v Jamaica (London) October 2005



Labinot HALITI

striker

born 26-Oct-84

height 184cm

weight 76kg

Born: Pristina, Kosovo. **Junior clubs:** Pristina (Kosovo), Sydney Olympic. **Senior career:** 2002–2003 Sydney Olympic (Australia), 2003–2004 Sydney United (Australia), 2004–2005 Sydney United (NSW), 2005–2006 Newcastle Jets (A-League). **Hyundai A-League statistics:** Newcastle Jets 20 apps (3 gls).

Other national league statistics: Sydney Olympic 2 apps, Sydney United 18 apps (1 gl).

Came to Australia in 1999 with his family as a refugee from Kosovo, initially settled in Sydney's East Hills refugee centre... made his national league debut in February 2003 aged 18; became a regular starter in the NSL from the beginning of the 2003-04 season at Sydney United.



Ben KENNEDY

goalkeeper


born 14-Feb-87

height 190cm

weight 84kg

Born: Newcastle. **Junior club:** Thornton (Newcastle). **Senior career:** 2004 Adamstown Rosebud (NNSW), 2005 Broadmeadow (NNSW). **Representative honours:** Australian under 20. **Career highlights:** won 2005 Northern NSW premiership (first on final ladder) and grand final with Broadmeadow Magic – awarded grand final player of the match.

Back-up goalkeeper at NSL side Newcastle United aged just 15.



Stuart MUSIALIK

midfielder

born **29-Mar-85**

height **175cm**

weight **70kg**

Born: Newcastle. **Junior clubs:** Adamstown Rosebuds, Newcastle Breakers. **Senior career:** 2002–2003 Australian Institute of Sport, 2003–2004 Newcastle United (Australia), 2004–2005 Weston (NSW), 2005–2006 Newcastle Jets (A-League). **Hyundai A-League statistics:** Newcastle Jets 19 apps (1 gl). **Other national league statistics:** Newcastle United 4 apps.

Representative honours: Australian under 23, under 20.

Career highlights: U-20 world cup (Netherlands) 2005 – started in all three of Australia's matches... called in to Socceroo training camps in May (pre-world cup, Melbourne) and August (pre-Kuwait match, Melbourne) 2006 – in squad for Australia's 2007 AFC Asian Cup qualifier against Kuwait August 2006



Jade NORTH

defender

born **07-Jan-82**

height **179cm**

weight **78kg**

Born: Taree. **Junior clubs:** Burleigh Tigers, Rochedale (Qld). **Senior career:** 1998–1999 Brisbane Strikers (Australia), 1999 AIS, 1999–2001 Brisbane Strikers (Australia), 2001–2003 Sydney Olympic (Australia), 2003–2004 Perth Glory (Australia), 2005–2006 Newcastle Jets (A-League). **Hyundai A-League statistics:** Newcastle Jets 21 apps. **Other national league statistics:** Brisbane Strikers 48 apps (3 gls), Sydney Olympic 60 apps (3 gls), Perth Glory 22 apps. **Representative honours:**

Australian senior team 2002–2006 (13 matches), under 23, under 20, under 17. **Career highlights:** made his national league debut aged just 16... played in the final of the 1999 U-17 world cup v Brazil in New Zealand (drew 0-0, lost on penalties)... NSL grand final winner 2001-02, 2003-04... Olympic Games (Athens) 2004.

A product of the Queensland Academy of Sport.



Paul OKON

midfielder

born **05-Apr-72**

height **183cm**

weight **85kg**

Born: Sydney. **Senior career:** 1989–1991 Marconi Stallions (Australia), 1991–1996 Club Brugge (Belgium), 1996–1999 Lazio (Italy), 1999–2000 Fiorentina (Italy), 2000–2002 Middlesbrough (England), 2002 Watford (England), 2002–2003 Leeds United (England), 2003 Vicenza (Italy), 2004–2005 Oostende (Belgium), 2005–2006 Apoel Lefkosia (Cyprus). **National league statistics:** Marconi Stallions 49 apps (4 gls), Club Brugge 72 apps (1 gl), Lazio 19 apps, Fiorentina 11 apps, Middlesbrough 28 apps, Watford 15 apps, Leeds 15 apps, Vicenza 11 apps, Oostende 48 apps, Apoel 11 apps. **Representative honours:** Australian senior team 1990–2003 (37 matches, 1 goal), under 23, under 20. **Career highlights:** NSL U-21 Player of the Year 1989-90, 1990-91... U-20 world cup (Portugal) 1991... Olympic Games (Barcelona) 1992.

Australian national team captain 24 times, 1996–2003



Tolgay OZBEY

striker

born **12-Apr-86**

height **177cm**

weight **76kg**


Born: Sydney. **Junior clubs:** Sydney United, Southern Districts, Sydney Olympic. **Senior career:** 2003–2004 Sydney United (Australia), 2004–2005 Sydney Crescent Star (NSW), 2005 St Albans (Vic), 2005–2006 Sydney FC (A-League), 2006 Blacktown City (NSW). **Hyundai A-League statistics:** Sydney FC 1 app.

Other national league statistics: Sydney United 3 apps.

Representative honours: Australian under 23.

Career highlights: Hyundai A-League 2005-06 Championship squad.

Signed for Sydney FC on a short-term contract late in the 2005-06 season



Milton RODRIGUEZ

striker

born **28-Apr-76**

height **179cm**

weight **75kg**

Born: Cali, Colombia. **Nationality:** Colombian. **Senior career:** 1997 Corporacion Tulua (Colombia), 1999 Independiente Santa Fe (Colombia), 2000 Corporacion Tulua (Colombia), 2000–2001 Deportivo Cali (Colombia), 2001–2002 Corporacion Tulua (Colombia), 2002 Deportes Palmira (Colombia), 2003 Independiente Santa Fe (Colombia), 2003 Deportivo Cali (Colombia), 2004 Deportes Pereira (Colombia), 2004–2005 Deportivo Cali (Colombia), 2005–2006 Chonbuk Hyundai (South Korea). **National league statistics:** Chonbuk Hyundai 20 apps (6 gls). **Career highlights:** scored Chonbuk's goal in its 1-0 South Korean Cup final victory over Ulsan Mipo in December 2005.

The first Colombian to play in Australia's highest league



Matt THOMPSON

midfielder

born **18-Aug-82**

height **177cm**

weight **78kg**

Born: Sydney. **Junior club:** Campbelltown RSL. **Senior career:** 1999 Macarthur Rams (NSW), 1999–2004 Parramatta Power (Australia), 2004–2005 Marconi Stallions (NSW), 2005–2006 Newcastle Jets (A-League). **Hyundai A-League statistics:** Newcastle Jets 23 apps (4 gls). **Other national league statistics:** Parramatta Power 93 apps (8 gls). **Representative honours:** Australian under 20. **Career highlights:** NSL finalist 2002-03... NSL grand finalist 2003-04 (for Parramatta Power, L0-I v Perth)... Hyundai A-League 2005-06 finalist.



Jobe WHEELHOUSE

midfielder

born **14-Apr-85**

height **182cm**

weight **78kg**

Born: Newcastle. **Junior clubs:** Toronto Awaba, Newcastle Breakers. **Senior career:** 2002 Australian Institute of Sport, 2002–2004 Newcastle United (Australia), 2005–2006 Newcastle Jets (A-League). **Hyundai A-League statistics:** Newcastle Jets 10 apps. **Other national league statistics:** Newcastle United 20 apps (5 gls). **Representative honours:** Australian under 23, under 20. **Career highlights:** U-20 world cup (UAE) 2003 – played in Australia's 3-2 victory over Brazil... NSL finalist 2002-03... runner-up Under 21 NSL Player of the Year 2003-04.

SQUAD LIST

No.	Player	Main position	Date of birth	Age*	Height	Weight	Last major club
2	Steve EAGLETON	Defender	26-10-76	29	168	71	Newcastle United (Australia)
3	Jade NORTH	Defender	07-01-82	24	179	78	Perth Glory (Australia)
4	Craig DEANS	Defender	07-05-74	32	187	87	Newcastle United (Australia)
5	Milton RODRIGUEZ	Striker	28-04-76	30	179	75	Chonbuk Hyundai (South Korea)
6	Andrew DURANTE	Defender	03-05-82	24	182	76	Parramatta Power (Australia)
7	Tony FARIA	Midfielder	21-12-79	26	176	68	Marconi Stallions (NSW)
8	Matthew THOMPSON	Midfielder	18-08-82	24	177	78	Parramatta Power (Australia)
9	Vaughan COVENY (NZL)	Striker	13-12-71	34	190	86	South Melbourne (Australia)
10	Nick CARLE	Midfielder	23-11-81	24	174	78	Marconi Stallions (NSW)
11	Tarek ELRICH	Midfielder	01-01-87	19	180	72	Sydney Olympic (Australia)
12	Paul OKON	Midfielder	05-04-72	34	183	85	Apoel Lefkosia (Cyprus)
13	Adam D'APUZZO	Midfielder	05-09-88	17	185	79	Marconi Stallions (NSW)
14	Jobe WHEELHOUSE	Midfielder	14-04-85	21	182	78	Newcastle United (Australia)
15	Stuart MUSIALIK	Midfielder	29-03-85	21	175	70	Newcastle United (Australia)
16	Labinot HALITI	Striker	26-10-84	21	184	76	Sydney United (Australia)
17	Tolgay OZBEY	Striker	12-04-86	20	177	76	Blacktown(NSW) / Sydney FC(Australia)
18	Joel GRIFFITHS	Striker	21-08-79	27	185	69	Leeds United (England)
19	Mark BRIDGE	Striker	07-11-85	20	180	80	Parramatta Eagles (NSW)
20	Ben KENNEDY	Goalkeeper	14-02-87	19	190	84	Broadmeadow (NNSW)

*Age (& all other player profile statistics) as at 25-Aug-06. Height in cm. Weight in kg.

COACHES



NICK THEODORAKOPOULOS

head coach

head coaching experience:

Belmore (NSW) 1995
Wollongong Wolves (Australia) 1995–2000
Kalithea (Greece) 2001–2002
Parramatta Power (Australia) 2002–2004

- Born 29 June 1964 in Bathurst, NSW
- Played for NSW State League side Canterbury at age 16 and was NSW State League top scorer in 1983
- Played 30 NSL games for Sydney Olympic 1984 to 1985 before breaking leg – broke leg again in return match 1986
- Assistant coach Canterbury (NSW) 1991–94
- Coached Wollongong Wolves to NSL Grand Final win in 1999-00
- Took Parramatta Power to last NSL Grand Final 2003–04



GARY VAN EGMOND

assistant coach

coaching experience:

Northern Spirit youth (Australia)
Manly (NSW) 2001
Newcastle United (Australia) 2001–2004
(assistant coach)

- Born 29 June 1965 in Sydney, played juniors at Manly and Apia Leichhardt
- Played 289 games (9 goals) in the NSL for Apia, Blacktown, Footscray, Heidelberg, Marconi and Wollongong from 1983 to 1997
- Won two NSL Championship medals as a player at Marconi (1989 and 1993)
- 10 appearances at Roda JC (Holland) 1990-91
- Represented Australia on 15 occasions, including the 1988 Olympic Games
- Led state league side Manly to a NSW super league Grand Final victory in 2001

2006 PRE-SEASON CUP

Group A	Date	Opponent	Venue	Score	Scorers
Round 1	15-07-06	New Zealand Knights	North Harbour Stadium	D1-1	Bridge 58'
Round 2	21-07-06	Sydney FC	Canberra Stadium	L1-2	own goal 68'
Round 3	28-07-06	Queensland Roar	Port Macquarie Regional Stadium	D0-0	
Bonus Round	04-08-06	Melbourne Victory	Scully Park Oval, Tamworth	L2-3	North 17', Carle 65'pen

Newcastle Jets finished second in group and qualified for 1st-4th place play-offs

Playoffs	11-08-06	Central Coast Mariners	Bluetongue Central Coast Stadium	L1-2	Coveny 25'
Finals	19-08-06	Sydney FC	Campbelltown Stadium, Sydney	L0-2	

Newcastle Jets finished in 4th position

HYUNDAI A-LEAGUE 2006-07 FIXTURES

	Date	Time	Opponent	Venue	Score
1	Sun 27-08-06	3:00pm	New Zealand Knights	North Harbour Stadium
2	Fri 01-09-06	8:00pm	Queensland Roar	EnergyAustralia Stadium
3	Fri 08-09-06	8:00pm	Adelaide United	Hindmarsh Stadium
4	Sun 17-09-06	3:00pm	Sydney FC	Aussie Stadium
5	Sat 23-09-06	7:00pm	Central Coast Mariners	Bluetongue Central Coast Stadium
6	Fri 29-09-06	8:00pm	Perth Glory	EnergyAustralia Stadium
7	Sun 08-10-06	5:00pm	Melbourne Victory	EnergyAustralia Stadium
8	Sat 14-10-06	7:00pm	New Zealand Knights	EnergyAustralia Stadium
9	Sun 22-10-06	5:00pm	Queensland Roar	Suncorp Stadium
10	Fri 27-10-06	8:00pm	Adelaide United	EnergyAustralia Stadium
11	Sat 04-11-06	7:00pm	Sydney FC	EnergyAustralia Stadium
12	Sun 12-11-06	5:00pm	Central Coast Mariners	EnergyAustralia Stadium
13	Sat 18-11-06	8:00pm	Perth Glory	Members Equity Stadium
14	Sun 26-11-06	5:00pm	Melbourne Victory	Olympic Park
15	Sun 03-12-06	3:00pm	New Zealand Knights	North Harbour Stadium
16	Thu 07-12-06	8:00pm	Queensland Roar	Suncorp Stadium
17	Fri 15-12-06	8:00pm	Adelaide United	Hindmarsh Stadium
18	Mon 01-01-07	6:00pm	Sydney FC	EnergyAustralia Stadium
19	Fri 05-01-07	8:00pm	Central Coast Mariners	EnergyAustralia Stadium
20	Sun 14-01-07	9:00pm	Perth Glory	Members Equity Stadium
21	Fri 19-01-07	8:00pm	Melbourne Victory	EnergyAustralia Stadium

Newcastle times shown for all matches. Time/date/venue subject to change.



PERTH GLORY



Home ground

MEMBERS EQUITY STADIUM

Address: 310 Pier Street, Perth

Telephone: (08) 9492 6000

Website: www.membersequitystadium.com.au

Capacity: 18,156

Transport

Nearest train station: Claisebrook (5 min walk)

Nearest bus stop: Bulwer Street

- train/bus enquiries 13 62 13 [TTY (08) 9428 1999]

web: www.transperth.wa.gov.au

Nearest taxi rank: Brisbane Street

Swan Taxis 13 13 30 or www.swantaxis.com.au

Ticketing

Agency name: Ticketmaster

Sales platforms: Ticketmaster - internet, phone, outlet bookings and at the gate on match day 1 ½ hrs before kick off

Agency contact details: call 136 100 or visit www.ticketmaster.com.au

Radio

Home & away matches – SportFM, 90.5FM

Home & away matches – Information Radio 990AM

Club colours

	<i>home</i>	<i>away</i>
Shirt:	purple, white trim	white, purple trim
Shorts:	purple	white, purple trim
Socks:	purple	white

Club contact details

Telephone: (08) 9492 6000

Fax: (08) 9492 6060

Email: info@perthglory.com.au

Website: www.perthglory.com.au

Office address: 310 Pier Street, Perth

Postal address: PO Box 8438,
Perth Business Centre, Perth WA 6849

Club shop: Members Equity Stadium, Pier St

Key personnel

CEO: Michelle Phillips

Commercial Operations Manager: Greg Erskine

Football Operations Manager: Stuart Gilsenan

Head Coach: Ron Smith

Assistant Coach: David Mitchell

Media

Media manager: Mark White

telephone: (08) 9492 6000

email: mark.white@perthglory.com.au

Match day media contact: 0419 931 024

Media box location: at rear of grandstand

Photographer's room location:

next to reception

Radio booths location: at rear of grandstand

Nearest car parking: limited parking for media has been allocated for the season although street parking is available - early arrival is recommended

HYUNDAI A-LEAGUE 2005-06 SEASON REVIEW

Round	Date	Opponent (home/away)	Result	Score	(h/t)	Pos.	Scorers	Crowd
1	26-Aug	Central Coast Mariners (H)	L	0-1	(0-0)	=6th		11,113
2	04-Sep	Melbourne Victory (A)	D	2-2	(1-1)	6th	Caceres 40', Despotovski 56'	17,960
3	10-Sep	Queensland Roar (H)	W	2-1	(0-0)	4th	Despotovski 53', 72'	8,509
4	17-Sep	Adelaide United (H)	L	1-2	(1-1)	6th	own goal 21'	8,052
5	22-Sep	New Zealand Knights (A)	W	1-0	(0-0)	5th	Harnwell 67'	4,138
6	01-Oct	Sydney FC (H)	L	1-2	(1-0)	7th	Despotovski 41'	13,157
7	08-Oct	Newcastle Jets (A)	W	5-1	(1-0)	4th	Mori 33', 62', Harnwell 46', Despotovski 52', Sekulovski 86'	5,868
8	16-Oct	Central Coast Mariners (A)	L	0-4	(0-1)	7th		6,494
9	23-Oct	Melbourne Victory (H)	W	2-1	(1-1)	5th	Deane 22', Sekulovski 55'	12,312
10	29-Oct	Queensland Roar (A)	D	0-0	(0-0)	6th		13,685
11	06-Nov	Adelaide United (A)	W	4-2	(4-1)	4th	Mori 9'+, 34', 46'+, Despotovski 39'pen	10,868
12	11-Nov	New Zealand Knights (H)	W	3-0	(2-0)	3rd	Despotovski 12', Sekulovski 25', Ward 69'	9,667
13	19-Nov	Sydney FC (A)	D	0-0	(0-0)	3rd		16,242
14	25-Nov	Newcastle Jets (H)	L	0-1	(0-0)	4th		7,921
15	04-Dec	Central Coast Mariners (H)	D	2-2	(0-2)	4th	Ward 54', Ishida 65'	7,428
16	29-Dec	Melbourne Victory (A)	D	2-2	(1-2)	5th	Mori 5', Ward 67'	14,754
17	07-Jan	Queensland Roar (H)	L	0-2	(0-1)	5th		11,087
18	12-Jan	Adelaide United (H)	L	1-2	(0-1)	6th	Ward 86'	5,033
19	19-Jan	New Zealand Knights (A)	W	4-1	(3-1)	5th	Sekulovski 11', 41', Coyne 14', Harnwell 78'	3,024
20	29-Jan	Sydney FC (H)	L	1-2	(0-2)	6th	Despotovski 55'	12,796
21	05-Feb	Newcastle Jets (A)	W	3-1	(1-1)	5th	Ward 8', own goal 58', Mori 72'	9,232

Perth Glory Hyundai A-League 2005-06 season stats

Played	21
Won	8
Drew	5
Lost	8
Goals for	34
	<i>1.6 per game</i>
Goals against	29
	<i>1.4 per game</i>

Goal scorers Bobby Despotovski 8, Damian Mori 7, Naum Sekulovski 5, Nick Ward 5, Jamie Harnwell 3, Adrian Caceres 1, Jamie Coyne 1, Brian Deane 1, Hiroyuki Ishida 1

Goalkeepers Jason Petkovic 20 games (3 clean sheets)
Milan Jovanic 2 games (1 clean sheet)

HYUNDAI A-LEAGUE 2005-06 SEASON LINE-UPS & PLAYER STATISTICS

Central Coast (L0-1)	○	●	●	●	●	●	●				○		●	●		●								○
Melbourne (D2-2)	①	●	●	●	●	①		●			○		●	●		●								○
Queensland (W2-1)	●	●	●	●	●	②				○	○		●	●		●								○
Adelaide (L1-2)		●	●	●	●	●	○	●				●	●		●		●	●						○
New Zealand (W1-0)		●	●	●	●	●		○			●		●	○		●	○	●	●					○
Sydney (L1-2)	○	●	●	●	●	○		●				●			●	○	●	●						○
Newcastle (W5-1)	●	●		●		○		○			●		●	●		●	②	●	○					○
Central Coast (L0-4)	●	●		●		●		○	●		●		●	●		●	●	●	○					○
Melbourne (W2-1)	●		●		①	●		●		○	●		●	○		●	●	●	○					●
Queensland (D0-0)	○	○	●			●	●	●		●			●		●	●	●	●	●					●
Adelaide (W4-2)	○	●	●			○	○	●		●			●		●	③	●	●	●					○
New Zealand (W3-0)	○	●	●	●		○	○	●		●			○		●	●	●	○						○
Sydney (D0-0)	○	●	●	●		●		●		○	●		●			●		●						●
Newcastle (L0-1)	○	●	●	●		●		●		○	○		●			●	●	●						○
Central Coast (D2-2)	●	●	●	●		●	○	●		●	○		○			●	●	●						○
Melbourne (D2-2)	●	●	●	●		●	○	●			○		○			○	●	●	●					○
Queensland (L0-2)	○	●	●	●			●	●	○		○				●	●	●	●	●					○
Adelaide (L1-2)	○	●	●	●			●	●	○						●		●	●	●					○
New Zealand (W4-1)	○			○		●	●	○	●						●	●	●	●	②					○
Sydney (L1-2)	○		●	●		○	○	●			○				●	●	●	●	●					○
Newcastle (W3-1)		●				●	○	●			○				●	●	○	●	●					○
	●=starting appearance																							
	○=substitute appearance																							
	#=goals scored																							
	Adrian CACERES	Billy CELESKI	Simon COLOSIMO	Jamie COYNE	Brian DEANE	Bobby DESPOTOVSKI	Henry FA'ARODO	Jamie HARNWELL	Danny HAY	Matthew HORSLEY	Hiroyuki ISHIDA	Milan JOVANIC (GK)	Ante KOVACEVIC	Stephen MCMAHON	David MICEVSKI	Scott MILLER	Damian MORI	Jason PETKOVIC (GK)	Naum SEKULOVSKI	David TARKA	Ryan TOWNSEND	Nick WARD	Stuart YOUNG	
Appearances	18	18	17	17	7	19	11	21	4	9	16	1	11	12	5	16	17	20	17	3	2	21	5	
<i>Starting appearances</i>	7	17	17	17	6	19	5	21	2	7	6	1	9	9	5	16	15	20	14	2	1	13	2	
Goals	1	-	-	1	1	8	-	3	-	-	1	-	-	-	-	-	7	-	5	-	-	5	-	
Goal attempts - total	21	19	16	10	9	60	5	10	-	-	11	-	2	5	5	4	37	-	25	-	-	29	4	
<i>Goal attempts - on target</i>	14	12	3	4	5	34	2	4	-	-	4	-	1	1	3	4	24	-	10	-	-	14	2	
From inside/outside box	8/6	4/8	1/2	2/2	5/-	16/18	1/1	4/-	-	-	2/2	-	1/-	1/-	-3	2/2	17/7	-	9/1	-	-	7/7	2/-	
Goal assists	1	-	2	4	1	3	-	-	1	1	2	-	-	-	-	2	1	-	1	-	-	2	-	
Passes - attempted	271	648	689	645	163	477	95	453	87	177	198	3	201	289	132	484	239	107	323	21	20	522	66	
<i>Passes - completed</i>	217	519	564	520	102	348	76	360	81	157	174	2	161	227	115	382	169	57	260	15	18	402	47	
Crosses	37	31	21	68	1	31	6	2	-	4	47	-	-	7	4	19	22	-	42	1	-	27	6	
Tackles - attempted	42	52	108	73	2	13	21	58	11	32	33	-	23	37	11	38	12	-	37	5	-	77	5	
<i>Tackles - completed</i>	30	38	74	47	2	8	7	39	8	23	19	-	18	33	7	28	5	-	18	5	-	50	3	
Fouls conceded	10	14	37	20	6	17	11	19	2	4	11	-	6	15	9	11	24	-	18	2	-	23	2	
<i>Fouls won</i>	10	27	34	8	15	24	13	23	1	9	22	-	1	11	9	27	24	5	7	2	-	29	3	
Off-sides conceded	1	3	-	1	4	23	2	-	-	-	-	-	-	-	-	1	32	-	2	-	-	1	-	
Yellow cards	-	4	5	3	1	1	-	2	1	-	-	-	2	1	-	1	-	-	-	1	-	1	-	
Red cards	-	-	-	-	-	-	-	-	-	-	-	-	-	-	-	-	-	-	-	-	-	-	-	

Coaches: Steve McMahon 15 matches (W6-D4-L5)
Alan Vest 6 matches (W2-D1-L3)



Leo BERTOS

midfielder

born **20-Dec-81**

height **177cm**

weight **79kg**

Born: Wellington, New Zealand. **Nationality:** New Zealander.
Senior career: 2000 Olympic Wellington (New Zealand), 2001–2003 Barnsley (England), 2003–2005 Rochdale (England), 2005 Chester City (England), 2005–2006 York City (England), 2006 Scarborough (England), 2006 Worksop (England).

National league statistics: Barnsley 12 apps (1 gl), Rochdale 82 apps (13 gls), Chester City 5 apps, York City 4 apps, Scarborough 1 app, Worksop 8 apps (2 gls). **Representative honours:** New Zealand senior team 2003–2006 (15 A matches), under 23, youth.

Made his debut for the New Zealand national team in the 2003 AFC/OFC Challenge match against Iran



Jeremy CHRISTIE

midfielder

born **22-May-83**

height **180cm**

weight **75kg**

Born: Whangarei, New Zealand. **Nationality:** New Zealander.
Junior clubs: Hikurangi, Whangarei City, MAGS. **Senior career:** 1999 Northland (New Zealand), 2000–2002 Barnsley (England), 2003–2004 Football Kingz (Australia), 2004–2005 Waitakere United (New Zealand), 2005–2006 New Zealand Knights (A-League). **Hyundai A-League statistics:** New Zealand Knights 10 apps (1 gl). **Other national league statistics:** Football Kingz 18 apps (1 gl), Barnsley (1 app). **Representative honours:** New Zealand senior team 2005–2006 (8 A matches), U-23, U-20, U-17. **Career highlights:** captained the NZ side at the 1999 U-17 world cup, held in NZ... made a one-off appearance in an English Division One match on the last day of the 2001-02 season, for Barnsley (W1-0 v Wimbledon)... also made an FA Cup appearance, in a third round replay match against Blackburn (L1-3), January 2002.



Simon COLOSIMO

midfielder

born **08-Jan-79**

height **183cm**

weight **75kg**

Born: Melbourne. **Junior club:** Thomastown. **Senior career:** 1996–1997 Australian Institute of Sport, 1997–2000 Carlton (Australia), 2001 South Melbourne (Australia), 2001–2002 Manchester City (England), 2002–2003 Royal Antwerp (Belgium), 2003 Perth Glory (Australia), 2003–2004 Parramatta Power (Australia), 2004 Pahang (Malaysia), 2005–2006 Perth Glory (A-League). **Hyundai A-League statistics:** Perth Glory 17 apps. **Other national league statistics:** Carlton 50 apps (10 gls), South Melbourne 18 apps (2 gls), Manchester City 6 apps, Perth Glory 14 apps, Parramatta Power 23 apps (1 gl). **Representative honours:** Australian senior team 1998–2005 (25 matches, 3 goals), under 23, under 20. **Career highlights:** Cup (Nigeria) 1999... Olympic Games (Sydney) 2000... U-20 world cup (Nigeria) 1999... NSL Grand Final winner & player of the match 2002-03.



Jamie COYNE

defender

born **02-Jan-81**

height **187cm**

weight **84kg**

Born: Sydney. **Junior club:** Perth SC. **Senior career:** 1998–1999 West Ham United (England), 2000–2002 Perth SC (WA), 2002–2004 Perth Glory (Australia), 2004–2005 Den Haag (Netherlands), 2005–2006 Perth Glory (A-League). **Hyundai A-League statistics:** Perth Glory 17 apps (1 gl). **Other national league statistics:** Perth Glory 33 apps. **Career highlights:** won two WA state league championships with Perth SC, in 2000 and 2001... WA Player of the Year 2002... NSL Grand Final winner 2003-04 (for Perth Glory, W1-0 v Parramatta Power).

Son of 1970s Australian national team player John... his stint at West Ham in 1998 was hampered by a serious knee injury.



Bobby DESPOTOVSKI


striker

born 14-Jul-71

height 180cm

weight 81kg

Born: Perth. **Junior club:** Red Star Soccer School (Serbia). **Senior career:** 1989–1991 Dinamo Pancevo (Yugoslavia), 1994 Floreat Athena (WA), 1994–1995 Heidelberg (Australia), 1995–1996 Morwell Falcons (Australia), 1996 Heidelberg (Vic), 1996–2004 Perth Glory (Australia), 2004–2005 Bonnyrigg (NSW), 2005–2006 Perth Glory (A-League). **Hyundai A-League statistics:** Perth Glory 19 apps (8 gls). **Other national league statistics:** Heidelberg 18 apps (9 gls), Morwell Falcons 6 apps (1 gl), Perth Glory 212 apps (102 gls). **Representative honours:** Australian senior team 2002 (4 matches, 5 goals). **Career highlights:** NSL grand final winner 2002-03, 2003-04... Perth Glory's highest goalscorer during its time in the NSL... Hyundai A-League 2005-06 top goalscorer and 2006 Johnny Warren Medal winner.



Luka GLAVAS


striker

born 20-Jan-85

height 185cm

weight 71kg

Born: Australia. **Junior club:** Hurstville Zagreb. **Senior career:** 2003–2004 Hurstville Zagreb (NSW), 2004–2005 Sydney United (NSW), 2005 Melbourne Knights (Vic), 2006 Sydney United (NSW). **Career highlights:** Scored a stunning four goals in the 2006 NSW Premier League Grand final where Sydney United defeated Blacktown 4-0 – earning him player of the match. *Trialled at Croatian giants Hajduk Split... one of the last players signed on by the Glory for the Hyundai A-League 2006-07 season, after impressing newly-appointed Glory coach Ron Smith in August 2006.*



Jamie HARNWELL

defender

born 21-Jul-77

height 188cm

weight 93kg

Born: Perth. **Junior club:** Sorrento. **Senior career:** 1996 Sorrento (WA), 1997 Kingsway Olympic (WA), 1998 Sorrento (WA), 1998–2003 Perth Glory (Australia), 2003 Leyton Orient (England), 2003–2004 Perth Glory (Australia), 2004 Sorrento (WA), 2005–2006 Perth Glory (A-League). **Hyundai A-League statistics:** Perth Glory 21 apps (3 gls). **Other national league statistics:** Perth Glory 146 apps (19 gls), Leyton Orient 3 apps. **Career highlights:** NSL grand finalist 1999-00, 2001-02... NSL grand final winner 2002-03, 2003-04... scored Perth Glory's opening goal in its first NSL grand final win, a 2-0 victory over Sydney Olympic in 2003.

Perth Glory captain in 2005-06 and 2006-07



Ante KOVACEVIC

defender


born 13-Jun-74

height 186cm

weight 89kg

Born: Melbourne. **Junior club:** St Albans (Melbourne). **Senior career:** 1992–1994 St Albans (Vic), 1994–2000 Melbourne Knights (Australia), 2000–2003 Adelaide City (Australia), 2003–2004 South Melbourne (Australia), 2004 Selangor (Malaysia), 2005–2006 Perth Glory (A-League). **Hyundai A-League statistics:** Perth Glory 11 apps. **Other national league statistics:** Melbourne Knights 138 apps (2 gls), Adelaide City 80 apps, South Melbourne 26 apps (2 gls). **Career highlights:** NSL grand final winner 1994-95 (with Melbourne Knights, W2-0 v Adelaide City) and 1995-96 (with Melbourne Knights, W2-1 v Marconi)... NSL finalist 1996-97, 2002-03, 2003-04.

Hardly missed a match in a ten year NSL stint from 1994 to 2004



Stan LAZARIDIS

midfielder

born 16-Aug-72

height 175cm

weight 75kg

Born: Perth. **Junior club:** Kingsway Olympic. **Senior career:** 1992–1995 West Adelaide (Australia), 1995–1999 West Ham United (England), 1999–2006 Birmingham City (England). **National league statistics:** West Adelaide 73 apps (5 gls), West Ham United 69 apps (3 gls), Birmingham City 191 apps (8 gls). **Representative honours:** Australian senior team 1993–2006 (71 matches), under 23, under 17. **Career highlights:** Olympic Games (Sydney) 2000 (over-age player)... Australian 2006 FIFA World Cup squad.

260 English league appearances, including 166 in the Premier League... selected in Australia's squad to take on Kuwait August 2006 but withdrew due to injury... Australia's eighth most capped national team player (57 "A" internationals).



Josip MAGDIC

midfielder

born 19-Dec-85

height 185 cm

weight 82kg

Born: Nova Gradiska, Croatia.

Junior club: Floreat Athena.

Senior career: 2002–2004 Floreat Athena (WA), 2004–2005 NK Slavonija (Croatia), 2006 Floreat Athena (WA). **Career highlights:** state under-16 and Schoolboys representative honours.

Recruited by Perth Glory in 2006 after impressive performances in the WA state league with Floreat Athena



David MICEVSKI

midfielder

born 25-Feb-86

height 182cm

weight 79kg

Born: Perth. **Junior clubs:** Stirling, Perth SC.

Senior career: 2003–2005 Perth SC (WA), 2005–2006 Perth Glory (A-League).

Hyundai A-League statistics: Perth Glory 5 apps.

Representative honours: Australian under 23.

Called up to the Australian Under-23 team in 2006 – initially took part in AIS training camps February and March, then toured Vietnam in April where he took part in all three of Australia's matches (v D0-0 v Iran, D0-0 v Vietnam, W1-0 v Uzbekistan) at the Under-23 four nation tournament



Jason PETKOVIC

goalkeeper

born 07-Dec-72

height 194cm


weight 85kg

Born: Perth. **Junior club:** Spearwood Dalmatinac. **Senior career:** 1991–1993 Spearwood Dalmatinac (WA), 1993–1999 Adelaide City (Australia), 1999–2004 Perth Glory (Australia), 2004–2005 Konyaspor (Turkey), 2005–2006 Perth Glory (A-League).

Hyundai A-League statistics: Perth Glory 20 apps. **Other national league statistics:** Adelaide City 155 apps, Perth Glory 146 apps, Konyaspor 13 apps. **Representative honours:**

Australian senior team 1995–2002 (16 matches). **Career highlights:** NSL grand finalist 1994-95, 1999-00, 2001-02... NSL grand final winner 2002-03 (with Perth Glory, W2-0 v Sydney Olympic) and 2003-04 (with Perth Glory, W1-0 v Parramatta Power)... NSL Goalkeeper of the Year 2003-04.

Kept eight clean sheets for the Qantas Socceroos, including v Japan 1996 (W3-0), South Korea 1998 (W1-0) and USA 1998 (D0-0)



**Mark
ROBERTSON**


midfielder

born **06-Apr-77**

height **180cm**

weight **76kg**

Born: Sydney. **Senior career:** 1993 Eastern Suburbs (NSW), 1994 Stanmore (NSW), 1994–1997 Marconi Stallions (Australia), 1997–1999 Burnley (England), 1999–2000 Wollongong Wolves (Australia), 1999–2000 Burnley (England), 2000–2001 Swindon Town (England), 2001–2003 Dundee (Scotland), 2003–2004 St Johnstone (Scotland), 2004–2006 Stockport County (England). **National league statistics:** Marconi 23 apps, Burnley 36 apps (1 gl), Wollongong Wolves 12 apps, Swindon Town 10 apps (1 gl), Dundee 25 apps, St Johnstone 19 apps (2 gls), Stockport County 32 apps (1 gl). **Representative honours:** Australian senior team 2001 (1 match), under 23, under 20. **Career highlights:** U-20 world cup (Malaysia) 1997... NSL grand final winner 1999-00. *Took part in the 2001 Australia–Japan AFC/OFC Cup match*



**Mimi
SARIC**

striker

born **03-Sep-83**

height **177cm**

weight **73kg**

Born: Pozega, Croatia. **Senior career:** Campbelltown (SA), 2000 Australian Institute of Sport, 2001 Raiders (SA), 2001–2003 Adelaide City (Australia), 2003–2004 Adelaide United (Australia), 2004 Raiders (SA), 2004–2005 Cibalia Vinkovci (Croatia), 2005–2006 Raiders (SA). **National league statistics:** Adelaide City 10 apps (1 gl), Adelaide United 14 apps (2 gls). **Representative honours:** Australian under 17. **Career highlights:** scored just 7 minutes after coming on in his first NSL match - for Adelaide City against Melbourne Knights in January 2002 aged just 18... assisted Croatian second division club Cibalia to promotion in his one and only season abroad 2004-05. *One of the last players signed on by the Glory for 2006-07, after impressing newly-appointed coach Ron Smith in August 2006.*



**Naum
SEKULOVSKI**

midfielder

born **14-May-82**

height **181cm**

weight **81kg**

Born: Melbourne. **Junior club:** Springvale City (Melbourne). **Senior career:** 1998 Moorabbin City (Vic), 1999 Oakleigh (Vic), 1999–2001 Morwell Falcons (Australia), 2001–2003 Wollongong Wolves (Australia), 2003–2004 Parramatta Power (Australia), 2004 Preston (Vic), 2005–2006 Perth Glory (A-League). **Hyundai A-League statistics:** Perth Glory 17 apps (5 gls). **Other national league statistics:** Morwell Falcons 24 apps (2 gls), Wollongong Wolves 39 apps (7 gls), Parramatta Power 4 apps (1 gl). **Representative honours:** Australian under 23, under 17. **Career highlights:** two appearances for the Australian Under-23 team against Colo Colo, 2002.



**David
TARKA**


defender

born **11-Feb-83**

height **190cm**

weight **85kg**

Born: Perth. **Junior clubs:** Spearwood Dalmatinac, Fremantle United. **Senior career:** 2000–2001 Australian Institute of Sport, 2001–2003 Perth Glory (Australia), 2003–2005 Nottingham Forest (England), 2005–2006 Perth Glory (A-League). **Hyundai A-League statistics:** Perth Glory 3 apps. **Other national league statistics:** Perth Glory 45 apps (1 gl). **Representative honours:** Australian senior team (2 matches), under 23, under 20. **Career highlights:** NSL grand finalist 2001-02... NSL grand final winner 2002-03 (with Perth Glory, W1-0 v Sydney Olympic)... U-20 world cup (UAE) 2003 – started in all four of Australia’s matches, including W3-2 v Brazil. *Persistent hamstring problems limited his appearances to just three in the Hyundai A-League 2005-06 season.*



Ryan TOWNSEND

defender

born **02-Sep-85**

height **183cm**

weight **86kg**

Born: Manchester, England. **Junior clubs:** Kingsway Olympic, Sorrento, Joondalup. **Senior career:** 2002–2005 Burnley (England), 2005–2006 Perth Glory (A-League). **Hyundai A-League statistics:** Perth Glory 2 apps. **Other national league statistics:** Burnley 1 app. **Representative honours:** Australian under 23, under 20. **Career highlights:** U-20 world cup (Netherlands) 2005 – scored the equaliser in Australia's 1-1 group stage match against Japan.

Went to England for trials as a 16 year old in 2002 where he was signed up for Burnley on a three year scholarship... initially joined Perth Glory in the latter stages of the Hyundai A-League 2005-06 season on a short-term contract.



Aleks VRTESKI

goalkeeper

born **28-Sep-88**


height **194cm**

weight **104kg**

Born: Karratha. **Junior clubs:** Stirling, Perth SC, Future Glory, Sorrento. **Senior career:** 2004 Sorrento (WA), 2005 Stirling Lions (WA), 2006 Australian Institute of Sport.

Representative honours: Australian under 20, under 17. **Career highlights:** U-17 world cup (Peru) 2005 – played in all three of Australia's matches.

Played in the first stage 2007 U-20 world cup qualifiers in Sri Lanka – kept a clean sheet v Sri Lanka (W4-0)... toured South America with the Australian Under-20 team in August 2006... selected in two Under-23 training camps in 2006



Adrian WEBSTER

midfielder


born **11-Oct-80**

height **178cm**

weight **70kg**

Born: New Zealand. **Senior career:** 1996–1999 Charlton Athletic (England), 1999–2000 Colchester United (England), 2002 Margate (England), 2002–2003 Maidstone (England), 2003–2004 St George (NSW), 2004–2005 Darlington (England).

Other national league statistics: Margate 1 app, Darlington 22 apps. **Representative honours:** New Zealand senior team 2005–2006 (5 A matches), youth. **Career highlights:** made his debut for the New Zealand national team against Australia (London) June 2005.



Stuart YOUNG

striker

born **16-Dec-72**

height **183cm**

weight **85kg**

Born: Hull, England. **Nationality:** English. **Senior career:** 1990–1991 Arsenal (England), 1991–1992 Hull City (England), 1993 Northampton Town (England), 1993–1994 Scarborough (England), 1994–1996 Scunthorpe United (England), 1997–1999 Woodlands Wellington (Singapore), 1999–2004 Wollongong Wolves (Australia), 2005–2006 Perth Glory (A-League). **Hyundai A-League statistics:** Perth Glory 5 apps. **Other national league statistics:** Hull City 19 apps (2 gls), Northampton Town 8 apps (2 gls), Scarborough 41 apps (10 gls), Scunthorpe United 28 apps (3 gls), Wollongong Wolves 130 apps (60 gls). **Career highlights:** NSL grand final winner 1999-00 (with Wollongong Wolves, D3-3 won on penalties v Perth Glory) and 2000-01 (with Wollongong Wolves, W2-1 v South Melbourne).

Wollongong Wolves captain 2002–2004

SQUAD LIST

No.	Player	Main position	Date of birth	Age*	Height	Weight	Last major club
1	Jason PETKOVIC	Goalkeeper	07-12-72	33	194	85	Konyaspor (Turkey)
2	Ryan TOWNSEND	Defender	02-09-85	20	183	86	Burnley (England)
3	David TARKA	Defender	11-02-83	23	190	85	Nottingham Forest (England)
4	Simon COLOSIMO	Midfielder	08-01-79	27	183	75	Parramatta Power (Australia)
5	Jamie HARNWELL	Defender	21-07-77	29	188	93	Leyton Orient (England)
6	Jeremy CHRISTIE (NZL)	Midfielder	22-05-83	23	180	75	New Zealand Knights (Australia)
7	Mislav (Mimi) SARIC	Striker	03-09-83	22	177	73	Adelaide United (Australia)
8	David MICEVSKI	Midfielder	25-02-86	20	182	79	Perth SC (WA)
9	Luka GLAVAS	Striker	20-01-85	21	185	71	Sydney United (NSW)
10	Bobby DESPOTOVSKI	Striker	14-07-71	35	180	81	Morwell(Australia) / Heidelberg(Vic)
11	Stan LAZARIDIS	Midfielder	16-08-72	34	175	75	Birmingham City (England)
12	Leo BERTOS (NZL)	Midfielder	20-12-81	24	177	79	Worksop (England)
13	Ante KOVACEVIC	Defender	13-06-74	32	186	89	South Melbourne (Australia)
14	Jamie COYNE	Defender	02-01-81	25	187	84	Den Haag (Netherlands)
15	Mark ROBERTSON	Midfielder	06-04-77	29	180	76	Stockport County (England)
16	Adrian WEBSTER (NZL)	Midfielder	11-10-80	25	178	70	Darlington (England)
17	Stuart YOUNG (ENG)	Striker	16-12-72	33	183	85	Wollongong Wolves (Australia)
18	Josip MAGDIC	Midfielder	19-12-85	21	180	80	Floreat Athena (WA)
19	Naum SEKULOVSKI	Midfielder	14-05-82	24	181	81	Parramatta Power (Australia)
20	Aleks VRTESKI	Goalkeeper	28-09-88	17	194	104	Stirling Lions (WA)

*Age (& all other player profile statistics) as at 25-Aug-06. Height in cm. Weight in kg.

COACHES



RON SMITH

head coach

main coaching roles:

Victorian State Coach/Director 1975–1978
 Queensland State Coach/Director 1980–1982
 AIS: assistant 1982–86, head coach 1986–96
 Malaysia: Sabah 1995–1997, Johor 1998–1999
 Malaysia National Director 1999–2002

- Born 5 May 1949 in London, moved to Australia 1974 and played with South Melbourne
- Various coaching qualifications including English FA full award (obtained 1973), FIFA Instructor Oceania (1980) and Asia (1999), UEFA 'A' Licence (2002)
- Employed as a Performance Analyst and Coaching Consultant 2002–2004
- FFA Technical Manager 2004–2006, including 2006 FIFA World Cup



DAVID MITCHELL

assistant coach

main coaching roles:

Sydney Olympic (Australia) 1996–1997
 Sydney United (Australia) 1997–1999
 Parramatta Power (Australia) 1999–2002

- Born 13 June 1962 in Scotland, raised in South Australia
- Played for several high-profile clubs including Glasgow Rangers (Scotland), Eintracht Frankfurt (Germany), Feyenoord (Netherlands), Chelsea (England) and Newcastle United (England), plus several Australian clubs, from 1983 to 1996
- Represented Australia on 44 occasions, including three World Cup campaigns
- Took Sydney Utd to 1999 NSL Grand Final

2006 PRE-SEASON CUP

Group B	Date	Opponent	Venue	Score	Scorers
Round 1	14-07-06	Central Coast Mariners	Central Coast Stadium	L1-2	Bertos 62'
Round 2	21-07-06	Melbourne Victory	Dorrien Gardens, Perth	D1-1	Young 59'
Round 3	29-07-06	Adelaide United	Dorrien Gardens, Perth	D0-0	
Bonus Round	05-08-06	Sydney FC	WIN Stadium, Wollongong	L0-3	

Perth Glory finished fourth in group and qualified for 5th–8th place play-offs

Playoffs	10-08-06	New Zealand Knights	North Harbour Stadium	W1-0	Young 86'
Finals	18-08-06	Melbourne Victory	Olympic Park	L0-1	

Perth Glory finished in 6th position

HYUNDAI A-LEAGUE 2006-07 FIXTURES

	Date	Time	Opponent	Venue	Score
1	Sat 26-08-06	5:00pm	Queensland Roar	Suncorp Stadium
2	Sun 03-09-06	3:00pm	Central Coast Mariners	Members Equity Stadium
3	Sun 10-09-06	3:00pm	Sydney FC	Members Equity Stadium
4	Sat 16-09-06	5:00pm	Adelaide United	Hindmarsh Stadium
5	Sun 24-09-06	3:00pm	Melbourne Victory	Members Equity Stadium
6	Fri 29-09-06	6:00pm	Newcastle Jets	EnergyAustralia Stadium
7	Fri 06-10-06	8:00pm	New Zealand Knights	Members Equity Stadium
8	Sun 15-10-06	5:00pm	Queensland Roar	Members Equity Stadium
9	Fri 20-10-06	6:00pm	Central Coast Mariners	Bluetongue Central Coast Stadium
10	Sun 29-10-06	2:00pm	Sydney FC	Aussie Stadium
11	Sun 05-11-06	2:00pm	Adelaide United	Hindmarsh Stadium
12	Thu 09-11-06	5:00pm	Melbourne Victory	Olympic Park
13	Sat 18-11-06	5:00pm	Newcastle Jets	Members Equity Stadium
14	Sun 26-11-06	4:00pm	New Zealand Knights	Members Equity Stadium
15	Sat 02-12-06	5:00pm	Queensland Roar	Suncorp Stadium
16	Sun 10-12-06	2:00pm	Central Coast Mariners	Bluetongue Central Coast Stadium
17	Thu 14-12-06	5:00pm	Sydney FC	Aussie Stadium
18	Thu 28-12-06	7:00pm	Adelaide United	Members Equity Stadium
19	Sun 07-01-07	6:00pm	Melbourne Victory	Members Equity Stadium
20	Sun 14-01-07	6:00pm	Newcastle Jets	Members Equity Stadium
21	Sun 21-01-07	2:00pm	New Zealand Knights	North Harbour Stadium

Perth times shown for all matches. Time/date/venue subject to change.



QUEENSLAND ROAR



Home ground

SUNCORP STADIUM

Address: 40 Castlemaine St, Milton

Postal address: PO Box 1658, Milton BC QLD 4064

Telephone: (07) 3331 5000

Website: www.suncorpstadium.com.au

Capacity: 52,500

Transport

Nearest train station: Milton Station (600m from stadium), Roma Street Station (1.2km from stadium)
train enquiries 13 12 30 or www.transinfo.com.au

Nearest bus stop: bus station underneath stadium,
- also Given Terrace, Paddington
bus enquiries 13 12 30 or web www.transinfo.com.au

Nearest taxi rank: Castlemaine St, Milton
taxi enquiries 13 19 24 or www.yellowcab.com.au

Ticketing

Agency name: Ticketek

Sales platforms: Ticketek - outlets, internet, phone bookings and at the gate on match day

Agency contact details: call 132 849 or visit www.ticketek.com.au

Club colours

	home	away
Shirt:	orange, maroon & blue trim	white, orange trim
Shorts:	blue, orange trim	maroon, white trim
Socks:	maroon	white

Club contact details

Telephone: (07) 3712 3333

Fax: (07) 3271 5785

Email: admin@qldroar.com.au

Website: www.qldroar.com.au

Training Grounds: Luxury Paints Stadium,
133 Pine Road, Richlands QLD 4077

Postal address: Locked Bag 5000,
Sumner Park QLD 4074

Club shop address: 133 Pine Road, Richlands 4077

Key personnel

Chairman: John Ribot

CEO: Lawrence Oudendyk

Director of Football & Head Coach:
Miron Bleiberg

Assistant Coaches: Tae-Yong Shin & Rado Vidusic

Goalkeeping Coach: Fernando vaz Alves

Media

Media manager: Neil Favager

telephone: 0407 843 544

email: nfavager@qldroar.com.au

Match day media contact: Neil Favager

Alternate match day media contact:
Michelle Fowler 0437 345 952

Media box location: Level 5, West Stand (via Gate F)

Photographer's room location: Level 1, West Stand

Radio booths location: Level 8, West Stand

Nearest car parking: Media parking at stadium is limited & must be booked prior to match by contacting Neil Favager (07) 3712 3334. There is a 1.5km parking exclusion zone around stadium. Paid parking in Kings Car Park, Little Cribb St, Milton

HYUNDAI A-LEAGUE 2005-06 SEASON REVIEW

Round	Date	Opponent (home/away)	Result	Score	(h/t)	Pos.	Scorers	Crowd
1	28-Aug	New Zealand Knights (H)	W	2-0	(0-0)	1st	Brosque 80', Baird 86'	20,725
2	02-Sep	Adelaide United (A)	D	0-0	(0-0)	2nd		11,020
3	10-Sep	Perth Glory (A)	L	1-2	(0-0)	3rd	Moon 76'	8,509
4	18-Sep	Melbourne Victory (H)	D	1-1	(0-0)	4th	Baird 62'	15,444
5	23-Sep	Sydney FC (H)	L	1-3	(0-1)	7th	own goal 51'	23,142
6	01-Oct	Newcastle Jets (A)	W	1-0	(0-0)	4th	Moon 67'	7,436
7	07-Oct	Central Coast Mariners (H)	D	1-1	(0-1)	5th	Seo 56'	13,195
8	16-Oct	New Zealand Knights (A)	W	2-0	(1-0)	5th	Seo 8', Baird 57'	4,182
9	22-Oct	Adelaide United (H)	L	1-2	(0-0)	7th	Brownlie 65'	15,181
10	29-Oct	Perth Glory (H)	D	0-0	(0-0)	7th		13,685
11	04-Nov	Melbourne Victory (A)	W	1-0	(1-0)	5th	McKay 15'	13,239
12	13-Nov	Sydney FC (A)	L	0-1	(0-0)	6th		13,030
13	20-Nov	Newcastle Jets (H)	L	0-1	(0-1)	7th		13,004
14	25-Nov	Central Coast Mariners (A)	D	2-2	(1-0)	7th	Brosque 7', 78'	5,194
15	01-Dec	New Zealand Knights (H)	D	1-1	(1-1)	7th	Brownlie 28'	8,607
16	01-Jan	Adelaide United (A)	L	2-4	(1-3)	7th	Brosque 11', Baird 83'	8,426
17	07-Jan	Perth Glory (A)	W	2-0	(1-0)	6th	Da Costa 11', Baird 80'	11,087
18	15-Jan	Melbourne Victory (H)	L	0-1	(0-0)	7th		12,710
19	20-Jan	Sydney FC (H)	W	2-1	(0-0)	6th	Brosque 60', 70'	13,302
20	26-Jan	Newcastle Jets (A)	W	5-0	(2-0)	5th	Reinaldo 10', Richter 44', Brosque 52', McKay 84', Murdocca 93'	10,271
21	04-Feb	Central Coast Mariners (H)	D	2-2	(1-1)	6th	Brosque 3', Baird 60'	13,641

	Played	21
	Won	7
	Drew	7
	Lost	7
	Goals for	27
		<i>1.3 per game</i>
	Goals against	22
		<i>1.0 per game</i>
Goal scorers	Alex Brosque 8, Michael Baird 6, Royce Brownlie 2, Reinaldo 2, Matthew McKay 2, Warren Moon 2, Hyuk-Su Seo 2, Massimo Murdocca 1, Jonathan Richter 1	
Goalkeepers	Tom Willis	15 games (6 clean sheets)
	Scott Higgins	6 games (2 clean sheets)


HYUNDAI A-LEAGUE 2005-06 SEASON LINE-UPS & PLAYER STATISTICS

New Zealand (W2-0)	①	①	●	●			●		●		●	●		○	●		●	●	○					●
Adelaide (D0-0)	○	●		●		●	●		●		●	●			●		●	●				○		●
Perth (L1-2)	●	●		●		●	○		●	●	●	●		⊖	●		○	●			●			●
Melbourne (D1-1)	①	●	○			●	●	○	●		●	●		○	●		●	●						●
Sydney (L1-3)	●	○	●	●		●	●		●		●			●	●		○	●				○		●
Newcastle (W1-0)	●	●		●		●	●		●		●	●		⊖	●		○	●			○			●
Central Coast (D1-1)	○	●		●		●		●	●		○			●	●		●	⊖			●	○		●
New Zealand (W2-0)	①	●	○	●	●	●	●	○	●	●	●			○	●			⊖						
Adelaide (L1-2)	●	●	①	●	●	○	●		●	●	●			○	●			●						
Perth (D0-0)	●	●			●	●	●		●		●	●		○	●		○	●						●
Melbourne (W1-0)	○	●	●	●		●	●		●		●	⊖			●		○	●			○			●
Sydney (L0-1)	○	●	●	●	●	○	●	●	●		●	●			○		●	●						●
Newcastle (L0-1)	●	●		●	○	●		●	●		●			●	●		○	●			○			●
Central Coast (D2-2)	○	②			○	●	●	●			●	●		○	●		●	●			○	●		●
New Zealand (D1-1)		●	①	●	○	○					●	●		●	●		●	●			○	●		●
Adelaide (L2-4)	①	①		●	○	●		●	●		●	●		○	●	●	○	●						●
Perth (W2-0)	①	●		●		●		○			●	●	●	○	●	⊖		●			●			●
Melbourne (L0-1)	●	●		●	○	●					●	●	●	○	●	●	○	●			○			●
Sydney (W2-1)	●	②	○	●				○		●	●	●	●	○	●	●	●	●					○	
Newcastle (W5-0)	○	⊖	○	●		●				●	●	⊖	●	○	⊖	⊖	⊖	●					○	
Central Coast (D2-2)	①	①		●		●				●	●	●	●	○	●	●	●	●					○	

●=starting appearance
○=substitute appearance
#=goals scored

	Michael BAIRD	Alex BROSQE	Royce BROWNLIE	Remo BUJESS	Oswaldo CARRO	Spase DILEVSKI	Karl DODD	Todd GAVA	Chad GIBSON	Scott HIGGINS (GK)	Josh MCCLOUGHAN	Matthew MCKAY	Stuart MCLAREN	Warren MOON	Massimo MURDOCCA	Reinaldo DA COSTA	Jonathan RICHTER	Hyuk-Su SEO	Tae-Yong SHIN	Jordan SIMPSON	Tyler SIMPSON	Reece TOLLENAERE	David WILLIAMS	Tom WILLIS (GK)
Appearances	20	21	10	18	9	19	12	9	14	6	16	18	9	15	21	6	17	21	1	6	4	3	2	15
<i>Starting appearances</i>	10	20	5	18	4	16	11	5	14	6	15	18	9	4	20	6	9	21	-	2	3	-	-	15
Goals	6	8	2	-	-	-	-	-	-	-	-	2	-	2	1	2	1	2	-	-	-	-	-	-
Goal attempts - total	56	87	17	12	13	20	3	3	13	-	7	28	4	16	23	10	33	32	2	6	2	2	1	-
Goal attempts - on target	34	51	9	2	8	9	1	1	6	-	2	13	-	9	11	7	19	13	1	3	2	1	1	-
From inside/outside	18/16	20/31	8/1	2/-	1/7	2/7	1/-	-/1	-/6	-	2/-	5/8	-	3/6	3/8	6/1	10/9	1/12	1/-	1/2	1/1	1/-	1/-	-
Goal assists	3	6	-	-	2	2	-	1	-	-	-	-	-	1	2	2	1	-	-	1	-	-	-	-
Passes - attempted	310	549	115	525	169	561	367	113	397	21	357	770	188	217	834	82	268	962	12	41	89	25	13	56
Passes - completed	231	457	89	437	142	439	292	91	317	19	288	617	147	163	674	60	214	790	12	27	65	16	9	40
Crosses	22	31	4	16	15	65	7	6	2	-	6	48	-	12	17	4	45	20	1	6	4	2	2	-
Tackles - attempted	30	48	20	74	15	44	48	18	40	-	50	87	24	18	75	4	55	112	2	7	12	4	1	-
Tackles - completed	21	33	11	57	6	24	39	13	32	-	39	53	16	15	44	2	33	86	2	4	10	3	1	-
Fouls conceded	30	35	17	25	1	27	17	7	8	-	20	30	13	7	16	6	30	36	-	4	4	-	1	1
Fouls won	26	33	18	17	11	14	18	5	12	4	7	30	7	14	44	11	13	21	-	6	3	-	2	6
Off-sides conceded	18	7	13	-	1	5	-	-	-	-	1	3	-	2	-	10	11	-	-	3	-	-	-	-
Yellow cards	3	3	1	6	-	4	4	-	2	-	2	3	3	1	-	1	2	3	-	-	-	-	-	2
Red cards	1	-	-	-	-	1	-	-	-	-	-	2	-	-	-	-	-	-	-	-	-	-	-	-

Coach: Miron Bleiberg 21 matches (W7-D7-L7)



Remo BUESS

defender

born **13-Sep-77**

height **190cm**

weight **90kg**

Born: Basel, Switzerland. **Nationality:** Swiss. **Senior career:** 1996–1998 Basel (Switzerland), 1998–1999 Concordia Basel (Switzerland), 1999–2000 Muttenz (Switzerland), 2000–2003 Neuchatel Xamax (Switzerland), 2003–2005 Zurich (Switzerland), 2005–2006 Queensland Roar (A-League). **Hyundai A-League statistics:** Queensland Roar 18 apps. **Other national league statistics:** Neuchatel Xamax 97 apps (2 gls), Zurich 10 apps. **Representative honours:** Switzerland under 20, under 17, youth. **Career highlights:** UEFA Cup appearances with Swiss side Neuchatel Xamax.

The first Swiss player ever to play at the highest level of Australian domestic football.



Spase DILEVSKI

midfielder

born **13-May-85**

height **180cm**

weight **77kg**

Born: Melbourne. **Junior club:** Sydenham Park (Melbourne). **Senior career:** 2002–2003 PSV Eindhoven (Netherlands), 2003–2004 Rot-Weiss Essen (Germany), 2004–2005 Tottenham Hotspur (England), 2005–2006 Queensland Roar (A-League). **Hyundai A-League statistics:** Queensland Roar 19 apps. **Representative honours:** Australian under 23, under 20, under 17. **Career highlights:** U-17 world cup (Trinidad & Tobago) 2001... scored the winning goal in Australia's 3-2 win over Brazil at the 2003 U-20 world cup (UAE)... Olympic Games (Athens) 2004... U-20 world cup (Netherlands) 2005.

Called up for the Qantas Socceroo squad for Asian Cup matches against Bahrain (February 2006) and Kuwait (August 2006).



Chad GIBSON

defender

born **19-Jun-76**

height **185cm**

weight **75kg**

Born: Sydney. **Junior club:** Apia Leichhardt (Sydney). **Senior career:** 1992–1993 St George (NSW), 1994–1997 Sydney United (Australia), 1997 Johor (Malaysia), 1998–2001 Marconi Stallions (Australia), 2001 Bodo/Glimt (Norway), 2001–2004 Marconi Stallions (Australia), 2004–2005 Bankstown City (NSW), 2005–2006 Queensland Roar (A-League). **Hyundai A-League statistics:** Queensland Roar 14 apps. **Other national league statistics:** Sydney United 16 apps (1 gl), Marconi Stallions 126 apps (12 gls), Bodo/Glimt 7 apps. **Representative honours:** Australian under 20. **Career highlights:** Queensland Lions' inaugural Hyundai A-League captain.

A move abroad in 2001 was hampered by a major groin injury... featured in the Hyundai A-League's advertising campaign... missed the last few weeks of the 2005-06 season with a knee injury.



Ben GRIFFIN

defender

born **07-Mar-86**

height **186cm**

weight **85kg**

Born: Brisbane. **Junior club:** The Gap (Brisbane). **Senior career:** 2004 Queensland Lions (Qld), 2005–06 Queensland Roar (A-League). **Representative honours:** Australian under 23 (squad), under 20, under 17. **Career highlights:** U-17 World Cup (Finland) 2003 – played in all three of Australia's matches... selected as a standby player for the 2005 U-20 world cup (Netherlands).

A product of the Queensland Academy of Sport... the youngest player in Queensland Roar's inaugural Hyundai A-League 2005-06 squad... no Hyundai A-League appearances in 2005-06 but made regular appearances in the 2006 Pre-Season Cup.



Simon LYNCH


striker

born 19-May-82
height 182cm
weight 75kg

Born: Montreal, Canada. **Nationality:** Scottish. **Senior career:** 1999–2003 Celtic (Scotland), 2002–2004 Preston North End (England), 2003–2004 Stockport County (England), 2004 Preston North End (England), 2004–2005 Blackpool (England), 2005–2006 Dundee (Scotland). **Other national league statistics:** Celtic 4 apps (3 gls), Preston North End 45 apps (2 gls), Dundee 33 apps (13 gls). **Representative honours:** Scotland under 21, youth.

Career highlights: made his debut for Celtic in the Scottish Premier League in April 2000 (alongside Mark Viduka) aged just 17... scored 13 league goals in Scotland Division 1 in 2005-06 to be Dundee's highest scorer by far... scored three cup goals as Dundee made it to the semi-finals of the 2005-06 Scottish FA Cup.

Of Scottish parentage – born in Canada while his father was playing in the North American Soccer League.




Josh McCLOUGHAN

defender

born 12-Dec-75
height 191cm
weight 83kg

Born: Sydney. **Junior club:** Palm Beach. **Senior career:** 1992–2000 Palm Beach (Qld), 2001–2002 Gold Coast City (Qld), 2003 Gold Coast Knights (Qld), 2003–2004 Brisbane Strikers (Australia), 2005–2006 Queensland Roar (A-League). **Hyundai A-League statistics:** Queensland Roar 16 apps. **Other national league statistics:** Brisbane Strikers 24 apps (1 gl). **Career highlights:** NSL finalist 2003-04... Queensland state team.

Commenced his national league career in 2003-04 aged 28... missed five matches in 2005-06 due to a groin injury - Roar did not win any of these matches... promoted to Roar captain throughout Chad Gibson's absence (due to injury) in 2005-06.



Matthew McKAY

midfielder

born 11-Jan-83
height 171cm
weight 65kg

Born: Brisbane. **Junior clubs:** Sunnybank Saints, Mt Gravatt. **Senior career:** 2001 Australian Institute of Sport, 2001–2004 Brisbane Strikers (Australia), 2004 Eastern Suburbs (Qld), 2005–2006 Queensland Roar (A-League). **Hyundai A-League statistics:** Queensland Roar 18 apps (2 gls). **Other national league statistics:** Brisbane Strikers 51 apps (2 gls). **Representative honours:** Australian senior team 2006 (1 match), under 23, under 20. **Career highlights:** National Youth League (northern) Player of the Year 2000-01... scored the winning goal in Australia's 2-1 win over Canada at the 2003 U-20 world cup, virtually ensuring Australia's progress to the knock-out stage... made his debut for the Qantas Socceroos in the 2007 Asian Cup qualifier against Kuwait (W2-0), August 2006.

A product of the Queensland Academy of Sport.



Stuart McLAREN

defender

born 28-Aug-75
height 182cm
weight 79kg

Born: Glasgow, Scotland. **Senior career:** 1992–1993 Australian Institute of Sport, 1993–1996 Wollongong Wolves (Australia), 1996 Wollongong United (NSW), 1996–1998 Stirling Albion (Scotland), 1998 Rangers (Hong Kong), 1998–2003 Brisbane Strikers (Australia), 2003 Eastern Suburbs (Qld), 2003–2004 Brisbane Strikers (Australia), 2004 North Star (Qld), 2005 Sarawak (Malaysia), 2005 Brisbane Strikers (Qld), 2005–2006 Queensland Roar (A-League). **Hyundai A-League statistics:** Queensland Roar 9 apps. **Other national league statistics:** Wollongong Wolves 23 apps, Stirling Albion 47 apps (9 gls), Brisbane Strikers 144 apps (11 gls). **Representative honours:** Australian under 20. **Career highlights:** NSL finalist 2001-02, 2003-04.



Ante MILICIC

striker

born **04-Apr-74**

height **183cm**

weight **77kg**

Born: Sydney. **Junior clubs:** Sydney United, Hurstville Zagreb, Canterbury Districts (Sydney). **Senior career:** 1990–1991 AIS, 1992–1997 Sydney United (Australia), 1997–1999 NAC Breda (Netherlands), 1999–2001 Rijeka (Croatia), 2001–2002 Sydney United (Australia), 2002–2003 Sydney Olympic (Australia), 2003–2004 Parramatta Power (Australia), 2004 Pahang (Malaysia), 2005–2006 Newcastle Jets (A-League). **Hyundai A-League statistics:** Newcastle Jets 20 apps (7 gls). **Other national league statistics:** Sydney United 134 apps (48 gls), NAC Breda 47 apps (10 gls), Rijeka 51 apps (15 gls), Sydney Olympic 39 apps (30 gls), Parramatta Power 26 apps (20 gls). **Representative honours:** Australian senior team 2002–2005 (6 matches, 5 goals), under 23, under 20. **Career highlights:** U-20 world cup (Australia) 1993... NSL grand final winner and player of the match 2001-02... NSL Player of the Year and Top Goalscorer 2003-04.



Massimo MURDOCCA


midfielder

born **02-Sep-84**

height **165cm**

weight **60kg**

Born: Melbourne. **Junior clubs:** Regent Bulla, Fawkner (Melbourne). **Senior career:** 2000–2004 South Melbourne (Australia), 2004 Fawkner (Vic), 2005 Fawkner-Whittlesea (Vic), 2005–2006 Queensland Roar (A-League). **Hyundai A-League statistics:** Queensland Roar 21 apps (1 gl). **Other national league statistics:** South Melbourne 59 apps (1 gl). **Representative honours:** Australian under 23, under 20, under 17. **Career highlights:** made his national league debut aged just 16... National Youth League (souther) Player of the Year 2000-01... runner up Under 21 NSL Player of the Year 2001-02... U-20 world cup (UAE) 2003... NSL finalist 2001-02, 2003-04... Australian U-23 matches against Colo Colo 2002 and in the 2004 Olympic Games qualification tournament, Sydney.



Sasa OGNENOVSKI

defender

born **03-Apr-79**

height **195cm**

weight **95kg**

Born: Melbourne **Senior career:** 1997–2000 Preston (Vic), 2000–2002 Melbourne Knights (Australia), 2002–2003 Panahaiki (Greece), 2003–2004 Preston (Vic), 2005–2006 Fawkner-Whittlesea (Vic). **National league statistics:** Melbourne Knights 51 apps, Panahaiki 2 apps. **Career highlights:** NSL finalist 2000-01, 2001-02.

Signed up by Queensland Roar in early 2006 after impressive form in the Victorian Premier League... one of the largest outfield players in the 2006-07 Hyundai A-League.



Andrew PACKER

midfielder


born **16-Jun-80**

height **180cm**

weight **78kg**

Born: Ipswich. **Senior career:** 1997–1999 Brisbane Strikers (Australia), 1999 Taringa Rovers (Qld), 1999–2000 Carlton (Australia), 2001–2003 Sydney Olympic (Australia), 2003 Cork City (Ireland), 2003–2004 Perth Glory (Australia), 2004 Queensland Lions (Qld), 2005–2006 Sydney FC (A-League). **Hyundai A-League statistics:** Sydney FC 20 apps (1 gl). **Other national league statistics:** Brisbane Strikers 14 apps, Carlton 38 apps, Sydney Olympic 68 apps (8 gls), Perth Glory 5 apps. **Representative honours:** Australian under 17. **Career highlights:** NSL grand final winner 2001-02... NSL grand finalist 2002-03... Hyundai A-League 2005-06 Grand Final winner.


A product of the Queensland Academy of Sport.



**Liam
REDDY**
goalkeeper

born **08-Aug-81**
height **189cm**
weight **96kg**

Born: Sydney. **Junior club:** Sutherland. **Senior career:** 1999 Australian Institute of Sport, 2000–2003 Parramatta Power (Australia), 2003–2004 Sydney United (Australia), 2004–2005 Sydney United (NSW), 2005–2006 Newcastle Jets (A-League). **Hyundai A-League statistics:** Newcastle Jets 23 apps. **Other national league statistics:** Parramatta Power 39 apps (1 gl), Sydney United 24 apps. **Representative honours:** Australian under 20. **Career highlights:** NSL finalist 2002-03, 2005-06. *Son of rugby league legend Rod Reddy... did not miss a game for Newcastle Jets in the Hyundai A-League 2005-06 season.*



REINALDO
striker

born **13-Jun-84**
height **194cm**
weight **84kg**

Born: Itaberi, Brazil. **Nationality:** Brazilian. **Senior career:** 2004 America Mineiro (Brazil), 2005 Corinthians Alagoano (Brazil), 2005–2006 Queensland Roar (A-League). **Hyundai A-League statistics:** Queensland Roar 6 apps (2 gls). **Career highlights:** reportedly America Mineiro youth team top scorer 2004 (18 goals)... helped Corinthians Alagoano advance to the third phase of the the 2005 Copa Sao Paulo de Juniores, without losing a match.

From the small Brazilian town of Mariana, close to where Pele was born... trialled with Feyenoord (Netherlands)... signed with Queensland Roar in November 2005, initially on a six-week trial period.

Ful name: Reinaldo Elias da Costa



**Hyuk-Su
SEO**
midfielder

born **01-Oct-73**
height **178cm**
weight **77kg**

Born: Jae Chung City, South Korea. **Nationality:** Korean. **Senior career:** 1998–2003 Chonbuk Hyundai (South Korea), 2004 Seongnam Ilhwa Chunma (South Korea), 2005–2006 Queensland Roar (A-League). **Hyundai A-League statistics:** Queensland Roar 21 apps (2 gls). **Other national league statistics:** Chonbuk Hyundai 146 apps (3 gls), Seongnam Ilhwa Chunma 17 apps. **Representative honours:** South Korea senior team, youth. **Career highlights:** Took out the inaugural Queensland Roar Hyundai A-League player of the year award (Gary Wilkins Gold Medal) following a strong 2005-06 season.



**Dario
VIDOSIC**
striker

born **08-Apr-87**
height **184cm**
weight **74kg**

Born: Osijek, Croatia. **Junior clubs:** Rocklea, Rochedale, Queensland Lions. **Senior career:** 2004 Queensland Lions (Qld), 2005 Pine Rivers (Qld), 2006 Australian Institute of Sport. **Representative honours:** Australian under 20. **Career highlights:** took part in the Queensland State Cup for Pine Rivers (on loan), where he scored the winning goal in the final against Far North Queensland in Cairns.

Initially a part of the Queensland Roar squad in the 2005 Pre-Season Cup... signed up by the Roar (two year contract) in December 2005... had an unsettled time leading into his first full season with the Roar in 2006 after recovering from a stress-fracture, glandular fever, a car accident and resulting wound infection.



Marcus WEDAU

midfielder

born **31-Dec-75**

height **179cm**

weight **72kg**

Born: Germany. **Nationality:** German. **Senior career:** 1993–1998 KFC Uerdingen (Germany), 1998–2001 MSV Duisberg (Germany), 2001–2002 LR Ahlen (Germany), 2002–2005 Rot-Weiss Essen (Germany), 2005–2006 VfL Osnabruck (Germany). **Other national league statistics:** KFC Uerdingen 100 apps (9 gls), MSV Duisberg 64 apps (7 gls), LR Ahlen 8 apps, Rot-Weiss Essen 73 apps (10 gls), VfL Osnabruck 24 apps (1 gl). *Made 93 appearances (10 goals) in the German Bundesliga from 1994 to 2000 with Uerdingen and Duisberg.*



Tom WILLIS

goalkeeper

born **04-Nov-83**

height **182cm**

weight **82kg**

Born: Sydney. **Junior clubs:** Lidcombe Waratahs (Sydney), Casuarina (Darwin). **Senior career:** 2001–2002 Brisbane City (Qld), 2002–2004 Newcastle United (Australia), 2004–2005 Manly United (NSW), 2005–2006 Queensland Roar (A-League). **Hyundai A-League statistics:** Queensland Roar 15 apps. **Other national league statistics:** Newcastle United 26 apps. **Representative honours:** Australian under 23, under 20. **Career highlights:** NSL finalist 2002-03... 2003 U-20 world cup qualification tournament.

A product of the Queensland Academy of Sport... initially selected in the first national Under-23s train-on squad for the 2004 Olympics campaign.



Yuning ZHANG

striker

born **25-May-77**

height **186cm**

weight **76kg**

Born: China. **Nationality:** Chinese. **Junior club:** Liaoning (China). **Senior career:** 1994 Liaoning (China), 1995 Beijing (China), 1996–2002 Liaoning (China), 2003–2006 Shanghai Shenhua (China). **Representative honours:** China senior team (26 A matches, 7 goals), under 23, youth.

Took part in crucial FIFA World Cup qualification matches for China in 2001 (against UAE and Oman) and 2004 (Kuwait, Hong Kong)... former striking partner of Adelaide United striker Shengqing Qu.

SQUAD LIST

No.	Player	Main position	Date of birth	Age*	Height	Weight	Last major club
1	Thomas WILLIS	Goalkeeper	04-11-83	22	182	82	Newcastle United (Australia)
2	Andrew PACKER	Midfielder	16-06-80	26	180	78	Sydney FC (Australia)
3	Remo BUESS (SUI)	Defender	13-09-77	28	190	90	Zurich (Switzerland)
4	Chad GIBSON	Midfielder	19-06-76	30	185	75	Marconi Stallions (Australia)
5	Josh McCLOUGHAN	Defender	12-12-75	30	191	83	Brisbane Strikers (Australia)
6	Stuart McLAREN	Defender	28-08-75	30	182	79	Brisbane Strikers (Australia)
7	Marcus WEDAU (GER)	Midfielder	31-12-75	30	179	72	VfL Osnabruck (Germany)
8	Massimo MURDOCCA	Midfielder	02-09-84	21	165	60	South Melbourne (Australia)
9	Simon LYNCH (SCO)	Striker	19-05-82	24	182	75	Dundee (Scotland)
10	Ante MILICIC	Striker	04-04-74	32	183	77	Newcastle Jets (Australia)
11	REINALDO (BRA)	Striker	13-06-84	22	194	84	Corinthians Alagoano (Brazil)
12	Yuning ZHANG (CHN)	Striker	25-05-77	29	186	76	Shanghai Shenhua (China)
13	Spase DILEVSKI	Midfielder	13-05-85	21	180	77	Tottenham Hotspur (England)
14	Ben GRIFFIN	Defender	07-03-86	20	186	85	Queensland Lions (Qld)
15	Matthew McKAY	Midfielder	11-01-83	23	171	65	Brisbane Strikers (Australia)
16	Hyuk-Su SEO (KOR)	Defender	01-10-73	32	178	77	Seongnam Ilhwa Chunma (Sth Korea)
18	Dario VIDOSIC	Striker	08-04-87	19	184	74	Queensland Lions (Qld)
19	Sasa OGNENOVSKI	Defender	03-04-79	27	195	95	Fawkner-Whittlesea (Vic)
20	Liam REDDY	Goalkeeper	08-08-81	25	189	96	Newcastle Jets (Australia)

*Age (& all other player profile statistics) as at 25-Aug-06. Height in cm. Weight in kg.

COACH

**MIRON BLEIBERG**

**director of football
and head coach**

coaching experience:

Victorian clubs (several) 1985–1989
Brisbane Strikers (Aust.) 1991–1993
North Star (Qld) 1994
Queensland Lions (Qld) 1995–2004
Queensland Roar (Australia) 2005–

- Born 9 February 1955 in Israel
- Coached Melbourne NSL clubs Melbourne Knights (10 games) 1985-86 and Heidelberg (15 games) 1989, and state league clubs Polonia and Croydon
- Moved to Brisbane 1990; became the inaugural coach of NSL club Brisbane United (Strikers) 1991
- Coached a total of 77 NSL games
- Queensland state team coach 1999–2000
- Won the Queensland Premiership (first on ladder) and Grand Final double five times – in 1994 (North Star) and 1996, 2002, 2003 and 2004 (Queensland Lions); also took out the 1998 Grand Final (*Queensland Lions known as Brisbane Lions until 2000*)

2006 PRE-SEASON CUP

Group B	Date	Opponent	Venue	Score	Scorers
Round 1	14-07-06	Sydney FC	Carrara Stadium, Gold Coast	L1-2	Smits 30'
Round 2	21-07-06	New Zealand Knights	Maroochydore Soccer Club	D1-1	Dilevski 8'
Round 3	28-07-06	Newcastle Jets	Port Macquarie Regional Stadium	D0-0	
Bonus Round	05-08-06	Central Coast Mariners	Clive Burghoffer Stadium Toowoomba	D0-0	

Queensland Roar finished fourth in group and qualified for 5th–8th place play-offs

Playoffs	10-08-06	Melbourne Victory	Epping Stadium, Melbourne	D0-0, lost 2-4 on penalties	
Finals	18-08-06	New Zealand Knights	North Harbour Stadium	W2-1	Reinaldo 49', Vidosic 54'

Queensland Roar finished in 7th position

HYUNDAI A-LEAGUE 2006-07 FIXTURES

	Date	Time	Opponent	Venue	Score
1	Sat 26-08-06	7:00pm	Perth Glory	Suncorp Stadium
2	Fri 01-09-06	8:00pm	Newcastle Jets	EnergyAustralia Stadium
3	Sat 09-09-06	7:00pm	Central Coast Mariners	Bluetongue Central Coast Stadium
4	Fri 15-09-06	8:00pm	New Zealand Knights	Suncorp Stadium
5	Fri 22-09-06	8:00pm	Adelaide United	Suncorp Stadium
6	Sun 01-10-06	5:00pm	Melbourne Victory	Olympic Park
7	Sun 08-10-06	3:00pm	Sydney FC	Aussie Stadium
8	Sun 15-10-06	7:00pm	Perth Glory	Members Equity Stadium
9	Sun 22-10-06	5:00pm	Newcastle Jets	Suncorp Stadium
10	Sat 28-10-06	7:00pm	Central Coast Mariners	Suncorp Stadium
11	Sun 05-11-06	2:00pm	New Zealand Knights	North Harbour Stadium
12	Sat 11-11-06	7:00pm	Adelaide United	Suncorp Stadium
13	Fri 17-11-06	7:00pm	Melbourne Victory	Suncorp Stadium
14	Fri 24-11-06	7:00pm	Sydney FC	Aussie Stadium
15	Sat 02-12-06	7:00pm	Perth Glory	Suncorp Stadium
16	Thu 07-12-06	7:00pm	Newcastle Jets	Suncorp Stadium
17	Sat 16-12-06	6:00pm	Central Coast Mariners	Bluetongue Central Coast Stadium
18	Fri 29-12-06	5:00pm	New Zealand Knights	North Harbour Stadium
19	Thu 04-01-07	7:00pm	Adelaide United	Hindmarsh Stadium
20	Fri 12-01-07	7:00pm	Melbourne Victory	Olympic Park
21	Sat 20-01-07	7:00pm	Sydney FC	Suncorp Stadium

Brisbane times shown for all matches. Time/date/venue subject to change.



SYDNEY FC



Home ground

AUSSIE STADIUM

Address: Moore Park Rd/Driver Ave, Moore Park

Telephone: (02) 9360 6601

Website: www.aussiestadium.com.au

Capacity: 45,500

Transport

Nearest train station: Central Station

- 15 minute walk east to stadium

train enquiries 131 500 or www.131500.com.au

Nearest bus stop: Driver Ave, Moore Park

bus enquiries 131 500 or www.131500.com.au

Nearest taxi rank: Driver Ave, Moore Park

Ticketing

Agency name: Ticketek

Sales platforms: Ticketek - outlets, internet, phone bookings and at the gate on match day

Agency contact details: call 132 849 or visit www.ticketek.com.au

Club colours

	<i>home</i>	<i>away</i>
Shirt:	light blue with navy blue	white with light blue
Shorts:	navy blue	light blue, white trim
Socks:	light blue	white

Club contact details

Telephone: (02) 9387 4233

Fax: (02) 9387 5711

Email: info@sydneyfc.com

Website: www.sydneyfc.com

Office address: Suite 1801A, Level 18, Tower 2, 101 Grafton St, Bondi Junction

Postal address: PO Box 2180, Bondi Junction NSW 1355

Key personnel

Chairman: Walter Bugno

CEO: Tim Parker

Head Coach: Terry Butcher

Assistant Coach: Ian Crook

Goalkeeper Coach: Jim Fraser

Media

Media manager: David Mason

telephone: 0438 243 195

email: davidm@sydneyfc.com

Match day media contact: David Mason

Media box location: Western Grandstand

Photographer's room location:

Western Grandstand, behind Bay 13

Nearest car parking: Moore Park Car Park

HYUNDAI A-LEAGUE 2005-06 SEASON REVIEW

Round	Date	Opponent (home/away)	Result	Score	(h/t)	Pos.	Scorers	Crowd
1	28-Aug	Melbourne Victory (H)	D	1-1	(1-0)	=4th	Yorke 44'	25,208
2	02-Sep	New Zealand Knights (A)	W	3-1	(1-0)	1st	Rudan 24', Bingley 73', Middleby 94'+	9,827
3	11-Sep	Newcastle Jets (A)	L	1-2	(0-2)	2nd	Timpano 77'	9,127
4	16-Sep	Central Coast Mariners (H)	L	2-3	(1-2)	5th	Packer 13', Yorke 72'	15,614
5	23-Sep	Queensland Roar (A)	W	3-1	(1-0)	4th	Corica 5', 67', McFlynn 72'	23,142
6	01-Oct	Perth Glory (A)	W	2-1	(0-1)	2nd	Petrovski 48', Yorke 65'	13,157
7	09-Oct	Adelaide United (H)	W	2-1	(0-0)	2nd	Carney 53', Petrovski 87'	18,276
8	16-Oct	Melbourne Victory (A)	L	0-5	(0-1)	3rd		18,206
9	21-Oct	New Zealand Knights (H)	W	2-0	(2-0)	2nd	Petrovski 10', Carney 30'	11,836
10	30-Oct	Newcastle Jets (H)	D	1-1	(0-0)	2nd	Carney 71'	9,132
11	05-Nov	Central Coast Mariners (A)	W	5-1	(3-1)	1st	Yorke 9'pen, Talay 14', Petrovski 23', 68', 83'	10,529
12	13-Nov	Queensland Roar (H)	W	1-0	(0-0)	1st	Zdrilic 54'	13,030
13	19-Nov	Perth Glory (H)	D	0-0	(0-0)	2nd		16,242
14	27-Nov	Adelaide United (A)	L	2-3	(1-2)	2nd	Miura 33', 76'	14,068
15	03-Dec	Melbourne Victory (H)	W	2-1	(1-0)	2nd	Corica 24', Carney 81'	17,272
16	30-Dec	New Zealand Knights (A)	D	2-2	(2-1)	2nd	Carney 6', Yorke 47'	4,212
17	06-Jan	Newcastle Jets (H)	D	0-0	(0-0)	2nd		15,211
18	14-Jan	Central Coast Mariners (H)	D	1-1	(0-0)	2nd	Carney 61'	15,977
19	20-Jan	Queensland Roar (A)	L	1-2	(0-0)	3rd	Petrovski 85'	13,302
20	29-Jan	Perth Glory (A)	W	2-1	(2-0)	2nd	Rudan 14', Zadkovich 23'	12,796
21	03-Feb	Adelaide United (H)	W	2-1	(0-0)	2nd	Yorke 47'pen, Ceccoli 71'	25,557
MSF1	12-Feb	Adelaide United (A)	D	2-2	(2-2)		Corica 9', Petrovski 39'	15,104
MSF2	19-Feb	Adelaide United (H)*	W	2-1	(1-0)		Petrovski 29', Rudan 76'	30,377
GF	05-Mar	Central Coast Mariners (H)	W	1-0	(0-0)		Corica 62'	41,689

MSF=Major Semi Final, GF=Grand Final. * won 4-3 on aggregate.

Sydney FC Hyundai A-League 2005-06 season stats

Played	24
Won	12
Drew	7
Lost	5
Goals for	40
	1.7 per game
Goals against	31
	1.3 per game

Goal scorers Sasho Petrovski 9, Dwight Yorke 7, David Carney 6, Steve Corica 5, Mark Rudan 3, Kazuyoshi Miura 2, Matthew Bingley 1, Alvin Ceccoli 1, Terry McFlynn 1, Robert Middleby 1, Andrew Packer 1, Ufuk Talay 1, Ruben Zadkovich 1, David Zdrilic 1

Goalkeeper Clint Bolton 24 games (5 clean sheets)

2005 FIFA CLUB WORLD CHAMPIONSHIP

In December 2005 Sydney FC, as 2005 Club Champions of the Oceania Football Confederation, travelled to Japan to compete in the 2005 FIFA Club World Championship.

Sydney was drawn with CONCACAF Champions Deportivo Saprissa (Costa Rica) in the first round. After losing this match Sydney went on to play African Champions Al Ahly (Egypt). With victory against Al Ahly, Sydney FC finished the tournament in **5th** position.

Deportivo Saprissa 1 (Balanos 47') def Sydney FC 0

Sydney line-up: Bolton, Fyfe, Ceccoli, Corica (Zdrilic 83'), Miura, Carney, Packer (Rudan 61'), McFlynn (Buonavoglia 61'), Milligan, Yorke, Petrovski

Date: 12-12-05. *Venue:* Toyota Stadium, Nagoya. *Crowd:* 28,538

Sydney FC 2 (Yorke 35', Carney 66') def Al Ahly 1 (Motab 45')

Sydney line-up: Bolton, Fyfe, Rudan, Talay (McFlynn 78'), Bingley, Corica (Packer 64'), Miura, Carney, Milligan, Yorke, Petrovski (Zdrilic 89')

Date: 16-12-05. *Venue:* National Stadium, Tokyo. *Crowd:* 15,951

HYUNDAI A-LEAGUE 2005-06 SEASON LINE-UPS & PLAYER STATISTICS

Melbourne (D1-1)	○	●		○	●	●	●	●					●	●	●	○	○		●	
New Zealand (W3-1)	①	●	○	●	●	●	●	●	①				●		①	●	○		●	
Newcastle (L1-2)	●	●		○	●	●	●	●	●				○	●	●	●		①	●	
Central Coast (L2-3)	●	●		●	●		●	●	○				○	○	●	○		○	●	
Queensland (W3-1)	○	●		●	●	②	●	①	○				●	●		●	●	●	○	
Perth (W2-1)	○	●		●	●	●	●	●	○				●	○		●	●	○	○	
Adelaide (W2-1)	○	●	○	○	●	●	●	●	○				●	○		●	●		●	
Melbourne (L0-5)	○	●		●	●	●	●	●	○				●	●		●	●	●	○	
New Zealand (W2-0)	●	●		○	●	●	●	●	○				●	○	○	●	●		○	
Newcastle (D1-1)	○	●	●	○	●	●	●	●	○				●			●	●	●	○	
Central Coast (W5-1)	●	●		●	●	●	●		○				●	③	○	○	○	○	○	
Queensland (W1-0)	●	●		●	●	●	●	○			○		●	●	○	●	●		○	
Perth (D0-0)	●	●		●	●	●	●	●			●		●	●	○	●		○	○	
Adelaide (L2-3)	○	●		●	●		●	●		●	②			○	○	●	●	○	○	
Melbourne (W2-1)		●		○	●	○	●	●		●	●		○	●		○	●	●	○	
New Zealand (D2-2)		●		○	●	●	●	○	○	●				○	○	●	●	○	●	
Newcastle (D0-0)		●		●	●	●	●	●		●			○	●		●	●	●	○	
Central Coast (D1-1)		●		○	●	●	●	●		●			○	●		●	●	●	●	
Queensland (L1-2)	●	●		●	●	○	●		●	●				①	●		●	●	○	
Perth (W2-1)	●	●		●	●	○	○		○	●			○	●	○	●	●	○	○	
Adelaide (W2-1)	●	●		●	○	○	○	○	○	●				○	○	○	○	○	○	
Adelaide (D2-2)	●	●		●	●	○		○		●		○	○	○	○	○	○	○	○	
Adelaide (W2-1)	●	●		●	●	○	○	○	○	●			○	○	○	○	○	○	○	
Central Coast (W1-0)	●	●		●	●	○	○	○	○				○	○	○	○	○	○	○	
●=starting appearance																				
○=substitute appearance																				
#=goals scored																				
	Matthew BINGLEY	Clint BOLTON (GK)	John BUONAVOGLIA	David CARNEY	Alvin CECCOLI	Steve CORICA	Iain FYFE	Terry MCFLYNN	Robert MIDDLEBY	Mark MILLIGAN	Kazuyoshi MIURA	Tolgay OZBEY	Andrew PACKER	Sasho PETROVSKI	Mark RUDAN	Ufuk TALAY	Jacob TAMPANO	Dwight YORKE	Ruben ZADKOVICH	David ZDRILIC
Appearances	20	24	3	24	24	22	23	21	16	10	4	1	20	22	16	16	21	21	6	19
<i>Starting appearances</i>	13	24	1	22	24	21	20	16	2	10	3	-	13	20	10	15	18	19	4	9
Goals	1	-	-	6	1	5	-	1	1	-	2	-	1	9	3	1	-	7	1	1
Goal attempts - total	9	-	2	54	17	33	10	17	4	4	8	-	5	63	7	14	7	30	6	16
<i>Goal attempts - on target</i>	4	-	-	30	13	18	-	9	2	3	5	-	1	34	4	8	4	21	3	9
From inside/outside box	2/2	-	-	11/19	4/9	8/10	-	1/8	1/1	-/3	3/2	-	1/-	25/9	4/-	3/5	4/-	11/10	1/2	8/1
Goal assists	3	-	-	6	-	3	2	-	-	1	-	-	2	5	-	2	-	5	1	1
Passes - attempted	371	182	20	586	942	766	693	596	52	351	77	-	521	409	253	597	456	892	91	255
<i>Passes - completed</i>	295	129	16	471	767	659	597	495	37	287	65	-	425	308	205	487	393	783	68	192
Crosses	10	-	1	104	85	66	6	7	14	14	3	-	30	31	2	40	2	22	6	5
Tackles - attempted	46	-	6	82	92	63	46	69	7	42	11	-	54	39	27	61	38	75	7	19
<i>Tackles - completed</i>	29	-	4	54	70	43	32	45	5	26	9	-	39	16	25	39	27	41	3	12
Fouls conceded	19	-	3	28	24	17	31	41	11	16	2	-	10	47	17	19	11	20	7	13
<i>Fouls won</i>	9	7	1	37	43	39	20	24	8	18	8	-	14	48	13	24	5	40	7	21
Off-sides conceded	-	-	-	8	-	4	-	3	1	-	8	2	2	26	1	-	-	24	-	4
Yellow cards	1	-	-	4	3	1	4	8	-	4	-	-	5	7	2	1	1	2	1	1
Red cards	-	-	-	-	-	1	-	-	-	-	-	-	-	-	-	1	-	-	-	-

Coach: Pierre Littbarski 24 matches (W12-D7-L5)



Clint BOLTON

goalkeeper


born **22-Aug-75**

height **188cm**

weight **90kg**

Born: Bundaberg. **Junior clubs:** Alloway, Aston Villa (Rockhampton). **Senior career:** 1992–1993 Australian Institute of Sport, 1993–2000 Brisbane Strikers (Australia), 2000–2003 Sydney Olympic (Australia), 2003–2004 Parramatta Power (Australia), 2004–2005 APLA Leichhardt (NSW), 2005–2006 Sydney FC (A-League). **Hyundai A-League statistics:** Sydney FC 24 apps. **Other national league statistics:** Brisbane Strikers 178 apps, Sydney Olympic 95 apps, Parramatta 27 apps. **Representative honours:** Australian senior team 2000–2006 (4 matches), under 23, under 20. **Career highlights:** U-20 world cup (Qatar) 1995... NSL grand final winner 1996-97, 2001-02... NSL Goalkeeper of the Year 2002-03... Hyundai A-League 2006 Grand Final winner.

Recalled to the Australian national team (after a 5 year absence) for the 2007 Asian Cup qualifier against Kuwait, August 2006



Jeremy BROCKIE

midfielder

born **07-Oct-87**

height **183cm**

weight **80kg**

Born: Nelson, New Zealand. **Nationality:** New Zealander. **Junior club:** Richmond AFC. **Senior career:** 2003 Nelson Suburbs (New Zealand), 2004–2005 Canterbury United (New Zealand), 2005–2006 New Zealand Knights (A-League). **Hyundai A-League statistics:** New Zealand Knights 12 apps (4 gls). **Representative honours:** New Zealand senior team 2006 (5 matches), under 20, youth. **Career highlights:** represented New Zealand in the 2005 U-20 world cup qualifiers, played in Solomon Islands... made his full international debut for the New Zealand national team in February 2006 (WI-0 v Malaysia) aged just 18.



Alex BROSQUE

striker

born **12-Oct-83**

height **182cm**

weight **72kg**

Born: Sydney. **Junior clubs:** Smithfield RSL, Fairfield Athletic, Southern Districts (Sydney). **Senior career:** 2001 Australian Institute of Sport, 2001–2004 Marconi Stallions (Australia), 2004–2005 Westerlo (Belgium), 2005–2006 Queensland Roar (A-League). **Hyundai A-League statistics:** Queensland Roar 21 apps (8 gls). **Other national league statistics:** Marconi Stallions 55 apps (13 gls), Westerlo 16 apps (2 gls). **Representative honours:** Australian senior team 2004–2006 (4 matches), under 23, under 20. **Career highlights:** NSL U-21 Player of the Year 2002-03, 2003-04... played in all four of Australia's matches at the 2003 U-20 world cup (UAE)... played in all four of Australia's matches at the 2004 Athens Olympics... Hyundai A-League 2005-06 top goalscorer... third place, 2006 Johnny Warren Medal.



David CARNEY

midfielder


born **30-Nov-83**

height **181cm**

weight **78kg**

Born: Sydney. **Senior career:** 2000–2003 Everton (England), 2003–2004 Oldham Athletic (England), 2004 Halifax Town (England), 2004–2005 Hamilton Academical (Scotland), 2005–2006 Sydney FC (A-League). **Hyundai A-League statistics:** Sydney FC 24 apps (6 gls). **Other national league statistics:** Halifax Town 3 apps, Hamilton Academical 8 apps. **Representative honours:** Australian senior team 2006 (2 matches), under 20. **Career highlights:** played in both legs of Everton's 2002 FA Youth Cup final loss to Aston Villa, alongside Wayne Rooney... made his Socceroo debut against Bahrain (2007 Asian Cup qualifier) February 2006... Hyundai A-League 2006 Grand Final winner.

A NSW Institute of Sport product... selected as a stand-by player for Australia's 2003 World Youth Championship final squad.



Alvin CECCOLI

defender

born **05-Aug-74**

height **178cm**

weight **79kg**

Born: Sydney. **Junior clubs:** Apia Leichhardt, Sydney Olympic. **Senior career:** 1994 Belmore Hercules (NSW), 1995 Rockdale (NSW), 1995–1999 Wollongong Wolves (Australia), 1999 AEK (Greece), 1999–2002 Wollongong Wolves (Australia), 2002–2004 Parramatta Power (Australia), 2004–2005 Wollongong Wolves (NSW), 2005–2006 Sydney FC (A-League). **Hyundai A-League statistics:** Sydney FC 24 apps (1 gl). **Other national league statistics:** Wollongong 156 apps (17 gls), AEK 4 apps (1 gl), Parramatta 54 apps (2 gls). **Representative honours:** Australian senior team 1998–2006 (6 matches, 1 goal). **Career highlights:** NSL Grand Final winner 1999-00, 2000-01... Hyundai A-League 2006 Grand Final winner.

Recalled to the Qantas Socceroos in 2006 after an 8 year absence... the only outfield player to play every minute of every match of Sydney FC's Hyundai A-League 2005-06 Championship season



Steve CORICA


midfielder

born **24-Mar-73**

height **174cm**

weight **71kg**

Born: Innisfail. **Junior club:** Innisfail United. **Senior career:** 1990 AIS, 1990–1995 Marconi Stallions (Australia), 1995 Leicester City (England), 1996–2000 Wolverhampton (England), 2000–2001 Sanfrecce Hiroshima (Japan), 2001–2004 Walsall (England), 2005–2006 Sydney FC (A-League). **Hyundai A-League statistics:** Sydney FC 22 apps (5 gls). **Other national league statistics:** Marconi Stallions 102 apps (14 gls), Leicester 16 apps (2 gls), Wolverhampton 100 apps (5 gls), Sanfrecce 44 apps (14 gls), Walsall 73 apps (9 gls). **Representative honours:** Australian senior team 1993–2006 (41 matches, 6 goals), U-23, U-20, U-17. **Career highlights:** U-17 world cup (Scotland) 1989... U-20 world cup (Portugal) 1991... Olympic Games (Barcelona) 1992 and (Atlanta) 1996... NSL U-21 Player of the Year 1992-93... NSL grand final winner 1992-93... Hyundai A-League 2006 Grand Final winner – scored Sydney's goal in the 1-0 win over Central Coast.



Iain FYFE

defender

born **03-Apr-82**

height **185cm**

weight **83kg**

Born: Adelaide. **Junior club:** Salisbury United (Adelaide). **Senior career:** 2000–2003 Adelaide City (Australia), 2003–2004 Sydney Olympic (Australia), 2004–2005 Hamilton Academical (Scotland), 2005–2006 Sydney FC (A-League). **Hyundai A-League statistics:** Sydney FC 23 apps. **Other national league statistics:** Adelaide City 56 apps (6 gls), Sydney Olympic 23 apps, Hamilton Academical 18 apps. **Representative honours:** Australian under 23, under 20, under 17. **Career highlights:** played in the 1999 U-17 world cup final v Brazil (drew 0-0, lost on penalties)... Hyundai A-League 2006 Grand Final winner.

A South Australian Institute of Sport product... Qantas Socceroos squad member v Kuwait August 2006.



Terry McFLYNN

midfielder

born **27-Mar-81**

height **174cm**

weight **76kg**

Born: Magherafelt, Northern Ireland. **Nationality:** Northern Irish. **Senior career:** 1997–2001 Queens Park Rangers (England), 2001 Woking (England), 2001–2003 Margate (England), 2003–2005 Morecambe (England), 2005–2006 Sydney FC (A-League). **Hyundai A-League statistics:** Sydney FC 21 apps (1 gl). **Other national league statistics:** Woking 10 apps (1 gl), Margate 62 apps (8 gls), Morecambe 32 apps (4 gls). **Representative honours:** Northern Ireland under 21, youth. **Career highlights:** captained the Northern Ireland side in European Under-21 Championship qualifiers in 2003... Hyundai A-League 2006 Grand Final winner.



Robert MIDDLEBY

midfielder

born **09-Aug-75**

height **173cm**

weight **74kg**

Born: Newcastle. **Senior career:** 1992–1993 Australian Institute of Sport, 1993–1994 Newcastle Breakers (Australia), 1994–1996 Wollongong Wolves (Australia), 1996–1999 KFC Uerdingen (Germany), 1999–2000 Football Kingz (Australia), 2000 Carlton (Australia), 2001 Wollongong Wolves (Australia), 2001–2004 Newcastle United (Australia), 2005–2006 Sydney FC (A-League). **Hyundai A-League statistics:** Sydney FC 16 apps (1 gl). **Other national league statistics:** Newcastle Breakers 4 apps, Wollongong 54 apps (3 gls), Uerdingen 27 apps, Football Kingz 21 apps (1 gl), Carlton 8 apps, Newcastle United 62 apps (6 gls). **Representative honours:** Australian senior team 2002 (5 matches), under 20. **Career highlights:** U-20 world cup (Qatar) 1995... NSL grand final winner 2000-01... Hyundai A-League 2006 Grand Final winner.



Mark MILLIGAN

defender


born **04-Aug-85**

height **178cm**

weight **78kg**

Born: Sydney. **Junior clubs:** Birrong, Parramatta Eagles. **Senior career:** 2002 Australian Institute of Sport, 2002–2004 Northern Spirit (Australia), 2004–2005 Blacktown City (NSW), 2005–2006 Sydney FC (A-League). **Hyundai A-League statistics:** Sydney FC 10 apps. **Other national league statistics:** Northern Spirit 16 apps (1 gl). **Representative honours:** Australian senior team 2006 (3 matches), under 23, under 20. **Career highlights:** U-20 world cup (Netherlands) 2005... Hyundai A-League 2005-06 Championship squad... a member of Australia's 2006 FIFA World Cup squad.

Made his debut for the Qantas Socceroos as part of the 2006 World Cup squad – played against Kloetingen & Liechtenstein (Europe, May 2006)... made his first starting appearance in a full international in August 2006, Asian Cup qualifier v Kuwait.



Wade OOSTENDORP

defender

born **20-Apr-88**

height **183cm**

weight **77kg**

Born: Sydney. **Junior clubs:** Smithfield, Wetherill Park, Marconi. **Senior career:** 2004–2005 Marconi Stallions (NSW). **Representative honours:** Australian under 23 (squad), under 20, under 17. **Career highlights:** U-17 world cup (Peru) 2005 – played in all lead-up and finals matches... U-20 world cup qualifiers (Sri Lanka, 2006).

A NSW Institute of Sport product... the youngest player signed by any Hyundai A-League club in the league's inaugural season 2005-06.



Justin PASFIELD

goalkeeper

born **30-May-85**

height **194cm**

weight **78kg**

Born: Wollongong. **Junior clubs:** Lake Heights (Wollongong), Sydney Olympic. **Senior career:** 2001–2003 Wollongong Wolves (Australia), 2003 Australian Institute of Sport, 2003–2004 Wollongong Wolves (Australia), 2004 Bray Wanderers (Ireland). **Representative honours:** Australian under 23, under 20. **Career highlights:** made his national league debut aged just 16... U-20 world cup (Netherlands) 2005 – played in group match v Japan (D1-1).

Part of Australia's Under-23 squad attempting to qualify for the 2008 Olympic Games in China.



Sasho PETROVSKI

striker

born **05-Mar-75**

height **181cm**

weight **80kg**

Born: Sydney. **Senior career:** 1993–1996 Bankstown City (NSW), 1997–1998 Parramatta Eagles (NSW), 1998–2001 Wollongong Wolves (Australia), 2001–2003 Viborg (Denmark), 2003–2004 Parramatta Power (Australia), 2004–2005 Bankstown City (NSW), 2005–2006 Sydney FC (A-League). **Hyundai A-League statistics:** Sydney FC 22 apps (9 gls). **Other national league statistics:** Wollongong Wolves 81 apps (40 gls), Viborg 53 apps (16 gls), Parramatta 15 apps (7 gls). **Representative honours:** Australian senior team (2 matches, 1 goal). **Career highlights:** NSL grand final winner 1999-00, 2000-01... Hyundai A-League 2006 Grand Final winner.

Recalled to the Australian national team in August 2006 (W2-0 v Kuwait) after a five year absence – scored Australia's 2nd goal.



Mark RUDAN

defender

born **27-Aug-75**

height **191cm**

weight **90kg**

Born: Sydney. **Junior club:** Sydney United. **Senior career:** 1992–1993 Australian Institute of Sport, 1993–1998 Sydney United (Australia), 1998–2000 Northern Spirit (Australia), 2000–2002 Alemannia Aachen (Germany), 2002 Nanjing (China), 2002–2004 Sydney United (Australia), 2004 Selangor Public Bank (Malaysia), 2005–2006 Sydney FC (A-League). **Hyundai A-League statistics:** Sydney FC 16 apps (3 gls). **Other national league statistics:** Sydney United 92 apps (6 gls), Northern Spirit 46 apps (2 gls), Alemannia Aachen 15 apps (1 gl). **Representative honours:** Australian under 20. **Career highlights:** U-20 world cup (Qatar) 1995... NSL Grand Finalist 1996-97... Sydney FC's inaugural Hyundai A-League captain... Hyundai A-League 2006 Grand Final winner.



Ufuk TALAY

midfielder

born **26-Mar-76**

height **178cm**

weight **76kg**

Born: Sydney. **Junior clubs:** Cabramatta Police Boys Club, Southern Districts. **Senior career:** 1992–1995 Marconi Stallions (Australia), 1995–1997, 1998–1999, 2000–2001 Galatasaray (Turkey), 1997 Antalyaspor (Turkey), 1997–1998 Karabukspor (Turkey), 2000, 2002 Bursaspor (Turkey), 2002–2004 Gaziantepspor (Turkey), 2004–2005 Mersin Idmanyurdu (Turkey), 2005–2006 Sydney FC (A-League). **Hyundai A-League statistics:** Sydney FC 16 apps (1 gl). **Other national league statistics:** Marconi 49 apps (4 gls), Antalyaspor 12 apps, Karabukspor 20 apps (3 gls). **Representative honours:** Australian under 20. **Career highlights:** played in 1992-93 NSL winning grand final team aged just 17... U-20 world cup (Qatar) 1995... Hyundai A-League 2005-06 Championship squad.

Knee problems in the latter stages of the 2005-06 season ruled him out of Sydney FC's finals campaign.



Jacob TIMPANO

defender


born **03-Jan-86**

height **189cm**

weight **86kg**

Born: Wollongong. **Junior clubs:** Fernhill, Illawarra, Wollongong Wolves. **Senior career:** 2002–2004 Wollongong Wolves (Australia), 2004–2005 Wollongong Wolves (NSW), 2005–2006 Sydney FC (Australia). **Hyundai A-League statistics:** Sydney FC 21 apps. **Other national league statistics:** Wollongong Wolves 25 apps (1 gl). **Representative honours:** Australian under 23, under 20, under 17. **Career highlights:** made his national league debut aged just 16... U-17 world cup (Finland) 2003 – played in all three of Australia's matches... captained Australia at the 2005 U-20 world cup (Netherlands)... Sydney FC's inaugural Hyundai A-League captain.

A NSW Institute of Sport product... started in all three of Australia's matches at the Vietnam U-23 four nation tournament, April 2006



Dwight YORKE

striker

born **03-Nov-71**

height **179cm**

weight **79kg**

Born: Canaan, Tobago. **Nationality:** Trinidad & Tobago. **Junior club:** Signal Hill (Tobago). **Senior career:** 1989–1998 Aston Villa (England), 1998–2002 Manchester United (England), 2002–2004 Blackburn Rovers (England), 2004–2005 Birmingham City (England), 2005–2006 Sydney FC (A-League). **Hyundai A-League statistics:** Sydney FC 21 apps (7 gls). **Other national league statistics:** Aston Villa 231 apps (73 gls), Manchester Utd 96 apps (48 gls), Blackburn 60 apps (12 gls), Birmingham 13 apps (2 gls).

Representative honours: Trinidad & Tobago senior team.

Career highlights: with Manchester Utd, won three consecutive English Premier League Championships 1998-99 to 2000-01 & played in winning 1999 European Champions League team... English Premier League top scorer 1998-99 (18 goals)... Hyundai A-League 2006 Grand Final winner & Joe Marston Medal winner.

400 league appearances and 135 goals in England.



Ruben ZADKOVICH

midfielder

born **23-May-86**

height **180cm**

weight **74kg**

Born: Sydney. **Junior club:** Wollongong Wolves. **Senior career:** 2004–2005 Queens Park Rangers (England), 2005 Notts County (England), 2005–2006 Sydney FC (A-League), 2006 Bulli (Illawarra).

Hyundai A-League statistics: Sydney FC 6 apps (1 gl).

Other national league statistics: Notts County 9 apps (1 gl).

Representative honours: Australian under 23, under 20.

Career highlights: U-20 world cup (Netherlands) 2005...

Hyundai A-League 2006 Grand Final winner.

Initially joined Sydney FC on a short-term contract in January 2006... started in all three of Australia's matches at the Vietnam U-23 four nation tournament, April 2006... missed the start of the 2006-07 season recovering from arthroscopic surgery



David ZDRILIC

striker

born **13-Apr-74**

height **183cm**

weight **83kg**

Born: Sydney. **Junior clubs:** Greenwich, King Tomislav, Christian Brothers Fairfield, Sutherland, St George. **Senior career:** 1993 St George (NSW), 1993–1997 Sydney United (Australia), 1997–1998 Aarau (Switzerland), 1998–2000 Ulm (Germany), 2000–2002 Unterhaching (Germany), 2002–2003 Walsall (England), 2003–2004 Aberdeen (Scotland), 2004 Eintracht Trier (Germany), 2005–2006 Sydney FC (Australia). **Hyundai A-League statistics:** Sydney FC 19 apps (1 gl).

Other national league statistics: Sydney United 114 apps (39 gls), Aarau 25 apps (2 gls), Ulm 55 apps (8 gls), Unterhaching 23 apps (1 gl), Walsall 24 apps (3 gls), Aberdeen 31 apps (4 gls), Eintracht Trier 11 apps.

Representative honours: Australian senior team 1997–2005 (30 matches, 20 goals).

Career highlights: NSL top goalscorer 1996-97... 2001 Confederations Cup (3 appearances), including W1-0 v Brazil... Hyundai A-League 2005-06 Championship squad.

SQUAD LIST

No.	Player	Main position	Date of birth	Age*	Height	Weight	Last major club
1	Clint BOLTON	Goalkeeper	22-08-75	31	188	90	Parramatta Power (Australia)
2	Iain FYFE	Defender	03-04-82	24	185	83	Hamilton Academical (Scotland)
3	Alvin CECCOLI	Defender	05-08-74	32	178	79	Parramatta Power (Australia)
4	Mark RUDAN	Defender	27-08-75	30	191	90	Sydney United (Australia)
6	Ufuk TALAY	Midfielder	26-03-76	30	178	76	Mersin Idmanyurdu (Turkey)
7	Rob MIDDLEBY	Midfielder	09-08-75	31	173	74	Newcastle United (Australia)
8	Ruben ZADKOVICH	Midfielder	23-05-86	20	180	74	Notts County (England)
9	David ZDRILIC	Striker	13-04-74	32	183	83	Eintracht Trier (Germany)
10	Steve CORICA	Midfielder	24-03-73	33	174	71	Walsall (England)
11	Sasho PETROVSKI	Striker	05-03-75	31	181	80	Parramatta Power (Australia)
12	Dave CARNEY	Midfielder	30-11-83	22	181	78	Hamilton Academical (Scotland)
13	Jeremy BROCKIE (NZL)	Midfielder	07-10-87	18	183	80	New Zealand Knights (Australia)
14	Alex BROSQUE	Striker	12-10-83	22	182	72	Queensland Roar (Australia)
15	Terry McFLYNN (NIR)	Midfielder	27-03-81	25	174	76	Morecambe (England)
16	Mark MILLIGAN	Defender	04-08-85	21	178	78	Northern Spirit (Australia)
17	Jacob TIMPANO	Defender	03-01-86	20	189	86	Wollongong Wolves (Australia)
18	Wade OOSTENDORP	Defender	20-04-88	18	183	76	Marconi Stallions (NSW)
19	Dwight YORKE (T&T)	Striker	03-11-71	34	179	79	Birmingham City (England)
20	Justin PASFIELD	Goalkeeper	30-05-85	21	194	78	Bray(Ireland) / Wollongong(Australia)

*Age (& all other player profile statistics) as at 25-Aug-06. Height in cm. Weight in kg.

COACHES



TERRY BUTCHER

head coach

coaching experience:

Coventry City (England) 1990–1992
 Sunderland (England) 1993
 Motherwell (Scotland): assistant 2001–2002, head coach 2002–2006

- Born 28 December 1958, played at Ipswich juniors
- Made 442 league appearances in UK with Ipswich (1976–1985), Rangers (1986–1990), Coventry (1990–1991) and Sunderland (1992–1993), mostly as a central defender; captained Rangers to 3 Scottish league titles
- Made 77 full international appearances for England, making his debut against Australia at the SCG in 1980
- Took part in the 1982, 1986 and 1990 FIFA World Cups – captained England in its 1990 semi-final loss on penalties v West Germany, his last match for England
- A recognised radio commentator in England



IAN CROOK

assistant coach

coaching experience:

Northern Spirit (Australia) assistant 1999–2001
 Newcastle United (Australia) 2001–2004
 Sydney FC assistant 2004–

- Born 18 January 1963 in London, England
- Served an apprenticeship at Tottenham – played 20 English top division games (one goal) with Tottenham 1980–1986; and 341 games (18 goals) with Norwich City 1986–1997
- Played for England 'B' team v Malta
- Spent 1997 playing with San Frecce in Japan before moving to Australia
- Played 24 games for Northern Spirit 1998–2000
- NSL Coach of the Year in first full season as coach at Newcastle United 2001–02
- Assisted Sydney FC to inaugural Hyundai A-League Championship in 2005–06

2006 PRE-SEASON CUP

Group B	Date	Opponent	Venue	Score	Scorers
Round 1	14-07-06	Queensland Roar	Carrara Stadium, Gold Coast	W2-1	Petrovski 16', Brosque 87'
Round 2	21-07-06	Newcastle Jets	Canberra Stadium	W2-1	Topor-Stanley 2', Middleby 25'
Round 3	28-07-06	New Zealand Knights	North Harbour Stadium	D0-0	
Bonus Round	05-08-06	Perth Glory	WIN Stadium, Wollongong	W3-0	Brosque 26', 27', Petrovski 57'
<i>Sydney FC finished first in group and qualified for 1st-4th place play-offs</i>					
Playoffs	10-08-06	Adelaide United	WIN Stadium, Wollongong	L1-2	Carney 43'
Finals	19-08-06	Newcastle Jets	Campbelltown Stadium, Sydney	W2-0	Petrovski 43', Rudan 68'
<i>Sydney FC finished in 3rd position</i>					

HYUNDAI A-LEAGUE 2006-07 FIXTURES

	Date	Time	Opponent	Venue	Score
1	Sun 27-08-06	5:00pm	Central Coast Mariners	Aussie Stadium
2	Sat 02-09-06	7:00pm	Melbourne Victory	Telstra Dome
3	Sun 10-09-06	5:00pm	Perth Glory	Members Equity Stadium
4	Sun 17-09-06	3:00pm	Newcastle Jets	Aussie Stadium
5	Thu 21-09-06	6:00pm	New Zealand Knights	North Harbour Stadium
6	Mon 02-10-06	5:00pm	Adelaide United	Hindmarsh Stadium
7	Sun 08-10-06	3:00pm	Queensland Roar	Aussie Stadium
8	Fri 13-10-06	8:00pm	Central Coast Mariners	Bluetongue Central Coast Stadium
9	Sat 21-10-06	7:00pm	Melbourne Victory	Aussie Stadium
10	Sun 29-10-06	5:00pm	Perth Glory	Aussie Stadium
11	Sat 04-11-06	7:00pm	Newcastle Jets	EnergyAustralia Stadium
12	Fri 10-11-06	8:00pm	New Zealand Knights	Aussie Stadium
13	Sun 19-11-06	5:00pm	Adelaide United	Aussie Stadium
14	Fri 24-11-06	8:00pm	Queensland Roar	Aussie Stadium
15	Sun 03-12-06	5:00pm	Central Coast Mariners	Bluetongue Central Coast Stadium
16	Fri 08-12-06	8:00pm	Melbourne Victory	Olympic Park
17	Thu 14-12-06	8:00pm	Perth Glory	Aussie Stadium
18	Mon 01-01-07	6:00pm	Newcastle Jets	EnergyAustralia Stadium
19	Sun 07-01-07	7:00pm	New Zealand Knights	Aussie Stadium
20	Sun 14-01-07	7:00pm	Adelaide United	Hindmarsh Stadium
21	Sat 20-01-07	8:00pm	Queensland Roar	Suncorp Stadium

Sydney times shown for all matches. Time/date/venue subject to change.



2006 PRE-SEASON CUP

ROUND ONE – GROUP A

Central Coast Mariners 2 (Petrie 7', Kwasnik 8') Perth Glory 1 (Bertos 62')

Central Coast: Danny Vukovic, Andrew Clark (James Holland 81'), Alex Wilkinson, Bradley Porter (Paul O'Grady 73'), Damien Brown, Vuko Tomasevic, Andre Gumprecht, Matthew Osman (Noel Spencer 37'), Jamie McMaster, Adam Kwasnik, Stewart Petrie.

Perth: Jason Petkovic, Ante Kovacevic, Jamie Harnwell, Ryan Townsend, Leo Bertos, Adrian Webster, Naum Sekulovski, Mark Robertson (Josip Magdic 62'), David Micevski, Bobby Despotovski, Stuart Young (David Tarka 62').

Cautions: McMaster 84'; Harnwell 12', Sekulovski 48', Tarka 86'. *Expulsions:* –

Date: 15-Jul-06. *Venue:* Bluetongue Central Coast Stadium. *Referee:* James Lewis. *Crowd:* 5682.

Melbourne Victory 0 Adelaide United 1 (Veart 65')

Melbourne: Eugene Galekovic, Kevin Muscat, Rodrigo Vargas, Mark Byrnes (Simon Storey 80'), Adrian Leijer, Grant Brebner, Steve Pantelidis, Adrian Caceres, Claudinho (Kristian Sarkies 55'), Daniel Allsopp, Fred.

Adelaide: Robert Bajic, Michael Valkanis, Richie Alagich, Jason Spagnuolo (Adam Van Dommele 86'), Robert Cornthwaite, Aaron Goulding, Angelo Costanzo, Travis Dodd, Greg Owens, Carl Veart, Nathan Burns (Matthew Kemp 73').

Cautions: Vargas 20', Muscat 44'; Bajic 14', Dodd 76', Spagnuolo 77'. *Expulsion:* Pantelidis 74',

Date: 16-Jul-06. *Venue:* Aurora Stadium, Launceston. *Referee:* Matthew Breeze. *Crowd:* 6834.

ROUND ONE – GROUP B

New Zealand Knights 1 (Richter 40') Newcastle Jets 1 (Bridge 58')

New Zealand: Michael Turnbull, Sime Kovacevic, Frank Van Eijs (Gregory Duruz 63'), Che Bunce, Noah Hickey, Jonas Salley, Malik Buari, Scot Gemmill, Michael White (Adam Casey 75'), Jonathan Richter (Darren Bazeley 88'), Sean Devine.

Newcastle: Ben Kennedy, Adam D'Apuzzo (Steve Eagleton 86'), Jade North, Andrew Durante, Matt Thompson, Paul Okon, Nick Carle, Jobe Wheelhouse, Vaughan Coveny, Mark Bridge, Labinot Haliti (Tarek Elrich 80').

Cautions: Van Eijs 55', White 73'. *Expulsions:* –

Date: 16-Jul-06. *Venue:* North Harbour Stadium. *Referee:* Neil Fox. *Crowd:* 804.

Queensland Roar 1 (Smits 30') Sydney FC 2 (Petrovski 16', Brosque 87')

Queensland: Liam Reddy, Sasa Ogenovski, Stuart McLaren, Josh McCloughan, Remo Buess, Andrew Packer, Massimo Murdocca, Matthew McKay, Hyuk-Su Seo, Ante Milicic (Chad Gibson 70'), Tim Smits (Ben Griffin 70').

Sydney: Clint Bolton (Justin Pasfield 61'), Mark Rudan, Alvin Ceccoli (Nikolai Topor-Stanley 77'), Iain Fyfe, Mark Milligan, Ufuk Talay, Terry McFlynn, David Carney, Steve Corica, Sasho Petrovski (Robert Middleby 57'), Alex Brosque.

Cautions: – *Expulsions:* –

Date: 15-Jul-06. *Venue:* Carrara Stadium, Gold Coast. *Referee:* Peter Green. *Crowd:* 7130.

ROUND TWO – GROUP A

Central Coast Mariners 0 Adelaide United 0

Central Coast: Danny Vukovic, Paul O'Grady, Alex Wilkinson, Bradley Porter, Noel Spencer, Damien Brown, Vuko Tomasevic, Andre Gumprecht, Jamie McMaster (James Holland 79'), Oliver Bozanic, Adam Kwasnik.

Adelaide: Daniel Beltrame, Michael Valkanis, Richie Alagich, Robert Cornthwaite, Aaron Goulding, Angelo Costanzo (Nathan Burns 72'), Ross Aloisi, Travis Dodd, Greg Owens, Matthew Kemp (Bruce Djite 57'), Carl Veart (Jason Spagnuolo 57').

Cautions: Tomasevic 69', Spencer 89'; Goulding 43'. *Expulsions:* – *Date:* 22-Jul-06. *Venue:* Wade Park, Orange. *Referee:* Simon Prydzacz. *Crowd:* 4344.

Perth Glory 1 (Young 59') Melbourne Victory 1 (Allsopp 51')

Perth: Jason Petkovic (Aleks Vrteski 73'), Ante Kovacevic, Leo Bertos, Jamie Harnwell, David Tarka (Bobby Despotovski 17'), Ryan Townsend, Adrian Webster, Naum Sekulovski, Mark Robertson, David Micevski, Stuart Young (Josip Magdic 79').

Melbourne: Eugene Galekovic, Kevin Muscat, Rodrigo Vargas, Mark Byrnes (Simon Storey 0'), Adrian Leijer, Grant Brebner, Vince Lia, Adrian Caceres (Michael Ferrante 82'), Daniel Allsopp, Archie Thompson (Claudio 78'), Fred.

Cautions: Webster 18', Sekulovski 62'; Allsopp 3', Brebner 80', Da Silva 82', Ferrante 87'. *Expulsions:* –

Date: 22-Jul-06. *Venue:* Dorrien Gardens, Perth. *Referee:* Angelo Nardi. *Crowd:* 1872.

ROUND TWO – GROUP B

Queensland Roar 1 (Dilevski 8') New Zealand Knights 1 (Rodrigues 24')

Queensland: Tom Willis, Chad Gibson, Josh McCloughan, Ben Griffin (Remo Buess 64'), Spase Dilevski, Andrew Packer, Massimo Murdocca, Matthew McKay, Hyuk-Su Seo, Ante Milicic, Tim Smits (Steve Fitzsimons 46').

New Zealand: Michael Turnbull, Sime Kovacevic, Gregory Duruz, Che Bunce (Richard Johnson 90'), Noah Hickey, Jonas Salley, Malik Buari, Daniel Rodrigues, Michael White (Darren Bazeley 46'), Jonathan Richter (Sean Devine 78'), Adam Casey.

Cautions: Milicic 3', Gibson 32', Seo 38'; Richter 1', Duruz 17', Salley 21', Casey 23'. *Expulsions:* –

Date: 22-Jul-06. *Venue:* Maroochydore Soccer Club. *Referee:* Matthew Breeze. *Crowd:* 3447.

Sydney FC 2 (Topor-Stanley 2', Middleby 25') Newcastle Jets 1 (own goal 68')

Sydney: Clint Bolton (Justin Pasfield 46'), Nikolai Topor-Stanley, Alvin Ceccoli, Iain Fyfe, Mark Milligan (Wade Oostendorp 76'), Ufuk Talay, Robert Middleby, Terry McFlynn, Steve Corica, David Zdrilic (Sasho Petrovski 67'), Alex Brosque (David Carney 76').

Newcastle: Ben Kennedy, Adam D'Apuzzo (Stuart Musialik 46'), Jade North, Andrew Durante (Troy Hearfield 90'), Matt Thompson, Paul Okon (Tolgay Ozbey 78'), Nick Carle, Jobe Wheelhouse, Vaughan Coveny, Mark Bridge, Labinot Haliti.

Cautions: Corica 90'; D'Apuzzo 2', Thompson 73'. *Expulsions:* – *Date:* 22-Jul-06. *Venue:* Canberra Stadium. *Referee:* Ben Williams. *Crowd:* 7226.

ROUND THREE – GROUP A

Melbourne Victory 1 (Thompson 4') **Central Coast Mariners 3** (Kwasnik 35', O'Grady 64', Spencer 77')
Melbourne: Eugene Galekovic, Kevin Muscat, Rodrigo Vargas, Adrian Leijer, Alessandro, Grant Brebner, Vince Lia (Adrian Caceres 66'), Steve Pantelidis, Daniel Allsopp (Claudio 69'), Archie Thompson, Fred (Kristian Sarkies 76').
Central Coast: Danny Vukovic (Matthew Trott 92'+), Andrew Clark, Paul O'Grady, Alex Wilkinson, Noel Spencer, Damien Brown (Oliver Bozanic 90'), Vuko Tomasevic, Matthew Osman (Bradley Porter 86'), Jamie McMaster (Andre Gumprecht 70'), Adam Kwasnik, Stewart Petrie.
Cautions: O'Grady 25', Osman 57', McMaster 68', Gumprecht 75'. *Expulsions:* –
Date: 29-Jul-06. *Venue:* Olympic Park. *Referee:* Craig Zetter. *Crowd:* 6593.

Perth Glory 0 Adelaide United 0
Perth: Aleks Vrteski, Ante Kovacevic, Jamie Harnwell, David Tarka, Ryan Townsend, Stan Lazaridis (Bobby Despotovski 72'), Adrian Webster, Leo Bertos, Naum Sekulovski, David Micevski, Stuart Young.
Adelaide: Robert Bajic, Michael Valkanis, Richie Alagich, Jason Spagnuolo, Robert Cornthwaite, Aaron Goulding, Ross Aloisi, Travis Dodd, Greg Owens, Matthew Kemp (Nathan Burns 57'), Carl Veart (Bruce Djite 77').
Caution: Aloisi 52'. *Expulsions:* –
Date: 30-Jul-06. *Venue:* Dorrien Gardens, Perth. *Referee:* Angelo Nardi. *Crowd:* 3038.

ROUND THREE – GROUP B

New Zealand Knights 0 Sydney FC 0
New Zealand: Danny Milosevic, Sime Kovacevic, Gregory Duruz, Darren Bazeley, Frank Van Eijs, Noah Hickey (Sean Devine 90'), Jonas Salley, Malik Buari, Daniel Rodrigues, Richard Johnson, Jonathan Richter (Adam Casey 85').
Sydney: Clint Bolton, Mark Rudan, Alvin Ceccoli, Iain Fyfe, Mark Milligan, Ufuk Talay (Nikolai Topor-Stanley 78'), Robert Middleby (Steve Corica 70'), Terry McFlynn, David Carney, David Zdrilic (Sasho Petrovski 61'), Alex Brosque.
Caution: Rudan 35'. *Expulsions:* –
Date: 29-Jul-06. *Venue:* North Harbour Stadium. *Referee:* Peter O'Leary. *Crowd:* 3121.

Newcastle Jets 0 Queensland Roar 0
Newcastle: Ben Kennedy, Adam D'Apuzzo, Andrew Durante, Jade North, Matt Thompson (Tolgay Ozbey 76'), Nick Carle, Stuart Musialik (Troy Hearfield 90'), Jobe Wheelhouse, Mark Bridge, Vaughan Coveny (Tarek Elrich 85'), Labinot Haliti.
Queensland: Liam Reddy, Sasa Ognjenovski, Remo Buess, Chad Gibson, Josh McCloughan (Ben Griffin 79'), Spase Dilevski, Massimo Murdocca, Matthew McKay, Steve Fitzsimmons, Hyuk-Su Seo, Ante Milicic (Tim Smits 84').
Cautions: Wheelhouse 78', Carle 89'; Gibson 39', Seo 80'. *Expulsions:* –
Date: 29-Jul-06. *Venue:* Port Macquarie Regional Stadium. *Referee:* James Lewis. *Crowd:* 2822.

ROUND FOUR (BONUS ROUND)*

Adelaide United 1 (Veart 20'pen) **New Zealand Knights 0**
Adelaide: Daniel Beltrame, Michael Valkanis, Richie Alagich (Kristian Rees 69'), Jason Spagnuolo, Robert Cornthwaite, Aaron Goulding, Ross Aloisi (Adam Van Dommele 80'), Travis Dodd, Greg Owens, Matthew Kemp (Angelo Costanzo 53'), Carl Veart.
New Zealand: Ivan Necevski, Sime Kovacevic, Gregory Duruz, Darren Bazeley, Frank Van Eijs, Noah Hickey, Jonas Salley, Daniel Rodrigues, Richard Johnson, Jonathan Richter (Adam Casey 88'), Sean Devine (Malik Buari 73').
Cautions: Necevski 19', Duruz 90'. *Expulsions:* –
Date: 04-Aug-06. *Venue:* Hindmarsh Stadium. *Referee:* Craig Zetter. *Crowd:* 12006.

Newcastle Jets 2 (North 17', Carle 65'pen) **Melbourne Victory 3** (Thompson 4', Muscat 62'pen, Allsopp 84')
Newcastle: Ben Kennedy, Adam D'Apuzzo, Jade North, Andrew Durante, Matt Thompson (Tolgay Ozbey 46'), Paul Okon, Stuart Musialik, Nick Carle, Vaughan Coveny, Mark Bridge, Labinot Haliti.
Melbourne: Michael Theoklitos, Kevin Muscat, Rodrigo Vargas, Daniel Piorkowski, Simon Storey, Adrian Leijer, Alessandro (Steve Pantelidis 91'), Grant Brebner, Kristian Sarkies (Claudio 76'), Daniel Allsopp, Archie Thompson (Vince Lia 80').
Cautions: Okon 33', Ozbey 82', Coveny 83'; Allsopp 52'.
Date: 05-Aug-06. *Venue:* Scully Park Oval, Tamworth. *Referee:* Matthew Breeze. *Crowd:* 3126.

Queensland Roar 0 Central Coast Mariners 0
Queensland: Tom Willis, Sasa Ognjenovski, Chad Gibson, Remo Buess, Ben Griffin, Andrew Packer, Massimo Murdocca, Matt McKay, Steve Fitzsimmons, Hyuk-Su Seo, Ante Milicic (Tim Smits 46').
Central Coast: Danny Vukovic, Andrew Clark, Paul O'Grady, Alex Wilkinson, Noel Spencer, Damien Brown, Vuko Tomasevic, Andre Gumprecht, Jamie McMaster, Adam Kwasnik (James Holland 70'), Stewart Petrie.
Cautions: Murdocca 28', Smits 52'; McMaster 18', O'Grady 58', Holland 71'. *Expulsions:* –
Date: 06-Aug-06. *Venue:* Clive Burghoffer Stadium, Toowoomba. *Referee:* Peter Green. *Crowd:* 4571.

Sydney FC 3 (Brosque 26', 27', Petrovski 57') **Perth Glory 0**
Sydney: Clint Bolton, Nikolai Topor-Stanley, Mark Rudan, Alvin Ceccoli, Iain Fyfe, Mark Milligan, Terry McFlynn, David Carney, Steve Corica (David Zdrilic 61'), Sasho Petrovski (Jeremy Brockie 82'), Alex Brosque.
Perth: Andrew Crews, Ante Kovacevic, Jamie Harnwell, David Tarka, Ryan Townsend, Leo Bertos, Adrian Webster (Bobby Despotovski 68'), Naum Sekulovski, Mark Robertson (Josip Magdic 68'), David Micevski, Stuart Young.
Caution: Webster 53'. *Expulsions:* –
Date: 06-Aug-06. *Venue:* WIN Stadium, Wollongong. *Referee:* Srebre Delovski. *Crowd:* 6634.

**BONUS POINT (BP) SYSTEM: extra points awarded as follows:*
 1 bonus point for 2 goals scored by either team
 2 bonus points for 3 goals scored by either team
 3 bonus points for 4 or more goals scored by either team

FINAL LADDERS

GROUP A	W	D	L	F	A	GD	BP*	Pts
Central Coast Mariners	2	2	0	5	2	+3	0	8
Adelaide United	2	2	0	2	0	+2	0	8
Melbourne Victory	1	1	2	5	7	-2	2	6
Perth Glory	0	2	2	2	6	-4	0	2

GROUP B	W	D	L	F	A	GD	BP*	Pts
Sydney FC	3	1	0	7	2	+5	2	12
Newcastle Jets	0	2	2	4	6	-2	1	3
New Zealand Knights	0	3	1	2	3	-1	0	3
Queensland Roar	0	3	1	2	3	-1	0	3

PLAY-OFF PHASE

MATCH A

Central Coast Mariners 2 (Petrie 53'pen, O'Grady 96')
Newcastle Jets 1 (Coveny 25') AET

Central Coast: Danny Vukovic, Andrew Clark, Paul O'Grady, Alex Wilkinson, Noel Spencer, Damien Brown (Tony Vidmar 73'), Vuko Tomasevic, Wayne O'Sullivan, Andre Gumprecht (Michael Jedinak 113'), Adam Kwasnik (Matt Simon 102'), Stewart Petrie.
Newcastle: Ben Kennedy, Adam D'Apuzzo (Shane Webb 46'), Jade North, Andrew Durante, Matt Thompson, Paul Okon (Labinot Haliti 58'), Nick Carle, Stuart Musialik (Joel Griffiths 62'), Jobe Wheelhouse, Vaughan Coveny, Mark Bridge.

Cautions: Clark 18', Vidmar 19', Kwasnik 20', O'Grady 25', Petrie 78'; Carle 23', Wheelhouse 28', North 44', Okon 52', Griffiths 72'. *Expulsion:* Webb 48',

Date: 12-Aug-06. *Venue:* Bluetongue Central Coast Stadium. *Referee:* Ben Williams. *Crowd:* 7567.

MATCH B

Sydney FC 1 (Carney 43') **Adelaide Utd 2** (Dodd 16', Rees 90')

Sydney: Clint Bolton, Nikolai Topor-Stanley, Mark Rudan, Alvin Ceccoli, Iain Fyfe, Mark Milligan, Terry McFlynn, David Carney (Robert Middleby 81'), Steve Corica (David Zdrilic 92'), Sasho Petrovski (Jeremy Brockie 62'), Alex Brosque.

Adelaide: Robert Bajic, Michael Valkanis, Richie Alagich (Matthew Kemp 46'), Jason Spagnuolo (Adam Van Dommele 93'), Robert Cornthwaite, Aaron Goulding, Ross Aloisi (Kristian Rees 76'), Angelo Costanzo, Travis Dodd, Greg Owens, Carl Veart.

Caution: Carney 57'. *Expulsion:* Ceccoli h/t

Date: 11-Aug-06. *Venue:* WIN Stadium, Wollongong. *Referee:* Mark Shield. *Crowd:* 4210.

MATCH C

Melbourne Victory 0–4pen **Queensland Roar 0–2pen**

Melbourne: Michael Theoklitos, Kevin Muscat, Rodrigo Vargas, Daniel Piorkowski, Simon Storey, Adrian Leijer, Alessandro (Vince Lia 80'), Grant Brebner, Daniel Allsopp (Adrian Caceres 75'), Archie Thompson, Fred (Kristian Sarkies 60').

Queensland: Sasa Ognenovski, Chad Gibson, Josh McCloughan, Remo Buess, Andrew Packer, Massimo Murdocca (Ben Griffin 80'), Hyuk-Su Seo, Dario Vidosic (Matthew McKay 34'), Ante Milicic (Steve Fitzsimmons 65'), Simon Lynch.

Cautions: Da Silva 8', Brebner 33', Muscat 63', Vargas 87'; Fitzsimmons 29', Seo 48'. *Expulsions:* –

Date: 11-Aug-06. *Venue:* Epping Stadium, Melbourne. *Referee:* Simon Pryzdacz. *Crowd:* 2117.

MATCH D

New Zealand Knights 0 **Perth Glory 1** (Young 86')

New Zealand: Ivan Necevski, Sime Kovacevic, Darren Bazeley, Frank Van Eijs, Che Bunce (Neil Emblen 52'), Noah Hickey, Jonas Salley (Sean Devine 84'), Malik Buari, Daniel Rodrigues, Richard Johnson, Jonathan Richter (Scot Gemmill 46').

Perth: Andy Petterson, Josip Magdic, Ante Kovacevic, David Tarka, Jamie Harnwell, Leo Bertos, Jeremy Christie (Simon Colosimo 68'), Naum Sekulovski, Stuart Young, Mimi Saric, Luka Glavas.

Cautions: – *Expulsions:* –

Date: 11-Aug-06. *Venue:* North Harbour Stadium. *Referee:* Peter O'Leary. *Crowd:* 1104.

FINALS PHASE

7th/8th PLAY-OFF

New Zealand Knights 1 (Bazeley 65') **Queensland Roar 2** (Da Costa 49', Vidosic 55')

New Zealand: Danny Milosevic, Sime Kovacevic, Darren Bazeley, Frank Van Eijs, Noah Hickey (Jonathan Richter 10' (Michael White 70')), Malik Buari, Daniel Rodrigues (Sean Devine 23'), Scot Gemmill, Neil Emblen, Richard Johnson, Adam Casey.

Queensland: Liam Reddy (Tom Willis 69'), Sasa Ognenovski, Josh McCloughan, Remo Buess, Ben Griffin, Andrew Packer, Marcus Wedau (Steve Fitzsimmons 66'), Matthew McKay (Massimo Murdocca 60'), Dario Vidosic, Simon Lynch, Reinaldo Da Costa.

Cautions: Van Eijs 58'; Packer 78'. *Expulsion:* Van Eijs 71',

Date: 18-Aug-06. *Venue:* North Harbour Stadium. *Referee:* Peter O'Leary. *Crowd:* 1100.

5th/6th PLAY-OFF

Melbourne Victory 1 (Allsopp 84') **Perth Glory 0**

Melbourne: Eugene Galekovic, Daniel Piorkowski, Simon Storey, Adrian Leijer, Alessandro (Vince Lia 78'), Grant Brebner, Steve Pantelidis, Kristian Sarkies (Archie Thompson 62'), Adrian Caceres, Claudinho (Daniel Allsopp 67'), Fred.

Perth: Aleks Vrteski, Ante Kovacevic, Jamie Harnwell, Tyler Simpson, David Tarka, Stan Lazaridis, Leo Bertos, Jeremy Christie, Mark Robertson, Stuart Young (Luka Glavas 78'), Mimi Saric (Josip Magdic 62').

Cautions: Claudinho 53', Storey 62'; Robertson 75'. *Expulsions:* –
Date: 18-Aug-06. *Venue:* Olympic Park Stadium. *Referee:* Ben Williams. *Crowd:* 2215.

3rd/4th PLAYOFF

Sydney FC 2 (Petrovski 40', Rudan 68') **Newcastle Jets 0**

Sydney: Justin Pasfield, Nikolas Tsattalios (Jason Naidovski 83'), Nikolai Topor-Stanley, Mark Rudan (Steven Bozinovski 70'), Iain Fyfe, Ufuk Talay, Robert Middleby, Terry McFlynn, David Zdrilic, Saso Petrovski, Jeremy Brockie.

Newcastle: Ben Kennedy, Adam D'Apuzzo, Matt Thompson, Paul Okon, Nick Carle, Stuart Musialik (Tarek Elrich 81'), Jobe Wheelhouse, Vaughan Coveny (Tolgay Ozbey 79'), Joel Griffiths, Mark Bridge, Labinot Haliti.

Caution: Talay 25'. *Expulsions:* –

Date: 19-Aug-06. *Venue:* Campbelltown Stadium, Sydney. *Referee:* Srebre Delovski. *Crowd:* 5326.

2006 PRE-SEASON CUP FINAL

Central Coast Mariners 1 – 4 pen (Gumprecht 77')

Adelaide United 1 – 5pen (Veart 7') AET

Central Coast: Danny Vukovic, Andrew Clark, Alex Wilkinson, Tony Vidmar (Jamie McMaster 75'), Noel Spencer, Damien Brown (John Hutchinson 98'), Vuko Tomasevic, Wayne O'Sullivan, Andre Gumprecht, Adam Kwasnik, Stewart Petrie.

Adelaide: Robert Bajic, Michael Valkanis, Richie Alagich, Robert Cornthwaite, Aaron Goulding, Jason Spagnuolo (Kristian Rees 56'), Ross Aloisi, Angelo Costanzo (Shengqing Qu 70'), Travis Dodd (Adam Van Dommele 46'), Greg Owens, Carl Veart.

Cautions: Gumprecht 82', Spencer 104', McMaster 116'; Owens 26', Van Dommele 67', Goulding 91'. *Expulsions:* –

Date: 19-Aug-06. *Venue:* Bluetongue Central Coast Stadium. *Referee:* Simon Pryzdacz. *Crowd:* 10463.

2006 Pre-Season Cup Final Placings: 1. ADELAIDE UNITED, 2. Central Coast Mariners, 3. Sydney FC, 4. Newcastle Jets, 5. Melbourne Victory, 6. Perth Glory, 7. Queensland Roar, 8. New Zealand Knights.

2006 Pre-Season Cup Top Scorers: 3 gls – Daniel Allsopp (MV), Alex Brosque (SFC), Sasho Petrovski (SFC), Carl Veart (AU)

HYUNDAI A-LEAGUE 2006-07 FIXTURES

Date	Local time	AE(D/S)T*	Home team	Away team	Venue	
Round 1 (25-27 Aug)						
Fri 25-08-06	8:00pm	8:00pm	Melbourne Victory	Adelaide United	Olympic Park
Sat 26-08-06	7:00pm	7:00pm	Queensland Roar	Perth Glory	Suncorp Stadium
Sun 27-08-06	5:00pm	3:00pm	New Zealand Knights	Newcastle Jets	North Harbour Stadium
Sun 27-08-06	5:00pm	5:00pm	Sydney FC	Central Coast Mariners	Aussie Stadium
Round 2 (1-3 Sep)						
Fri 01-09-06	8:00pm	8:00pm	Newcastle Jets	Queensland Roar	EnergyAustralia Stadium
Sat 02-09-06	12:30pm	10:30am	New Zealand Knights	Adelaide United	North Harbour Stadium
Sat 02-09-06	7:00pm	7:00pm	Melbourne Victory	Sydney FC	Telstra Dome
Sun 03-09-06	3:00pm	5:00pm	Perth Glory	Central Coast Mariners	Members Equity Stadium
Round 3 (8-10 Sep)						
Fri 08-09-06	7:30pm	8:00pm	Adelaide United	Newcastle Jets	Hindmarsh Stadium
Sat 09-09-06	7:00pm	7:00pm	Central Coast Mariners	Queensland Roar	Bluetongue Central Coast Stadium
Sun 10-09-06	12:30pm	10:30am	New Zealand Knights	Melbourne Victory	North Harbour Stadium
Sun 10-09-06	3:00pm	5:00pm	Perth Glory	Sydney FC	Members Equity Stadium
Round 4 (15-17 Sep)						
Fri 15-09-06	8:00pm	8:00pm	Queensland Roar	New Zealand Knights	Suncorp Stadium
Sat 16-09-06	6:30pm	7:00pm	Adelaide United	Perth Glory	Hindmarsh Stadium
Sun 17-09-06	3:00pm	3:00pm	Sydney FC	Newcastle Jets	Aussie Stadium
Sun 17-09-06	5:00pm	5:00pm	Melbourne Victory	Central Coast Mariners	Olympic Park
Round 5 (21-24 Sep)						
Thu 21-09-06	8:00pm	6:00pm	New Zealand Knights	Sydney FC	North Harbour Stadium
Fri 22-09-06	8:00pm	8:00pm	Queensland Roar	Adelaide United	Suncorp Stadium
Sat 23-09-06	7:00pm	7:00pm	Central Coast Mariners	Newcastle Jets	Bluetongue Central Coast Stadium
Sun 24-09-06	3:00pm	5:00pm	Perth Glory	Melbourne Victory	Members Equity Stadium
Round 6 (28 Sep-2 Oct)						
Thu 28-09-06	8:00pm	6:00pm	New Zealand Knights	Central Coast Mariners	North Harbour Stadium
Fri 29-09-06	8:00pm	8:00pm	Newcastle Jets	Perth Glory	EnergyAustralia Stadium
Sun 01-10-06	5:00pm	5:00pm	Melbourne Victory	Queensland Roar	Olympic Park
Mon 02-10-06	4:30pm	5:00pm	Adelaide United	Sydney FC	Hindmarsh Stadium
Round 7 (6-8 Oct)						
Fri 06-10-06	7:30pm	8:00pm	Adelaide United	Central Coast Mariners	Hindmarsh Stadium
Fri 06-10-06	8:00pm	10:00pm	Perth Glory	New Zealand Knights	Members Equity Stadium
Sun 08-10-06	3:00pm	3:00pm	Sydney FC	Queensland Roar	Aussie Stadium
Sun 08-10-06	5:00pm	5:00pm	Newcastle Jets	Melbourne Victory	EnergyAustralia Stadium
Round 8 (13-15 Oct)						
Fri 13-10-06	8:00pm	8:00pm	Central Coast Mariners	Sydney FC	Bluetongue Central Coast Stadium
Sat 14-10-06	7:00pm	7:00pm	Newcastle Jets	New Zealand Knights	EnergyAustralia Stadium
Sun 15-10-06	5:00pm	5:00pm	Melbourne Victory	Adelaide United	Olympic Park
Sun 15-10-06	5:00pm	7:00pm	Perth Glory	Queensland Roar	Members Equity Stadium
Round 9 (20-22 Oct)						
Fri 20-10-06	8:00pm	8:00pm	Central Coast Mariners	Perth Glory	Bluetongue Central Coast Stadium
Sat 21-10-06	7:00pm	7:00pm	Sydney FC	Melbourne Victory	Aussie Stadium
Sun 22-10-06	5:00pm	5:00pm	Queensland Roar	Newcastle Jets	Suncorp Stadium
Sun 22-10-06	6:30pm	7:00pm	Adelaide United	New Zealand Knights	Hindmarsh Stadium
Round 10 (27-29 Oct)						
Fri 27-10-06	8:00pm	5:00pm	New Zealand Knights	Melbourne Victory	North Harbour Stadium
Fri 27-10-06	8:00pm	8:00pm	Newcastle Jets	Adelaide United	EnergyAustralia Stadium
Sat 28-10-06	7:00pm	7:00pm	Queensland Roar	Central Coast Mariners	Suncorp Stadium
Sun 29-10-06	5:00pm	5:00pm	Sydney FC	Perth Glory	Aussie Stadium
Round 11 (3-5 Nov)						
Fri 03-11-06	8:00pm	8:00pm	Melbourne Victory	Central Coast Mariners	Olympic Park
Sat 04-11-06	7:00pm	7:00pm	Newcastle Jets	Sydney FC	EnergyAustralia Stadium
Sun 05-11-06	5:00pm	3:00pm	New Zealand Knights	Queensland Roar	North Harbour Stadium
Sun 05-11-06	4:30pm	5:00pm	Adelaide United	Perth Glory	Hindmarsh Stadium
Round 12 (9-12 Nov)						
Thu 09-11-06	8:00pm	8:00pm	Melbourne Victory	Perth Glory	Olympic Park
Fri 10-11-06	8:00pm	8:00pm	Sydney FC	New Zealand Knights	Aussie Stadium
Sat 11-11-06	7:00pm	8:00pm	Queensland Roar	Adelaide United	Suncorp Stadium
Sun 12-11-06	5:00pm	5:00pm	Newcastle Jets	Central Coast Mariners	EnergyAustralia Stadium

Round 13 (17–19 Nov)

Fri	17-11-06	7:00pm	8:00pm	Queensland Roar	Melbourne Victory	Suncorp Stadium
Sat	18-11-06	5:00pm	8:00pm	Perth Glory	Newcastle Jets	Members Equity Stadium
Sun	19-11-06	5:00pm	3:00pm	New Zealand Knights	Central Coast Mariners	North Harbour Stadium
Sun	19-11-06	5:00pm	5:00pm	Sydney FC	Adelaide United	Aussie Stadium

Round 14 (24–26 Nov)

Fri	24-11-06	8:00pm	8:00pm	Sydney FC	Queensland Roar	Aussie Stadium
Sat	25-11-06	7:00pm	7:00pm	Central Coast Mariners	Adelaide United	Bluetongue Central Coast Stadium
Sun	26-11-06	5:00pm	5:00pm	Melbourne Victory	Newcastle Jets	Olympic Park
Sun	26-11-06	4:00pm	7:00pm	Perth Glory	New Zealand Knights	Members Equity Stadium

Round 15 (1–3 Dec)

Fri	01-12-06	7:30pm	8:00pm	Adelaide United	Melbourne Victory	Hindmarsh Stadium
Sat	02-12-06	7:00pm	8:00pm	Queensland Roar	Perth Glory	Suncorp Stadium
Sun	03-12-06	5:00pm	3:00pm	New Zealand Knights	Newcastle Jets	North Harbour Stadium
Sun	03-12-06	5:00pm	5:00pm	Central Coast Mariners	Sydney FC	Bluetongue Central Coast Stadium

Round 16 (7–10 Dec)

Thu	07-12-06	7:00pm	8:00pm	Queensland Roar	Newcastle Jets	Suncorp Stadium
Fri	08-12-06	8:00pm	8:00pm	Melbourne Victory	Sydney FC	Olympic Park
Sun	10-12-06	5:00pm	5:00pm	Central Coast Mariners	Perth Glory	Bluetongue Central Coast Stadium
Sun	10-12-06	6:30pm	7:00pm	Adelaide United	New Zealand Knights	Hindmarsh Stadium

Round 17 (14–17 Dec)

Thu	14-12-06	8:00pm	8:00pm	Sydney FC	Perth Glory	Aussie Stadium
Fri	15-12-06	7:30pm	8:00pm	Adelaide United	Newcastle Jets	Hindmarsh Stadium
Sat	16-12-06	7:00pm	7:00pm	Central Coast Mariners	Queensland Roar	Bluetongue Central Coast Stadium
Sun	17-12-06	7:00pm	7:00pm	Melbourne Victory	New Zealand Knights	Olympic Park

no matches 22–24 December – Christmas break

Round 18 (28 Dec–1 Jan)

Thu	28-12-06	7:00pm	10:00pm	Perth Glory	Adelaide United	Members Equity Stadium
Fri	29-12-06	8:00pm	6:00pm	New Zealand Knights	Queensland Roar	North Harbour Stadium
Sun	31-12-06	6:00pm	6:00pm	Central Coast Mariners	Melbourne Victory	Bluetongue Central Coast Stadium
Mon	01-01-07	6:00pm	6:00pm	Newcastle Jets	Sydney FC	EnergyAustralia Stadium

Round 19 (4–7 Jan)

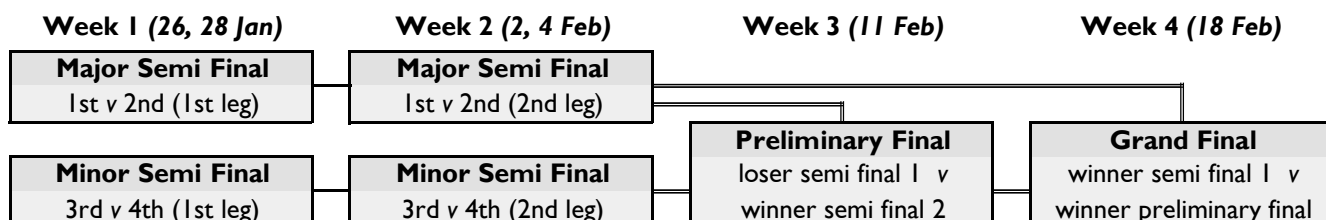
Thu	04-01-07	7:30pm	8:00pm	Adelaide United	Queensland Roar	Hindmarsh Stadium
Fri	05-01-07	8:00pm	8:00pm	Newcastle Jets	Central Coast Mariners	EnergyAustralia Stadium
Sun	07-01-07	7:00pm	7:00pm	Sydney FC	New Zealand Knights	Aussie Stadium
Sun	07-01-07	6:00pm	9:00pm	Perth Glory	Melbourne Victory	Members Equity Stadium

Round 20 (11–14 Jan)

Thu	11-01-07	8:00pm	8:00pm	Central Coast Mariners	New Zealand Knights	Bluetongue Central Coast Stadium
Fri	12-01-07	8:00pm	8:00pm	Melbourne Victory	Queensland Roar	Olympic Park
Sun	14-01-07	6:30pm	7:00pm	Adelaide United	Sydney FC	Hindmarsh Stadium
Sun	14-01-07	6:00pm	9:00pm	Perth Glory	Newcastle Jets	Members Equity Stadium

Round 21 (19–21 Jan)

Fri	19-01-07	8:00pm	8:00pm	Newcastle Jets	Melbourne Victory	EnergyAustralia Stadium
Sat	20-01-07	7:00pm	8:00pm	Queensland Roar	Sydney FC	Suncorp Stadium
Sun	21-01-07	7:00pm	5:00pm	New Zealand Knights	Perth Glory	North Harbour Stadium
Sun	21-01-07	7:00pm	7:00pm	Central Coast Mariners	Adelaide United	Bluetongue Central Coast Stadium

HYUNDAI A-LEAGUE 2007 FINALS SERIES


*AEST reverts to AEDT during NSW/Vic daylight savings.

Times/dates/venues of Regular Season and/or Finals Series matches subject to change.

- . the teams which finish in first and third positions at the conclusion of the Regular Season will have the option to play the first leg of their Semi Final at home or away
- . the winner of the Major Semi Final will have the option to host the Grand Final, subject to venue availability
- . the loser of the Major Semi Final will have the option to host the Preliminary Final, subject to venue availability
- . the selection of venues for Finals Series matches will occur in consultation with the Hyundai A-League

The team which wins the Grand Final is declared the Hyundai A-League 2007 Champions

HYUNDAI A-LEAGUE 2006-07 – MATCH OFFICIALS

REFEREES

HYUNDAI A-LEAGUE 2006-07 PANEL

<p>Matthew Breeze FIFA badge State: NSW Born: 10-Jun-72 Occupation: Police Prosecutor 20 matches Hyundai A-League 2005-06</p>	<p>Neil Fox FIFA badge Country: NZ Born: 16-Feb-63 FIFA badge 3 matches Hyundai A-League 2005-06</p>	<p>Angelo Nardi FIFA badge State: WA Born: 30-Jun-69 Occupation: Business Analyst 3 matches Hyundai A-League 2005-06</p>	<p>Mark Shield FIFA badge State: Qld Born: 2-Sep-73 Occupation: Self Employed 17 matches Hyundai A-League 2005-06</p>
<p>Strebre Delovski State: NSW Born: 13-Oct-75 Occupation: Accountant 2 matches Hyundai A-League 2005-06</p>	<p>Peter Green FIFA badge State: Qld Born: 29-May-78 Occupation: Bank A/c Manager 2 matches Hyundai A-League 2005-06</p>	<p>Peter O'Leary FIFA badge Country: NZ Born: 3-Mar-72 Occupation: Teacher 10 matches Hyundai A-League 2005-06</p>	<p>Ben Williams FIFA badge State: ACT Born: 14-Apr-77 Occupation: Teacher 14 matches Hyundai A-League 2005-06</p>
<p>Kevin Docherty State: Vic Occupation: turf manager First year Hyundai A-League panel</p>	<p>James Lewis State: NNSW Born: 1-Sep-78 Occupation: IT Consultant 2 matches Hyundai A-League 2005-06</p>	<p>Simon Przydacz FIFA badge State: NSW Born: 8-Nov-74 Occupation: Teacher (Upper Secondary Coordinator) 11 matches Hyundai A-League 2005-06</p>	<p>Craig Zetter FIFA badge State: SA Born: 30-Jun-77 Occupation: Police Officer 3 matches Hyundai A-League 2005-06</p>

ASSISTANT REFEREES

Rodney Allen (NNSW)
Hakan Anaz (Vic) FIFA
Brent Best (NZ) FIFA
Luke Brennan (Vic)
Paul Cetrangolo (SA)
Peter Chapman (SA)
Mathew Cheeseman (WA)
Matthew Cream (SA) FIFA
Paul Dunham (NZ) FIFA
Joe Fusari (WA)
Nathan Gibson (NNSW) FIFA
Alex Glasgow (NSW)
Gavin Martin (ACT)
Michael Nugus (WA)
Jim Ouliaris (Vic) FIFA
John Peacock (Qld)
Jason Power (Qld) FIFA
Denis Silk (Qld)
Jonathan Streater (NSW) FIFA
Nick Waldron (NZ)
Ben Wilson (ACT) FIFA
Murray Wilson (NSW)

Australia's recent FIFA appointments

<p>2001 FIFA Confederations Cup <i>Korea/Japan</i> Referee – Simon Micallef FIFA World Youth Championship <i>Argentina</i> Referee – Mark Shield World Cup qualifier: <i>Iran v Saudi Arabia Tehran</i> Referee – Simon Micallef Asst Referees – John Bowdler, Matthew Cream</p>	<p>2004 Olympic Games <i>Athens, Greece</i> Referee – Krystyna Szokolai Asst Referees – Airlie Keen, Jacqueline Leleu FIFA U-19 Women's World C'ship <i>Thailand</i> Referee – Jacqui Melksham Asst Referees – Sarah Ho, Michelle Treloar</p>
<p>2002 FIFA World Cup <i>Korea/Japan</i> Referee – Mark Shield FIFA U-19 Women's World C'ship <i>Canada</i> Referee – Krystyna Szokolai Asst Referee – Airlie Keen</p>	<p>2005 FIFA Confederations Cup <i>Germany</i> Referee – Matthew Breeze Asst Referees – Matthew Cream, Jim Ouliaris FIFA World Youth Championship <i>Netherlands</i> Referee – Mark Shield Asst. Referees – Nathan Gibson, Ben Wilson</p>
<p>2003 FIFA Confederations Cup <i>France</i> Referee – Mark Shield Asst Referees – Jim Ouliaris, Stewart Lockrey</p>	<p>2006 FIFA World Cup <i>Germany</i> Referee – Mark Shield Asst Referees – Nathan Gibson, Ben Wilson FIFA U-20 Women's World C'ship <i>Russia</i> Referee – Tammy Ogston Asst Referees – Sarah Ho, Airlie Keen</p>

AUSTRALIA'S NATIONAL FOOTBALL TEAMS

Qantas Socceroos

Australia's senior national men's team

Qantas Under 23s

Australia's under 23 national men's team

Qantas Young Socceroos

Australia's under 20 national men's youth team

Qantas Joeys

Australia's under 17 national men's youth team

Qantas Matildas

Australia's senior national women's team

Qantas Young Matildas

Australia's under 20 women's team

Qantas Futsalroos

Australia's national men's Futsal team

Qantas Australian Women's Futsal Team

Australia's national women's Futsal team



MEN'S SENIOR TEAM – the Qantas Socceroos

HISTORY OF THE AUSTRALIAN SENIOR TEAM

The early years – pre-Federation

Australia's first official international matches were played as part of a tour to New Zealand in 1922. While the two losses and a draw in the three match series against the New Zealand national side did not make for a good start, it was the nevertheless a historic phase in Australia's football history.

Australia's first international win came a year later, when New Zealand made a return trip to Australia.

Over the next four decades, Australia's opponents were mostly from the Commonwealth. In addition to many home and away matches against the Kiwis, Canada, India, England and South Africa visited down under in infrequent tours, while the Australians ventured abroad to places such as the Dutch East Indies (now Indonesia), Rhodesia (now Zimbabwe) and South Africa.

With limited budgets and scant resources for football in Australia at the time, there were scarce opportunities for professionalism, with virtually all players having to balance their footballing careers with full-time work and family life. And in an era where passenger air travel was in its infancy and transport by sea and railway was the norm, national team tours were very long - sometimes lasting for months. In those days, a commitment to the Australian national team was a major devotion to the cause. It was an involvement at a completely different level to today, and set a lasting foundation that is yet to be fully appreciated by the bulk of today's football community.

Highlights of the first forty years of the Australian national team include huge victories over arch-rivals New Zealand in 1936, a successful tour of southern Africa in 1950, and participation in the 1956 Olympic Games in Melbourne - where the Aussies won their opening match against Japan.

The aftermath of the Second World War saw huge waves of migrants come to Australia and many of them brought their passion for football, or soccer as it was more commonly known, to these shores. Hundreds of 'ethnic-based' teams made their way onto the scene, together with regular visits from high-profile European sides. The effects of this influx of 'new Australians' is quite evident today with the bulk of Australia's squad for the 2006 FIFA World Cup having family roots which started in Australia at this time.

The late 1950s saw huge administrative changes to football in this country, not all for the good, and for a variety of reasons Australia ceased to be officially recognised by FIFA, the game's worldwide governing body, in 1959. As a result, Australia was banned from playing international football. In 1963 the dispute with FIFA was resolved, and Australia became a fully fledged member of the world's governing body – a **Federation** in its own right.

Post-Federation – and a World Cup to aim for

Australia's first full international matches played after Federation was also its first attempt at qualifying for a FIFA World Cup. Following a number of withdrawals from Asian countries it turned out that Australia, Oceania's only entrant, only had to play-off against North Korea for the right to be at the **1966** World Cup. An under-prepared Australian side was convincingly beaten by North Korea over the two legs – a North Korean side which went on to reach the quarter finals at England '66.

The qualifying process for the **1970** World Cup was a truly marathon campaign. Australia finished first in a first-phase tournament in South Korea, which was followed by a three match series against Rhodesia played in the space of six days in 'neutral' Mozambique. There was no rest following the eventual victory over the Africans, with a trip to Israel and return leg against the Israelis in Sydney played in the following two weeks. Inspired by captain Johnny Warren, the end result was the closest of losses over two legs, which saw Israel make the World Cup finals.

Australia's next World Cup campaign however proved much more successful and after another rigorous first phase of qualifying, the Peter Wilson-led Aussies met South Korea for a place in the finals in the **1974** cup. After both the home and away legs ended in draws, the third and deciding game took place in Hong Kong where Jimmy Mackay's long range strike became part of Australian sporting folklore, Australia winning 1-0 and reaching the World Cup finals in West Germany.

AUSTRALIA'S 1974 WORLD CUP HEROES

	Age	Born	Pos	Club	West Germany	East Germany	Chile
Attila Abonyi	27	Hungary	Att	St George		○	●
Adrian Alston	25	England	Att	South Coast Utd	●	●	●
Branko Buljevic	26	Croatia	Att	Footscray	●	●	●
Ernie Campbell	24	Australia	Att	Marconi Fairfield		●	
Colin Curran	26	Australia	Def	Western Suburbs	●	●	●
Jim Mackay	30	Scotland	Mid	Hakoah (NSW)	●	●	●
Peter Ollerton	23	England	Att	APIA Leichhardt		○	○
Jack Reilly	30	Scotland	GK	Hakoah (Vic)	●	●	●
Ray Richards	28	England	Mid	Marconi Fairfield	●	●	●
Jimmy Rooney	28	Scotland	Mid	APIA Leichhardt	●	●	●
Manfred Schaefer	31	Germany	Def	St George	●	●	●
Doug Utjesenovic	27	Serbia	Def	St George	●	●	●
Johnny Warren	31	Australia	Mid	St George	●		
Harry Williams	23	Australia	Def	St George			○
Peter Wilson	26	England	Def	South Coast Utd	●	●	●

Reserves: David Harding (Mid; Pan Hellenic), Allan Maher (GK; Sutherland), Gary Manuel (Att; Pan Hellenic), Jim Milisavljevic (GK; Footscray), Ivo Rudic (Def; Pan Hellenic), Max Tolson (Att; South Coast Utd), John Watkiss (Def; Hakoah Sydney)

● denotes starting appearance ○ denotes substitute appearance

The World Cup was a totally different experience for Australia's part-time players, up against fully professional players from where the sport is like a religion.

Coached by Rale Rasic, Australia's first two 1974 World Cup matches were to East Germany (a 2-0 loss) and hosts and winners West Germany (a 3-0 loss). Despite the defeats, the Socceroos had earned the respect of the football world (East Germany were the only team to defeat West Germany at the cup) and final match was a tight 0-0 draw with Chile. Australia left the tournament with their integrity intact.

32 years of World Cup wilderness

However, after reaching the World Cup for the first time, qualification proved to be one nightmare after another over the following three decades, with internal challenges affecting preparation, arduous qualifying paths and pure bad luck ensuring failure after failure.

At the national level, Australia went through some unsettled years after the glory of 1974. While the Socceroos (barely) took out the Oceania sub-group of the **1978** World Cup qualifying phase, fourth place in the subsequent Asian phase – where only first-placed Iran would qualify – made West Germany seem so long ago.

In **1982**, a home loss to New Zealand early in the Asia/Oceania group (which also included Indonesia, Chinese Taipei and Fiji) campaign effectively ended Australia's chances. Zone winners New Zealand eventually qualified for their one and only World Cup to date.

The first phase of the attempt to reach the **1986** World Cup (Mexico) saw Australia take out the Oceania group, which included Israel. It was then a play-off against UEFA Group Seven runners-up Scotland. After the first leg in Glasgow ended 2-0 to the Scots, a fighting and attacking display by Australia in the return fixture somehow ended 0-0. Australia had failed again.

With Frank Arok at the helm, the Australian football team matured throughout the mid to late 1980s, a period which included draws against European powerhouses England and Czechoslovakia, and a stunning 4-1 win over reigning world champions Argentina in 1988. Australia's bicentennial year also saw the national team qualify for the 1988 Olympic Games (the last Olympic Games with no age restrictions for male football teams) where a 1-0 win over Yugoslavia really made the world take notice.

The **1990** World Cup campaign therefore started with renewed optimism. However it was perhaps an over-confident Australian team which lost the vital away leg against New Zealand, which ultimately led to second place in the Oceania/Israel group. Group winners Israel progressed to the next stage.

By now a host of Australian players were plying their trade in Europe, some rather successfully, and many believed this would eventually take Australian football to another level. The **1994** campaign saw Australia face two long-distance play-offs to get through, after winning all their Oceania qualifying games. The Socceroos successfully negotiated Canada – albeit only after penalties – which led to a famous final qualifying match against Argentina. With the comeback of Diego Maradona it seemed the whole world was watching as Australia drew the first (home) leg, but ultimately lost the play-off by the one goal, with an unlucky own goal in Buenos Aires highlighting the Socceroo curse.

Another clearly dominant performance by the Australians in the Oceania stages meant 'only' having to defeat the fourth-placed Asian team to qualify for the **1998** World Cup in France. Inspired by a goal from 19 year old Harry Kewell, a fired-up Australian team drew the first leg 1-1 away. And at 2-0 up with 20 minutes to go in the second leg, the Socceroos were on their way to the World Cup. But then, in what must be the most demoralising 20 minutes in Australian sporting history, Iran took advantage of the Aussie curse to draw and take out the tie on away goals. Despite not losing a match in the campaign, the Australians missed out yet again.

Despite the agony of seeing their dreams cruelly taken away, somehow the Socceroos bounced back with a stellar performance at the 1997 FIFA Confederations Cup, which was played in the weeks immediately following the Iran games. Assisted by victories over Mexico and Uruguay, Australia reached the final where, following the early sending-off of Mark Viduka, a loss beckoned against a rampaging Brazilian side.

At the 2001 Confederations Cup, Australia again proved it could match it with the world's best after inflicting the first defeat on France in a major competition since they won the World Cup in 1998. Australia finished third after extracting a revenge win over Brazil in the third-place play-off.

These impressive results gave Australia confidence for the final leg of the **2002** World Cup campaign. Earlier in the process, Australia had broken the world record for the biggest victory in a World Cup match with a 31-0 win over American Samoa. After then easily accounting for New Zealand, Australia was left with a difficult play-off against the powerful Uruguay. The curse of the Qantas Socceroos seemed to have lifted with victory in the first leg in Melbourne; but the second leg was a different story, and despite holding out for a large part of the game, the Aussies were eventually overwhelmed by the Uruguayans.

After seven unsuccessful World Cup campaigns, increasing internal administrative difficulties, a woeful financial outlook, and a slowly decaying domestic league, Australian football was in the doldrums.

Few would have predicted what was to happen to football in Australia in the following four years.

The road to the 2006 FIFA World Cup

Auckland, July 2002: does it get any worse?... After the heart-breaking failure of another World Cup qualifying campaign in late 2001, the next assignment for the Qantas Socceroos was qualification for the 2003 Confederations Cup. The anticipated familiar stroll through the Oceania qualifying tournament was supposed to be some respite from the gloom of the Uruguay loss. But it wasn't to be - with New Zealand taking out the final in one of Australia's darkest days. In hindsight, the 1-0 final loss was a somewhat apt result for football in Australia in 2002, as it echoed the financial woes and administrative difficulties faced by the national body at the time.

London, February 2003: a glimmer of hope... Out of the blue, a comprehensive 3-1 away win over 'mother England' was a result that really warmed the hearts of many Australian sports fans. While the Socceroos looked so hungry and determined - as Australian teams always do against England - there was also a skill and ability superiority about this win, a win which made the world take notice. This match marked an on-field turning point for football in Australia. By the end of 2003 the winds of positive change were stirring the code off the field as well.

Adelaide, July 2004: farewell, old foes... Following a mixed bag of results in friendlies against Ireland, Jamaica, Venezuela, South Africa and Turkey (September 2003 – May 2004), the Socceroos gathered to launch the first assault on the 2006 World Cup in Adelaide in July 2004. Little did anyone realise at the time, but the close 1-0 win over New Zealand in the 2004 Oceania Nations Cup (ONC) / World Cup qualifier was to be the last time the two rivals would face off against each other in an Oceania qualifying match. Despite a couple of close results, Australia finished easily in the top two of the tournament, which meant a final Oceania play-off in 2005 against the second-placed surprise packet Solomon Islands.

Germany, July 2005: promising play but no points... Australia reached the 2005 FIFA Confederations Cup by defeating the Solomons in the ONC final in October 2004. However, Australia's first tournament in Germany since the 1974 World Cup ended in similar circumstances - with promising displays but little to show for them on the scoreboard. Nevertheless, matching it with Germany and Argentina gave hope, with a looming World Cup qualifying showdown against the fifth-placed South American side. The tournament saw the end of Frank Farina's six year reign as national team coach.

Sydney/Honiara, August 2005: welcome Guus... New Qantas Socceroos coach Guus Hiddink saw his side cruise through the final stages of Australia's final Oceania qualifying matches (W9-1 on aggregate over the Solomons). In his final tune-up before taking on the South Americans, the Aussies piled on five goals with no reply against Jamaica in October in London.

Montevideo/Sydney, November 2005: at last!... Australia will never forget the moment John Aloisi's penalty-kick rammed the back of the net to seal victory after a gripping 210 minutes of play could not prise Australia and Uruguay. Although Australia's penalty shoot-out win will last in the memory of many, Australia's performance in the final 15 minutes in the first leg in Montevideo was probably the most telling period of the two ties, with the formidable Australian defence holding out wave after wave of attack.

At one-nil down after the first leg, Australia's attacking prowess came to the fore in Sydney, although the scoreboard would ultimately record just one goal for the Aussies, with a somewhat fluky goal from Marco Bresciano ultimately sending the tie to penalties. The final hero would be Mark Schwarzer, with two telling saves ensuring the unforgettable victory and qualification for Germany 2006.

It really seemed like destiny, as Germany was the venue of Australia's only previous World Cup appearance. Yet the shoot-out was only made possible when after three and a half hours of open play, Australia had restricted the strong Uruguayan strike force to just one goal, with Aussie defensive stalwart Tony Vidmar – tragically ruled out of World Cup contention in May 2006, the week before the squad was announced, due to medical reasons – playing perhaps the best two matches of his long Soccerroo career.

Meanwhile, hello Asia... soon after Australia officially became a member of the Asian Football Confederation in January 2006, the Qantas Socceroos trekked to Bahrain to take part in its first AFC Asian Cup qualification match. The 3-1 win put the Aussies in the box seat in Group D (where the top two countries qualify for the 2007 AFC Asian Cup), ensuring many more meaningful matches in the near future in addition to World Cup 2006.

HOW AUSTRALIA QUALIFIED FOR GERMANY 2006

First phase: Oceania World Cup Qualifiers, July 2004

Australia 1 defeated New Zealand 0 (Adelaide)
 Australia 9 defeated Tahiti 0 (Adelaide)
 Australia 6 defeated Fiji 1 (Adelaide)
 Australia 3 defeated Vanuatu 0 (Adelaide)
 Australia 2 drew with Solomon Islands 2 (Adelaide)

Final ladder	W	D	L	For	Ag	Pts
Australia	4	1	0	21	3	13
Solomon Islands	3	1	1	9	6	10
New Zealand	3	0	2	17	5	9
Fiji	1	1	3	3	10	4
Tahiti	1	1	3	2	24	4
Vanuatu	1	0	4	5	9	3

Top two teams (Australia and Solomon Islands) play off to determine the final Oceania winner in August 2005.

Second phase: final Oceania play-off, August 2005

Australia 7 defeated Solomon Islands 0 (Sydney)
 Australia 2 defeated Solomon Islands 1 (Honiara)

Australia wins the tie 9-1 on aggregate and proceeds to play the fifth-placed team from CONMEBOL

Final phase: winner Oceania v 5th-placed CONMEBOL (South America) team, November 2005

Australia 0 lost to Uruguay 1 (Montevideo)
 Australia 1(4p) defeated Uruguay 0(2p) (Sydney) AET

Australia proceeds to the 2006 FIFA World Cup

Australia's 2006 FIFA World Cup diary

On **10 May** 2006 Football Federation Australia announced the 23 names that would represent Australia at the 2006 FIFA World Cup.

While there were a lot of familiar faces amongst the final squad, the inclusion by Guus Hiddink and Graham Arnold of a couple of uncapped players (Josh Kennedy & Mark Milligan) surprised many.

The squad gathered in Melbourne on **22 May** for the start of the odyssey and were given two days together before taking on the might of European Champions Greece in the first World Cup warm-up match for the German-bound Qantas Socceroos.

It was a solid display by the Australians who, thanks to a spectacular early long-range goal from Josip Skoko, defeated Greece 1-0 on **25 May**; 90,000+ MCG patrons said farewell and good luck to the Socceroos in an night of celebration and anticipation.

The Qantas Socceroos departed on **26 May** for a pre-World Cup camp in Mierlo which included another World Cup warm-up match (W8-1) against nearby Dutch lower-division side Kloetingen.

Australia's first-ever encounter against the Netherlands on **4 Jun** was a valuable dress-rehearsal for Germany 2006. Proving that there is no such thing as a 'friendly' anymore, the match against the world's number three-ranked team was a bruising encounter and despite the Dutch having the vast majority of shots on goal, the match ended level at 1-1.

Three days later on **7 Jun** the Australians wrapped up their World Cup warm-up matches with a lower-key contest against Liechtenstein (W3-1) as the Socceroos neared the end of a physically demanding pre-World Cup camp.

And so on **12 Jun** Australia's historic first World Cup match in 32 years arrived. A much-disputed 26th minute goal by Nakamura kept Japan in the lead for most of the game, and with a one goal deficit against the group's lowest ranked team with just eight minutes remaining, it was easy to lose faith: until substitute Tim Cahill drilled in a loose ball to score Australia's first World Cup goal in the 84th minute, followed soon after by his second from a thumping shot from the edge of the box. As Australians at home and abroad were erupting in celebration, John Aloisi topped it off with a neat sealing goal in the dying seconds to make 3-1.

GERMANY 2006 Australian line-ups and goalscorers	Japan (W3-1)	Brazil (L0-2)	Croatia (D2-2)	Italy (L0-1)
John Aloisi	①	○	○	○
Marco Bresciano	●	○	○	●
Tim Cahill	②	●	●	●
Scott Chipperfield	●	●	●	●
Jason Culina	●	●	●	●
Brett Emerton	●	●	●	●
Vince Grella	●	●	●	●
Zeljko Kalac	●	●	●	●
Joshua Kennedy	○	○	○	○
Harry Kewell	●	○	①	●
Craig Moore	●	●	①	●
Lucas Neill	●	●	●	●
Tony Popovic	●	●	●	●
Mark Schwarzer	●	●	●	●
Mile Sterjovski	●	●	●	●
Mark Viduka	●	●	●	●
Luke Wilkshire	●	●	●	●

● = starting appearance ○ = substitute appearance, number = goals scored

Pre-tournament favourites Brazil proved to be a much tougher opponent than Japan, however the Australians truly matched it with Brazil on **18 Jun** and the half-time scoreline of 0-0 was much deserved in possibly Australia's best 45 minutes of the tournament. A well-worked Brazil goal just after half-time proved to be the key moment of the match, and despite continued and intense pressure from the Australians, it was the Brazilians who scored the game's remaining goal, with a brief loss in concentration by the Australian defence in the 89th minute showing why you just can't relax even for a second against Brazil.

With Brazil's 2-0 win over the Socceroos almost guaranteeing the South Americans' progression, the last group stage match between Australia and Croatia on **22 Jun** decided the remaining Group F top two spot. And it was certainly another pulsating contest with Australia having to come from behind – twice – to tie the match 2-2 and gloriously qualify for the next stage, Craig Moore (38'pen) and Harry Kewell (79') the goalscoring heros. Australia on Friday 23 Jun was abuzz with World Cup & Socceroo fever sweeping the country, as this final group match – with its controversies and high-spirited participants – showed the drama only provided by the real football.

The emotional roller-coaster ride continued as Australia matched it with the Italians right up until eight seconds before the end of their round of 16 match on **26 Jun**. And what a way it was to bow out, with a controversial penalty decision awarded to Italy following Grosso's tumble in the box bemusing the Australian team, resulting in a successful conversion by Totti and sending the Australians home in a state of shock.

While the last-gasp contentious penalty seemed to be the cruellest way to end the World Cup dream, the Australian players, coaching staff and fans could truly depart Germany with their heads held high. The Qantas Socceroos had matched it with the best of the world, in the world's most revered football tournament, and were ultimately knocked-out by the slimmest of margins against the team which would go on to take out the 2006 FIFA World Cup final.

AUSTRALIA'S 2006 FIFA WORLD CUP SQUAD

Player	Age	Position	Club, Country
John Aloisi	30	Forward	Alaves, Spain
Michael Beauchamp	25	Defender	Central Coast Mariners, Australia
Marco Bresciano	26	Midfielder	Parma, Italy
Tim Cahill	26	Midfielder	Everton, England
Scott Chipperfield	30	Midfielder	Basel, Switzerland
Ante Covic	30	Goalkeeper	Hammarby, Sweden
Jason Culina	25	Midfielder	PSV Eindhoven, Netherlands
Brett Emerton	27	Midfielder	Blackburn Rovers, England
Vince Grella	26	Midfielder	Parma, Italy
Zeljko Kalac	33	Goalkeeper	AC Milan, Italy
Josh Kennedy	23	Forward	Dynamo Dresden, Germany
Harry Kewell	27	Forward	Liverpool, England
Stan Lazaridis	33	Midfielder	unattached
Mark Milligan	20	Defender	Sydney FC, Australia
Craig Moore	30	Defender	Newcastle United, England
Lucas Neill	28	Defender	Blackburn Rovers, England
Tony Popovic	32	Defender	Crystal Palace, England
Mark Schwarzer	33	Goalkeeper	Middlesbrough, England
Josip Skoko	30	Midfielder	Wigan Athletic, England
Mile Sterjovski	27	Midfielder	Basel, Switzerland
Archie Thompson	27	Forward	PSV Eindhoven, Netherlands
Mark Viduka (captain)	30	Forward	Middlesbrough, England
Luke Wilkshire	24	Midfielder	Bristol City, England

RESULTS – senior men's – A internationals

1922 (pre-Federation)

New Zealand (Dunedin)	Friendly	L	1–3
New Zealand (Wellington)	Friendly	D	1–1
New Zealand (Auckland)	Friendly	L	1–3

1923

New Zealand (Brisbane)	Friendly	W	2–1
New Zealand (Sydney)	Friendly	L	2–3
New Zealand (Newcastle)	Friendly	L	1–4

1924

Canada (Brisbane)	Friendly	W	3–2
Canada (Sydney)	Friendly	L	0–1
Canada (Sydney)	Friendly	W	4–1
Canada (Newcastle)	Friendly	D	0–0
Canada (Adelaide)	Friendly	L	1–4
Canada (Sydney)	Friendly	W	1–0

1933

New Zealand (Brisbane)	Friendly	W	4–2
New Zealand (Sydney)	Friendly	W	6–4
New Zealand (Sydney)	Friendly	W	4–2

1936

New Zealand (Dunedin)	Friendly	W	7–1
New Zealand (Wellington)	Friendly	W	10–0
New Zealand (Auckland)	Friendly	W	4–1

1938

India (Sydney)	Friendly	W	5–3
India (Brisbane)	Friendly	D	4–4
India (Newcastle)	Friendly	L	1–4
India (Sydney)	Friendly	W	5–4
India (Melbourne)	Friendly	W	3–1

1947

South Africa (Sydney)	Friendly	L	1–2
South Africa (Brisbane)	Friendly	L	2–4
South Africa (Sydney)	Friendly	D	3–3
South Africa (Newcastle)	Friendly	W	5–1
South Africa (Sydney)	Friendly	L	1–2

1948

New Zealand (Wellington)	Friendly	W	6–0
New Zealand (Christchurch)	Friendly	W	7–0
New Zealand (Wellington)	Friendly	W	4–0
New Zealand (Auckland)	Friendly	W	8–1

1950

Zimbabwe (Salisbury)	Friendly	W	5–0
Zimbabwe (Bulawayo)	Friendly	W	4–1
South Africa (Durban)	Friendly	L	2–3
South Africa (Johannesburg)	Friendly	L	1–2
South Africa (Port Elizabeth)	Friendly	W	2–1
South Africa (Capetown)	Friendly	W	2–0

1954

New Zealand (Melbourne)	Friendly	L	1–2
New Zealand (Brisbane)	Friendly	W	4–1
New Zealand (Sydney)	Friendly	W	4–1

1955

South Africa (Brisbane)	Friendly	L	0–3
South Africa (Melbourne)	Friendly	L	0–2
South Africa (Adelaide)	Friendly	L	0–8
South Africa (Sydney)	Friendly	L	0–6
South Africa (Newcastle)	Friendly	L	1–4

1956

Japan (Melbourne)	Olympic Games	W	2–0
India (Melbourne)	Olympic Games	L	2–4
India (Sydney)	Friendly	L	1–7

1958

New Zealand (Wellington)	Friendly	W	3–2
New Zealand (Auckland)	Friendly	D	2–2

1965 (post-Federation)

North Korea (Phnom Penh)	WC qualifying 1st leg	L	1–6
North Korea (Phnom Penh)	WC qualifying 2nd leg	L	1–3
Cambodia (Phnom Penh)	Friendly	D	0–0
Hong Kong (Hong Kong)	Friendly	L	0–1
Taiwan (Hong Kong)	Friendly	W	3–2
Malaysia (Ipoh)	Friendly	W	1–0
Malaysia (Ipoh)	Friendly	W	3–0

1967

Scotland (Sydney)	Friendly	L	0–1
Scotland (Adelaide)	Friendly	L	1–2
Scotland (Melbourne)	Friendly	L	0–2

New Zealand (Saigon)	Friendly	W	5–3
South Vietnam (Saigon)	Friendly	W	1–0
Singapore (Saigon)	Friendly	W	5–1
Malaysia (Saigon)	Friendly	W	1–0
South Korea (Saigon)	Friendly	W	3–2
Indonesia (Jakarta)	Friendly	W	2–0
Singapore (Singapore)	Friendly	W	6–1
Malaysia (Kuala Lumpur)	Friendly	W	4–0

1968

Japan (Sydney)	Friendly	D	2–2
Japan (Melbourne)	Friendly	W	3–1
Japan (Adelaide)	Friendly	L	1–3

1969

Greece (Sydney)	Friendly	W	1–0
Greece (Brisbane)	Friendly	D	2–2
Greece (Melbourne)	Friendly	L	0–2
Japan (Seoul)	WC qualifying	W	3–1
South Korea (Seoul)	WC qualifying	W	2–1
Japan (Seoul)	WC qualifying	D	1–1
South Korea (Seoul)	WC qualifying	D	1–1
Zimbabwe (Laurenco Marques)	WC qualifying 1st leg	D	1–1
Zimbabwe (Laurenco Marques)	WC qualifying 2nd leg	D	0–0
Zimbabwe (Laurenco Marques)	WC qualifying decider	W	3–1
Israel (Tel Aviv)	WC qualifying 1st leg	L	0–1
Israel (Sydney)	WC qualifying 2nd leg	D	1–1

1970

Iran (Tehran)	Friendly	W	2–1
Israel (Tel Aviv)	Friendly	W	1–0
Greece (Athens)	Friendly	W	3–1
Mexico (Mexico City)	Friendly	L	0–3

1971

Israel (Brisbane)	Friendly	D	2–2
Israel (Sydney)	Friendly	W	1–0
Israel (Melbourne)	Friendly	L	1–3

1972

Indonesia (Jakarta)	Friendly	W	4–1
New Zealand (Jakarta)	Friendly	W	3–1
South Vietnam (Saigon)	Friendly	W	1–0
South Korea (Seoul)	Friendly	D	1–1
South Korea (Seoul)	Friendly	W	2–0
Philippines (Manila)	Friendly	W	6–0

1973

Bulgaria (Sydney)	Friendly	D	2–2
Bulgaria (Adelaide)	Friendly	L	1–3
Bulgaria (Melbourne)	Friendly	L	0–2
New Zealand (Auckland)	WC qualifying	D	1–1
Iraq (Sydney)	WC qualifying	W	3–1
Indonesia (Sydney)	WC qualifying	W	2–1
New Zealand (Sydney)	WC qualifying	D	3–3
Iraq (Melbourne)	WC qualifying	D	0–0
Indonesia (Sydney)	WC qualifying	W	6–0
Iran (Sydney)	WC qualifying 1st leg	W	3–0
Iran (Tehran)	WC qualifying 2nd leg	L	0–2
South Korea (Sydney)	WC qualifying 1st leg	D	0–0
South Korea (Seoul)	WC qualifying 2nd leg	D	2–2
South Korea (Hong Kong)	WC qualifying decider	W	1–0

1974

Uruguay (Melbourne)	Friendly	D	0–0
Uruguay (Sydney)	Friendly	W	2–0
Indonesia (Jakarta)	Friendly	W	2–1
Israel (Tel Aviv)	Friendly	L	1–2
East Germany (Hamburg)	World Cup	L	0–2
West Germany (Hamburg)	World Cup	L	0–3
Chile (Berlin)	World Cup	D	0–0

1975

China (Melbourne)	Friendly	W	1–0
USSR (Perth)	Friendly	D	0–0
USSR (Adelaide)	Friendly	L	0–3
USSR (Melbourne)	Friendly	L	1–2
USSR (Brisbane)	Friendly	D	0–0
USSR (Sydney)	Friendly	L	2–3
USSR (Newcastle)	Friendly	D	1–1

1976

New Zealand (Auckland)	Friendly	W	1–0
New Zealand (Melbourne)	Friendly	W	3–1
Hong Kong (Canberra)	Friendly	L	0–1
Hong Kong (Gosford)	Friendly	W	2–0
Indonesia (Jakarta)	Friendly	D	1–1
Singapore (Singapore)	Friendly	W	1–0

Hong Kong (Hong Kong)	Friendly	W	2-0
China (Canton)	Friendly	W	2-0
Israel (Tel Aviv)	Friendly	D	1-1
1977			
Israel (Melbourne)	Friendly	D	1-1
Israel (Sydney)	Friendly	D	1-1
Taiwan (Suva)	WC qualifying	W	3-0
Taiwan (Suva)	WC qualifying	W	2-1
Fiji (Suva)	Friendly	L	0-1
New Zealand (Sydney)	WC qualifying	W	3-1
New Zealand (Auckland)	WC qualifying	D	1-1
Hong Kong (Adelaide)	WC qualifying	W	3-0
Iran (Melbourne)	WC qualifying	L	0-1
South Korea (Sydney)	WC qualifying	W	2-1
Kuwait (Sydney)	WC qualifying	L	1-2
South Korea (Seoul)	WC qualifying	D	0-0
Hong Kong (Hong Kong)	WC qualifying	W	5-2
Singapore (Singapore)	Friendly	W	2-0
Kuwait (Kuwait City)	WC qualifying	L	0-1
Iran (Tehran)	WC qualifying	L	0-1
1978			
Greece (Melbourne)	Friendly	L	1-2
Greece (Adelaide)	Friendly	L	0-1
Greece (Sydney)	Friendly	D	1-1
1979			
New Zealand (Auckland)	Friendly	L	0-1
Taiwan (Taipei)	Friendly	W	2-0
1980			
Czechoslovakia (Canberra)	Friendly	L	0-4
Czechoslovakia (Sydney)	Friendly	L	0-5
Czechoslovakia (Melbourne)	Friendly	D	2-2
PNG (Noumea)	OFC Nations Cup	W	11-2
England (Sydney)	Friendly	L	1-2
Northern Ireland (Sydney)	Friendly	L	1-2
Northern Ireland (Melbourne)	Friendly	D	1-1
Northern Ireland (Adelaide)	Friendly	L	1-2
Mexico (Sydney)	Friendly	D	2-2
Mexico (Melbourne)	Friendly	D	1-1
Greece (Athens)	Friendly	D	3-3
Israel (Tel Aviv)	Friendly	W	1-0
Hong Kong (Hong Kong)	Friendly	L	0-1
Indonesia (Jakarta)	Friendly	D	1-1
1981			
New Zealand (Auckland)	WC qualifying	D	3-3
New Zealand (Sydney)	WC qualifying	L	0-2
Indonesia (Melbourne)	WC qualifying	W	2-0
Taiwan (Adelaide)	WC qualifying	W	3-2
Fiji (Suva)	WC qualifying	W	4-1
Fiji (Melbourne)	WC qualifying	W	10-0
Indonesia (Jakarta)	WC qualifying	L	0-1
Taiwan (Taipei)	WC qualifying	D	0-0
1982			
Thailand (Singapore)	Friendly	W	4-0
Indonesia (Singapore)	Friendly	W	2-0
Malaysia (Singapore)	Friendly	W	5-0
South Korea (Singapore)	Friendly	W	3-2
1983			
New Zealand (Auckland)	Friendly	L	1-2
New Zealand (Melbourne)	Friendly	L	0-2
England (Sydney)	Friendly	D	0-0
England (Brisbane)	Friendly	L	0-1
England (Melbourne)	Friendly	D	1-1
China (Singapore)	Friendly	L	1-2
Thailand (Singapore)	Friendly	W	2-0
South Korea (Singapore)	Friendly	W	3-1
Singapore (Singapore)	Friendly	W	4-2
1984			
China (Beijing)	Friendly	L	2-3
1985			
New Zealand (Auckland)	WC qualifying	D	0-0
China (Brisbane)	Friendly	W	3-0
Israel (Tel Aviv)	WC qualifying	W	2-1
Israel (Melbourne)	WC qualifying	D	1-1
Taiwan (Adelaide)	WC qualifying	W	7-0
Taiwan (Sydney)	WC qualifying	W	8-0
New Zealand (Sydney)	WC qualifying	W	2-0
Scotland (Glasgow)	WC qualifying 1st leg	L	0-2
Scotland (Melbourne)	WC qualifying 2nd leg	D	0-0

1986			
Czechoslovakia (Melbourne)	Friendly	D	1-1
Czechoslovakia (Adelaide)	Friendly	L	0-1
Czechoslovakia (Sydney)	Friendly	L	0-3
New Zealand (Auckland)	Friendly	D	1-1
New Zealand (Sydney)	Friendly	W	2-1
China (Canton)	Friendly	W	2-0
1987			
Morocco (Kangnung)	Friendly	W	1-0
Egypt (Seoul)	Friendly	D	0-0
South Korea (Seoul)	Friendly	D	1-1
	<i>lost on penalties</i>		<i>4-5</i>
New Zealand (Melbourne)	Friendly	D	1-1
New Zealand (Wellington)	Friendly	L	0-1
Taiwan (Taipei)	OG qualifying	W	3-0
1988			
Taiwan (Canberra)	OG qualifying	W	3-0
Israel (Melbourne)	OG qualifying	W	2-0
Taiwan (Adelaide)	OG qualifying	W	3-2
New Zealand (Sydney)	OG qualifying	W	3-1
Israel (Christchurch)	OG qualifying	D	0-0
New Zealand (Wellington)	OG qualifying	D	1-1
Taiwan (Auckland)	OG qualifying	W	3-0
Brazil (Melbourne)	Friendly	L	0-1
Saudi Arabia (Sydney)	Friendly	W	3-0
Argentina (Sydney)	Friendly	W	4-1
Brazil (Sydney)	Friendly	L	0-2
Yugoslavia (Gwangju)	Olympic Games	W	1-0
Brazil (Seoul)	Olympic Games	L	0-3
Nigeria (Seoul)	Olympic Games	W	1-0
USSR (Pusan)	Olympics-qtr final	L	0-3
New Zealand (Dunedin)	Friendly	W	2-1
New Zealand (Bendigo)	Friendly	W	2-0
Fiji (Nadi)	WC qualifying 1st leg	L	0-1
Fiji (Newcastle)	WC qualifying 2nd leg	W	5-1
1989			
New Zealand (Sydney)	WC qualifying	W	4-1
Israel (Tel Aviv)	WC qualifying	D	1-1
New Zealand (Auckland)	WC qualifying	L	0-2
Israel (Sydney)	WC qualifying	D	1-1
1990			
Indonesia (Jakarta)	Friendly	W	3-0
South Korea (Seoul)	Friendly	L	0-1
South Korea (Pusan)	Friendly	L	0-1
1991			
Czechoslovakia (Melbourne)	Friendly	L	0-1
Czechoslovakia (Sydney)	Friendly	L	0-2
New Zealand (Christchurch)	Friendly	W	1-0
New Zealand (Adelaide)	Friendly	W	2-1
England (Sydney)	Friendly	L	0-1
South Korea (Seoul)	Friendly	D	0-0
1992			
Sweden (Sydney)	Friendly	D	0-0
Sweden (Adelaide)	Friendly	W	1-0
Sweden (Melbourne)	Friendly	W	1-0
USA (Orlando)	Friendly	W	1-0
Argentina (Buenos Aires)	Friendly	L	0-2
Uruguay (Montevideo)	Friendly	L	0-2
Croatia (Melbourne)	Friendly	W	1-0
Croatia (Adelaide)	Friendly	W	3-1
Croatia (Sydney)	Friendly	D	0-0
Malaysia (Jakarta)	Friendly	L	0-1
Indonesia (Jakarta)	Friendly	W	3-0
Solomon Islands (Honiara)	WC qualifying	W	2-1
Tahiti (Papeete)	WC qualifying	W	3-0
Tahiti (Brisbane)	WC qualifying	W	2-0
Solomon Islands (Newcastle)	WC qualifying	W	6-1
1993			
Kuwait (Singapore)	Friendly	W	1-0
Kuwait (Singapore)	Friendly	L	1-3
New Zealand (Auckland)	WC qualifying 1st leg	W	1-0
New Zealand (Melbourne)	WC qualifying 2nd leg	W	3-0
Canada (Edmonton)	WC qualifying 1st leg	L	1-2
Canada (Sydney)	WC qualifying 2nd leg	W	2-1
	<i>won on penalties</i>		<i>4-1</i>
South Korea (Seoul)	Friendly	D	1-1
South Korea (Seoul)	Friendly	L	0-1
Argentina (Sydney)	WC qualifying 1st leg	D	1-1
Argentina (Buenos Aires)	WC qualifying 2nd leg	L	0-1

1994

Japan (Hiroshima)	Friendly	D	1-1
France (Kobe)	Friendly	L	0-1
South Africa (Adelaide)	Friendly	W	1-0
South Africa (Sydney)	Friendly	W	1-0
Kuwait (Kuala Lumpur)	Friendly	D	0-0
Japan (Tokyo)	Friendly	D	0-0

1995

Colombia (Brisbane)	Friendly	D	0-0
Colombia (Sydney)	Friendly	L	0-1
Japan (Sydney)	Friendly	W	2-1
Ghana (Sydney)	Friendly	W	2-1
Ghana (Adelaide)	Friendly	W	1-0
Ghana (Perth)	Friendly	L	0-1
Argentina (Buenos Aires)	Friendly	L	0-2
New Zealand (Christchurch)	Friendly	D	0-0
New Zealand (Newcastle)	Friendly	W	3-0

1996

Japan (Wollongong)	Friendly	L	1-4
Japan (Melbourne)	Friendly	W	3-0
Sweden (Brisbane)	Friendly	L	0-2
Sweden (Sydney)	Friendly	D	0-0
Scotland (Glasgow)	Friendly	L	0-1
Chile (Antofagasta)	Friendly	L	0-3
Ghana (Durban)	Friendly	W	2-0
South Africa (Johannesburg)	Friendly	L	0-2
Kenya (Pretoria)	Friendly	W	4-0
Saudi Arabia (Riyadh)	Friendly	D	0-0
Tahiti (Papeete)	CC qualifying 1st leg	W	6-0
Tahiti (Canberra)	CC qualifying 2nd leg	W	5-0

1997

New Zealand (Melbourne)	Friendly	W	1-0
South Korea (Brisbane)	Friendly	W	2-1
Norway (Sydney)	Friendly	W	1-0
Makedonia (Skopje)	Friendly	W	1-0
Hungary (Budapest)	Friendly	W	3-1
Solomon Islands (Sydney)	WC qualifying	W	13-0
Tahiti (Sydney)	WC qualifying	W	5-0
Solomon Islands (Sydney)	WC qualifying	W	6-2
Tahiti (Sydney)	WC qualifying	W	2-0
New Zealand (Auckland)	WC qualifying 1st leg	W	3-0
New Zealand (Sydney)	WC qualifying 2nd leg	W	2-0
Tunisia (Tunis)	Friendly	W	3-0
Iran (Tehran)	WC qualifying 1st leg	D	1-1
Iran (Melbourne)	WC qualifying 2nd leg	D	2-2
Mexico (Riyadh)	Confederations Cup	W	3-1
Brazil (Riyadh)	Confederations Cup	D	0-0
Saudi Arabia (Riyadh)	Confederations Cup	L	0-1
Uruguay (Riyadh)	Confeds Cup-semi	W	1-0
Brazil (Riyadh)	Confeds Cup-final	L	0-6

1998

Chile (Melbourne)	Friendly	L	0-1
South Korea (Sydney)	Friendly	W	1-0
Japan (Adelaide)	Friendly	L	0-3
Croatia (Zagreb)	Friendly	L	0-7
Fiji (Brisbane)	OFC Nations Cup	W	3-1
Cook Islands (Brisbane)	OFC Nations Cup	W	16-0
Tahiti (Brisbane)	OFC Nations Cup	W	4-1
New Zealand (Brisbane)	OFC Nations Cup-final	L	0-1
USA (San Jose)	Friendly	D	0-0

2000

Chile (Valparaiso)	Friendly	L	1-2
Slovakia (Valparaiso)	Friendly	D	0-0
Bulgaria (Valparaiso)	Friendly	D	1-1
Hungary (Budapest)	Friendly	W	3-0
Czech Republic (Teplice)	Friendly	L	1-3
Paraguay (Sydney)	Friendly	D	0-0
Paraguay (Brisbane)	Friendly	D	0-0
Paraguay (Melbourne)	Friendly	W	2-1
Cook Islands (Papeete)	OFC Nations Cup	W	17-0
Solomon Islands (Papeete)	OFC Nations Cup	W	6-0
Vanuatu (Papeete)	OFC Nations Cup-semi	W	1-0
New Zealand (Papeete)	OFC Nations Cup-final	W	2-0
Kuwait (Dubai)	Friendly	W	1-0
South Korea (Dubai)	Friendly	L	2-4
Scotland (Glasgow)	Friendly	W	2-0

2001

Colombia (Bogota)	Friendly	L	2-3
Tonga (Coffs Harbour)	WC qualifying	W	22-0
American Samoa (Coffs Harbour)	WC qualifying	W	31-0
Fiji (Coffs Harbour)	WC qualifying	W	2-0
Samoa (Coffs Harbour)	WC qualifying	W	11-0
Mexico (Suwon)	Confederations Cup	W	2-0
France (Daegu)	Confederations Cup	W	1-0
South Korea (Suwon)	Confederations Cup	L	0-1
Japan (Yokohama)	Confeds Cup-semi	L	0-1
Brazil (Seoul)	Confeds Cup-3rd place	W	1-0
New Zealand (Wellington)	WC qualifying 1st leg	W	2-0
New Zealand (Sydney)	WC qualifying 2nd leg	W	4-1
Japan (Shikouka)	AFC/OFC Cup	L	0-3
France (Melbourne)	Friendly	D	1-1
Uruguay (Melbourne)	WC qualifying 1st leg	W	1-0
Uruguay (Montevideo)	WC qualifying 2nd leg	L	0-3

2002

Vanuatu (Auckland)	OFC Nations Cup	W	2-0
New Caledonia (Auckland)	OFC Nations Cup	W	11-0
Fiji (Auckland)	OFC Nations Cup	W	8-0
Tahiti (Auckland)	OFC Nations Cup-semi	W	2-1
New Zealand (Auckland)	OFC Nations Cup-final	L	0-1

2003

England (London)	Friendly	W	3-1
Ireland (Dublin)	Friendly	L	1-2
Jamaica (Reading)	Friendly	W	2-1

2004

Venezuela (Caracas)	Friendly	D	1-1
South Africa (London)	Friendly	W	1-0
Turkey (Sydney)	Friendly	L	1-3
Turkey (Melbourne)	Friendly	L	0-1
New Zealand (Adelaide)	ONC/WC qualifying	W	1-0
Tahiti (Adelaide)	ONC/WC qualifying	W	9-0
Fiji (Adelaide)	ONC/WC qualifying	W	6-1
Vanuatu (Adelaide)	ONC/WC qualifying	W	3-0
Solomon Islands (Adelaide)	ONC/WC qualifying	D	2-2
Solomon Islands (Honiara)	OFC Nations Cup-final1	W	5-1
Solomon Islands (Sydney)	OFC Nations Cup-final2	W	6-0
Norway (London)	Friendly	D	2-2

2005

South Africa (Durban)	Friendly	D	1-1
Iraq (Sydney)	Friendly	W	2-1
Indonesia (Perth)	Friendly	W	3-0
New Zealand (London)	Friendly	W	1-0
Germany (Frankfurt)	Confederations Cup	L	3-4
Argentina (Nuremberg)	Confederations Cup	L	2-4
Tunisia (Leipzig)	Confederations Cup	L	0-2
Solomon Islands (Sydney)	WC qualifying 1st leg	W	7-0
Solomon Islands (Honiara)	WC qualifying 2nd leg	W	2-1
Jamaica (London)	Friendly	W	5-0
Uruguay (Montevideo)	WC qualifying 1st leg	L	0-1
Uruguay (Sydney)	WC qualifying 2nd leg	W	1-0

won on penalties 4-2

2006

Bahrain (Manama)	Asian Cup qualifying	W	3-1
Greece (Melbourne)	Friendly	W	1-0
Netherlands (Rotterdam)	Friendly	D	1-1
Liechtenstein (Ulm)	Friendly	W	3-1
Japan (Kaiserslautern)	World Cup	W	3-1
Brazil (Munich)	World Cup	L	0-2
Croatia (Stuttgart)	World Cup	D	2-2
Italy (Kaiserslautern)	World Cup-round of 16	L	0-1
Kuwait (Sydney)	Asian Cup qualifying	W	2-0

List complete as at 25 August 2006.

AFC=Asian Football Confederation. CC=Confederations Cup.
OFC=Oceania Football Confederation. OG=Olympic Games
ONC=Oceania Nations Cup. WC=World Cup.

An 'A' international is a match played between recognised nations with no major restriction (eg. age) affecting either team's player selection.

'Friendly' matches here include tournament and other series matches.

SUMMARY BY OPPONENT

Opponent	First meeting	P	W	D	L
American Samoa	11.04.01 (W31-0)	1	1	0	0
Argentina	14.07.88 (W4-1)	6	1	1	4
Bahrain	22.02.06 (W3-1)	1	1	0	0
Brazil	07.07.88 (L0-1)	7	1	1	5
Bulgaria	14.02.73 (D2-2)	4	0	2	2
Cambodia	26.11.65 (D0-0)	1	0	1	0
Canada	07.06.24 (W3-2)	8	4	1	3
Chile	22.06.74 (D0-0)	4	0	1	3
China	06.08.75 (W1-0)	6	4	0	2
Colombia	08.02.95 (D0-0)	3	0	1	2
Cook Islands	28.09.98 (W16-0)	2	2	0	0
Croatia	05.07.92 (W1-0)	5	2	2	1
Czech Republic	29.03.00 (L1-3)	1	0	0	1
Czechoslovakia	27.01.80 (L0-4)	8	0	2	6
East Germany	14.06.74 (L0-2)	1	0	0	1
Egypt	19.06.87 (D0-0)	1	0	1	0
England	31.05.80 (L1-2)	6	1	2	3
Fiji	19.03.77 (L0-1)	9	7	0	2
France	26.05.94 (L0-1)	3	1	1	1
Germany	15.06.05 (L3-4)	1	0	0	1
Ghana	18.06.95 (W2-1)	4	3	0	1
Greece	20.07.69 (W1-0)	9	3	3	3
Hong Kong	29.11.65 (L0-1)	7	4	0	3
Hungary	02.04.97 (W3-1)	2	2	0	0
India	03.09.38 (W5-3)	7	3	1	3
Indonesia	17.11.67 (W2-0)	13	10	2	1
Iran	04.11.70 (W2-1)	7	2	2	3
Iraq	11.03.73 (W3-1)	3	2	1	0
Ireland	19.08.03 (L1-2)	1	0	0	1
Israel	04.12.69 (L0-1)	17	5	9	3
Italy	26.06.06 (D0-1)	1	0	0	1
Jamaica	07.09.03 (W2-1)	2	2	0	0
Japan	27.11.56 (W2-0)	15	6	4	5
Kenya	21.09.96 (W4-0)	1	1	0	0
Kuwait	16.10.77 (L1-2)	7	3	1	3
Liechtenstien	07.06.06 (W3-1)	1	1	0	0
Makedonia	12.03.97 (W1-0)	1	1	0	0
Malaysia	07.12.65 (W1-0)	6	5	0	1
Mexico	01.12.70 (L0-3)	5	2	2	1
Morocco	09.06.87 (W1-0)	1	1	0	0
Netherlands	04.06.06 (D1-1)	1	0	1	0
New Caledonia	08.07.02 (W11-0)	1	1	0	0
New Zealand	17.06.22 (L1-3)	62	38	11	13
Nigeria	22.09.88 (W1-0)	1	1	0	0
North Korea	21.11.65 (L1-6)	2	0	0	2
Northern Ireland	11.06.80 (L1-2)	3	0	1	2
Norway	25.01.97 (W1-0)	2	1	1	0
Papua New Guinea	26.02.80 (W11-2)	1	1	0	0
Paraguay	09.06.00 (D0-0)	3	1	2	0
Philippines	29.10.72 (W6-0)	1	1	0	0
Samoa	16.04.01 (W11-0)	1	1	0	0
Saudi Arabia	09.07.88 (W3-0)	3	1	1	1
Serbia-Montenegro	18.09.88 (W1-0)	1	1	0	0
Scotland	28.05.67 (L0-1)	7	1	1	5
Singapore	11.11.67 (W5-1)	5	5	0	0
Slovakia	12.02.00 (D0-0)	1	0	1	0
Solomon Islands	04.09.92 (W2-1)	10	9	1	0
South Africa	10.05.47 (L1-2)	19	6	2	11
South Korea	14.11.67 (W3-2)	22	9	8	5
South Vietnam	07.11.67 (W1-0)	2	2	0	0
Sweden	26.01.92 (D0-0)	5	2	2	1
Tahiti	11.09.92 (W3-0)	9	9	0	0
Taiwan	03.12.65 (W3-2)	12	11	1	0
Thailand	06.10.82 (W4-0)	2	2	0	0
Tonga	09.04.01 (W22-0)	1	1	0	0
Tunisia	01.10.97 (W3-0)	2	1	0	1
Turkey	21.05.04 (L1-3)	2	0	0	2
Uruguay	25.04.74 (D0-0)	8	4	1	3
USA	13.06.92 (W1-0)	2	1	1	0
USSR	16.11.75 (D0-0)	7	0	3	4
Vanuatu	25.06.00 (W1-0)	3	3	0	0
Venezuela	18.02.04 (D1-1)	1	0	1	0
West Germany	18.06.74 (L0-3)	1	0	0	1
Zimbabwe	14.06.50 (W5-0)	5	3	2	0
All opponents		396	197	82	117

Total goals for: 824; total goals against: 450

As at 25 August 2006. Existing countries listed under current name.

BIGGEST WIN

W31-0 v American Samoa (Coffs Harbour) 11.04.01

Scorers: Con Boutsianis 10' 50' 84', Archie Thompson 12' 23' 27' 29' 32' 37' 42' 45' 56' 60' 65' 85' 88', David Zdrilic 13' 21' 25' 33' 58' 66' 78' 89', Aurelio Vidmar 14' 80', Tony Popovic 17' 19', Simon Colosimo 51' 81', Fausto De Amicis 55'

this is a world record win for a full international senior match

BIGGEST LOSS

L0-8 v South Africa (Adelaide) 17.09.55

RECORD STREAKS

Winning	14 games (world record)	26.10.96–01.10.97
Undefeated	20 games	21.09.96–14.12.97
Drawing	4 games	16.10.69–27.11.69
Winless	7 games	31.05.80–11.11.80
Losing	5 games	03.09.55–01.10.55
No goals conceded	6 games	09.04.01–01.06.01
No goals scored	4 games	(four occurrences)

SUMMARY BY REGION OF OPPONENT

Region (confederation)	P	W	D	L
Asia (AFC)	122	71	22	29
Oceania (OFC)	100	73	12	15
Europe (UEFA)	91	21	31	39
Africa (CAF)	34	16	5	13
South America (CONMEBOL)	32	7	8	17
Other America (CONCACAF)	17	9	4	4
All	396	197	82	117

Opponent categorised under current or last-joined confederation

SUMMARY BY VENUE – Australia/Other

Venue	P	W	D	L
Australia	187	92	39	56
Other country	209	105	43	61
All	396	197	82	117

SUMMARY BY VENUE – region

Venue (confederation)	P	W	D	L
Oceania (OFC)	237	123	49	65
Asia (AFC)	94	51	19	24
Europe (UEFA)	35	14	7	14
Africa (CAF)	14	8	3	3
South America (CONMEBOL)	12	0	3	9
Other America (CONCACAF)	4	1	1	2
All	396	197	82	117

SUMMARY BY PRE/POST-FEDERATION

Period	P	W	D	L
Pre-Federation	51	26	5	20
Post-Federation	345	171	77	97
All	396	197	82	117

SUMMARY BY WORLD CUP CAMPAIGN

World Cup campaign	'A' INTERNATIONALS				ALL INTERNATIONALS			
	P	W	D	L	P	W	D	L
1966	2	0	0	2	7	0	2	5
1970	31	16	8	7	35	19	9	7
1974	34	16	10	8	60	29	17	14
1978	32	14	9	9	62	20	16	26
1982	27	7	9	11	47	19	12	16
1986	23	12	5	6	62	27	15	20
1990	35	17	9	9	47	24	13	10
1994	34	17	5	12	58	29	8	21
1998	41	23	9	9	42	24	9	9
2002	45	24	7	14	50	25	8	17
2006	40	24	6	10	41	25	6	10
2010(incomplete)	1	1	0	0	1	1	0	0
All	345	171	77	97	512	242	115	155

Includes matches against international opponents from 1963 only.

Each world cup campaign is deemed to end at the final qualifying match of each campaign or final world cup match.

"All" internationals includes matches against other international opposition eg. club teams, age-restricted national teams and national teams not affiliated with FIFA at the time.

PLAYERS – senior men's team – since Federation (1963)

	APPEARANCES (GOALS)		CAREER SPAN				
	A' games	All games	All games				
Attila ABONYI	61 (25)	89 (36)	1967–1977	Alvin CECCOLI	6 (1)	6 (1)	1998–2006
Stan ACKERLEY	27 (0)	30 (0)	1965–1969	Scott CHIPPERFIELD	50 (11)	50 (11)	1998–2006
Jim ADAM	0 (0)	1 (0)	1964	George CHRISTOPOULOS	10 (1)	13 (1)	1978–1983
Zeljko ADZIC	0 (0)	1 (0)	1990	Todd CLARKE	21 (0)	36 (0)	1975–1978
Paul AGOSTINO	18 (7)	20 (9)	1996–2005	Gary COLE	19 (17)	40 (21)	1975–1984
Glenn AHEARN	2 (0)	3 (0)	1981	Simon COLOSIMO	23 (3)	25 (3)	1998–2005
Alan AINSLIE	4 (1)	4 (1)	1971–1976	Dennis COLUSSO	0 (0)	1 (1)	1981
John ALOISI	45 (24)	47 (26)	1997–2006	Rene COLUSSO	1 (0)	2 (0)	1975
Ross ALOISI	3 (0)	5 (0)	1994–1999	Billy COOK	7 (0)	9 (0)	1965–1967
Adrian ALSTON	39 (7)	62 (17)	1969–1977	Steve CORICA	32 (5)	41 (6)	1993–2006
Dean ANASTASIADIS	1 (0)	1 (0)	2002	Ron CORRY	27 (0)	33 (0)	1967–1973
John ANDERSON	5 (0)	8 (1)	1965	Angelo COSTANZO	6 (1)	6 (1)	2001–2002
Zlatko ARAMBASIC	0 (0)	1 (0)	1990	Ante COVIC	1 (0)	2 (0)	2006
Walter ARDONE	1 (0)	1 (0)	1996	John COYNE	4 (0)	9 (0)	1979–1980
Jim ARMSTRONG	3 (1)	4 (2)	1970–1972	Sean CRANNEY	3 (0)	3 (0)	1995–1996
Graham ARNOLD	56 (19)	85 (34)	1985–1997	Oscar CRINO	39 (6)	70 (12)	1981–1989
Francis AWARITFE	3 (1)	3 (1)	1993–1996	Martyn CROOK	9 (0)	13 (0)	1979–1983
Ray BAARTZ	48 (18)	59 (21)	1967–1974	Jason CULINA	17 (1)	17 (1)	2005–2006
Mark BABIC	8 (0)	8 (0)	1997–1998	Tommy CUMMING	4 (1)	12 (2)	1979–1980
Zeljko BABIC	0 (0)	2 (0)	1999	Duncan CUMMINGS	2 (1)	4 (1)	1975–1976
Yakka BANOVIC	2 (0)	8 (0)	1980–1985	Michael CURCIJA	2 (0)	3 (0)	1999–2000
Murray BARNES	32 (6)	51 (9)	1975–1981	Colin CURRAN	22 (1)	35 (1)	1970–1979
Graham BARNETT	0 (0)	1 (0)	1964	Alan DAVIDSON	51 (2)	76 (3)	1980–1991
Leo BAUMGARTNER	0 (0)	1 (0)	1964	John DAVIES	3 (0)	5 (0)	1976–1979
Stuart BAXTER	0 (0)	1 (0)	1979	Fausto DE AMICIS	13 (2)	13 (2)	1998–2002
Michael BEAUCHAMP	2 (0)	3 (0)	2006	Ted DE LYSTER	2 (0)	4 (0)	1967
Richard BELL	2 (0)	8 (2)	1976	Jean-Paul DE MARIGNY	2 (0)	5 (0)	1987–1990
Col BENNETT	32 (1)	55 (1)	1975–1978	Paul DEGNEY	1 (0)	4 (0)	1979–1980
Andrew BERNAL	13 (0)	21 (0)	1989–1996	Mike DENTON	4 (0)	14 (6)	1970
Arno BERTOONA	4 (1)	13 (1)	1979–1980	Bobby DESPOTOVSKI	4 (5)	4 (5)	2002
Brett BEVES	0 (0)	1 (0)	1981	Travis DODD	1 (1)	1 (1)	2006
Paul BILOKAPIC	2 (0)	2 (0)	1998	Steve DOLAN	0 (0)	1 (0)	1975
Matthew BINGLEY	14 (5)	16 (5)	1993–1997	John DOYLE	1 (0)	7 (2)	1970
Milan BLAGOJEVIC	19 (0)	31 (0)	1991–2002	Robbie DUNN	25 (2)	36 (3)	1985–1988
Steve BLAIR	13 (0)	24 (1)	1980–1984	Mehmet DURAKOVIC	44 (4)	64 (6)	1990–2002
Con BLATSIS	2 (0)	2 (0)	2000–2001	Terry EATON	0 (0)	1 (0)	1977
Roy BLITZ	6 (0)	9 (1)	1965–1968	Alistair EDWARDS	19 (3)	22 (5)	1991–1997
Archie BLUE	10 (4)	12 (4)	1965–1968	Trevor EDWARDS	0 (0)	3 (0)	1964–1966
George BLUES	4 (1)	16 (3)	1970–1971	Charlie EGAN	2 (0)	19 (5)	1982–1984
Ken BODEN	13 (2)	26 (7)	1979–1981	Ahmad ELRICH	16 (5)	16 (5)	2004–2006
Clint BOLTON	4 (0)	4 (0)	2000–2006	Brett EMERTON	51 (11)	56 (12)	1998–2006
Mark BOSNICH	17 (1)	22 (1)	1990–2000	Robert ENES	7 (0)	7 (0)	1996–1997
Con BOUTSIANIS	4 (4)	4 (4)	2001	Frank FARINA	37 (10)	67 (14)	1984–1995
Raphael BOVE	1 (0)	1 (0)	1998	John FILAN	2 (0)	3 (0)	1991–1997
Peter BOYLE	1 (0)	1 (0)	1980	Craig FOSTER	29 (9)	29 (9)	1996–2000
Vic BOZANIC	1 (1)	4 (2)	1980	Hayden FOXE	11 (2)	15 (2)	1998–2003
Andy BOZIKAS	0 (0)	1 (0)	1980	Tony FRANKEN	2 (0)	14 (0)	1984–1992
Vlado BOZINOVSKI	7 (1)	10 (2)	1988–1993	Jim FRASER	8 (0)	10 (0)	1973–1974
Marco BRESCIANO	28 (7)	28 (7)	2001–2006	Peter FUZES	2 (0)	2 (0)	1967
Alex BROSQUE	4 (0)	4 (0)	2004–2006	Aytek GENC	3 (1)	4 (1)	1991–1997
Doug BROWN	0 (0)	5 (2)	1984	John GIACOMETTI	3 (0)	4 (0)	1966–1967
Greg BROWN	12 (1)	16 (3)	1991–1992	Sebastian GIAMPAOLO	2 (0)	2 (0)	1978–1981
Rod BROWN	2 (0)	7 (0)	1985–1987	Mike GIBSON	1 (0)	7 (0)	1985–1989
Mark BRUSASCO	1 (0)	3 (0)	1980	Ron GILES	3 (0)	3 (0)	1965–1967
Branko BULJEVIC	22 (7)	30 (11)	1972–1975	Rudolfo GNAVI	1 (0)	1 (0)	1975
Jacob BURNS	2 (0)	4 (0)	1999–2001	Gerry GOMEZ	0 (0)	2 (0)	1985
Terry BUTLER	2 (1)	4 (1)	1972–1975	Ian GRAY	14 (3)	35 (6)	1984–1992
Gary BYRNE	36 (1)	58 (1)	1975–1983	Mike GRBEVSKI	3 (0)	4 (0)	1992
Tim CAHILL	20 (11)	21 (12)	2004–2006	Terry GREEDY	16 (0)	36 (0)	1983–1985
Steve CALDERAN	3 (0)	5 (0)	1981–1989	Vince GRELLA	22 (0)	25 (0)	1999–2006
Andrew CALLANAN	2 (0)	4 (0)	1990–1991	Joel GRIFFITHS	2 (1)	2 (1)	2005–2006
Ricardo CAMPAGNA	0 (0)	1 (0)	1966	Brendan GROSSE	0 (0)	3 (0)	1975
Ernie CAMPBELL	15 (3)	24 (3)	1971–1975	Glenn GWYNNE	2 (0)	2 (0)	1998
Jim CAMPBELL	4 (1)	7 (1)	1980–1983	Troy HALPIN	6 (1)	6 (1)	1998
Jim CANT	6 (1)	14 (3)	1983–1984	George HANIOTIS	1 (0)	1 (0)	1988
Pablo CARDOZO	4 (1)	4 (1)	2000	David HARDING	23 (2)	46 (11)	1974–1977
Nick CARLE	1 (0)	1 (0)	2004	George HARRIS	28 (0)	47 (0)	1971–1978
David CARNEY	2 (0)	2 (0)	2006	Gary HASLER	2 (0)	2 (0)	1992
Paul CARTER	0 (0)	1 (0)	1985	Tony HENDERSON	27 (2)	50 (6)	1979–1984
Luke CASSERLY	8 (0)	8 (0)	1997–2001	Steve HERCZEG	2 (0)	2 (0)	1965
Bob CATLIN	0 (0)	2 (0)	1990–1993	Don HODGSON	0 (0)	1 (0)	1965
				Bobby HOGG	13 (0)	17 (0)	1972–1973
				Steve HOGG	4 (0)	11 (0)	1980–1981
				Doug HOLDEN	0 (0)	1 (0)	1966

	APPEARANCES (GOALS)		CAREER SPAN
	'A' games	All games	All games
Brett HOLMAN	1 (0)	1 (0)	2006
Graham HONEYMAN	0 (0)	1 (0)	1985
Robert HOOKER	20 (2)	23 (2)	1990–1998
Matthew HORSLEY	1 (0)	1 (0)	2000
Steve HORVAT	31 (1)	32 (1)	1994–2002
Lou HRISTODOULOU	0 (0)	1 (0)	1993
Peter HRNCIR	0 (0)	1 (0)	1964
Pat HUGHES	9 (0)	13 (0)	1965–1967
Alan HUNTER	7 (0)	9 (1)	1986–1988
Ian HUNTER	1 (3)	4 (5)	1980
Adauto IGLESIAS	0 (0)	1 (0)	1964
Ray ILOTT	4 (0)	5 (0)	1975–1976
Sauro IOZZELLI	1 (0)	2 (0)	1975–1978
Mike IRESON	0 (0)	1 (0)	1965
Sandy IRVINE	2 (0)	6 (1)	1970
Lou IVANOFF	0 (0)	1 (0)	1965
Milan IVANOVIC	59 (0)	71 (0)	1991–1998
Bruce JAMES	0 (0)	1 (0)	1983
Mark JANKOVICS	16 (0)	34 (2)	1976–1983
Karl JAROS	0 (0)	1 (0)	1964
Graham JENNINGS	44 (0)	78 (0)	1983–1989
Richard JOHNSON	1 (0)	3 (0)	1999–2000
Ian JOHNSTON	3 (1)	3 (1)	1965
George JOLEVSKI	0 (0)	3 (0)	1990
David JONES	5 (0)	7 (0)	1975–1980
Mike JURECKI	0 (0)	2 (0)	1964
Ante JURIC	4 (1)	4 (1)	2002
Frank JURIC	2 (0)	2 (0)	1995–1996
Zeljko KALAC	53 (0)	56 (0)	1992–2006
Chris KALANTZIS	7 (1)	15 (1)	1985–1987
Kris KALIFATIDIS	1 (0)	1 (0)	1978
John KARASPYROS	1 (0)	1 (0)	1978
Peter KATHOLOS	14 (2)	22 (3)	1981–1984
Paul KAY	3 (0)	7 (4)	1980–1981
Jason KEARTON	0 (0)	1 (0)	1992
David KEDDIE	0 (0)	2 (3)	1970
George KEITH	20 (0)	22 (0)	1967–1971
Ross KELLY	1 (0)	1 (0)	1968
Joshua KENNEDY	3 (1)	4 (4)	2006
Harry KEWELL	23 (7)	25 (9)	1996–2006
Neil KILKENNY	1 (0)	2 (0)	2006
Lorenz KINDTNER	1 (0)	1 (0)	1996
Patrick KISNORBO	7 (0)	7 (0)	2002–2004
Andrew KOCZKA	5 (0)	7 (1)	1988–1989
Steve KOKOSKA	1 (0)	1 (0)	1978
Henry KOLECKI	0 (0)	2 (0)	1975–1976
John KOSMINA	60 (25)	100 (42)	1976–1988
Mark KOUSSAS	2 (0)	3 (1)	1981
Kaz KOWALEC	0 (0)	1 (0)	1964
Eddie KRNEVIC	20 (4)	35 (17)	1979–1989
Tony KRSLOVIC	1 (0)	3 (0)	1990
George KULCSAR	3 (0)	3 (0)	1996–1997
Sean LANE	0 (0)	1 (0)	1985
Peter LAUMETS	1 (0)	1 (0)	1978
Ian LAWRIE	0 (0)	2 (0)	1975
Stephen LAYBUTT	15 (1)	18 (1)	1999–2004
Stan LAZARIDIS	59 (0)	71 (0)	1993–2006
Grant LEE	2 (0)	5 (0)	1981–1985
Peter LEWIS	0 (0)	6 (0)	1984
John LITTLE	1 (0)	2 (0)	1981
Ray LLOYD	5 (0)	7 (0)	1967–1969
Dominic LONGO	8 (0)	13 (0)	1992–1998
Ron LORD	3 (0)	4 (0)	1955–1964
Stuart LOVELL	2 (0)	2 (0)	2000
David LOWE	3 (0)	4 (0)	1986–1991
Goran LOZANOVSKI	9 (0)	9 (0)	1996–1998
Jim MACKAY	31 (5)	52 (5)	1970–1975
Adrian MADASCHI	4 (2)	4 (2)	2004
Alan MAHER	22 (0)	39 (0)	1974–1981
Jim MALLOY	0 (0)	1 (0)	1965
Brad MALONEY	6 (2)	9 (2)	1992–2000
Gary MANUEL	4 (0)	6 (1)	1969–1975

John MARKOVSKI	18 (1)	20 (1)	1990–1998
Alan MARNOCH	14 (0)	14 (0)	1967–1969
Gary MAROCCHI	10 (0)	16 (0)	1975–1978
Andrew MARTH	16 (1)	21 (1)	1991–2000
Steve MAUTONE	0 (0)	1 (0)	1994
Steve MAXWELL	3 (0)	4 (0)	1986–1992
Tommy McCOLL	19 (8)	20 (9)	1967–1969
Tom McCULLOCH	14 (1)	36 (5)	1984–1992
John McDONALD	1 (0)	2 (0)	1972
Scott McDONALD	1 (0)	1 (0)	2006
Garry McDOWALL	16 (0)	25 (2)	1985–1988
Willie McGROTTY	0 (0)	1 (0)	1975
Jon McKAIN	11 (0)	11 (0)	2004–2006
Matthew McKAY	1 (0)	1 (0)	2006
Danny McKINNON	0 (0)	2 (2)	1970
Hammy McMEECHAN	6 (0)	7 (0)	1965–1968
Gary MEIER	1 (0)	1 (0)	1978
Sergio MELTA	1 (0)	2 (0)	1986
Gabriel MENDEZ	9 (0)	10 (0)	1994–2000
Mike MICEVSKI	1 (0)	6 (0)	1975
Frank MICIC	6 (1)	9 (1)	1964–1971
Robert MIDDLEBY	5 (0)	5 (0)	2002
Ljubo MILICEVIC	5 (0)	5 (0)	2005
Ante MILICIC	6 (5)	6 (5)	2002–2005
Jim MILISAVLJEVIC	0 (0)	4 (0)	1974
Scott MILLER	2 (0)	2 (0)	2001
Mark MILLIGAN	2 (0)	3 (0)	2006
Branko MILOSEVIC	11 (1)	15 (1)	1990–1993
Richard MIRANDA	0 (0)	6 (0)	1984–1985
David MITCHELL	29 (11)	44 (15)	1981–1993
Craig MOORE	37 (3)	39 (3)	1995–2006
Neville MORGAN	0 (0)	2 (1)	1975
Damian MORI	45 (29)	49 (29)	1992–2002
Ante MORIC	0 (0)	1 (0)	1994
Bruce MORROW	5 (2)	6 (3)	1956–1967
Neil MORSON	0 (0)	1 (0)	1965
Danny MOULIS	1 (1)	4 (3)	1980
Jim MUIR	5 (0)	6 (0)	1980
Joe MULLEN	0 (0)	2 (0)	1988
Kevin MULLEN	3 (0)	8 (0)	1976–1980
Agenor MUNIZ	20 (1)	40 (2)	1975–1979
Ken MURPHY	15 (1)	40 (2)	1983–1986
Shaun MURPHY	18 (3)	20 (3)	1992–2001
Kevin MUSCAT	46 (10)	51 (10)	1993–2006
Zlatko NASTEVSKI	0 (0)	1 (0)	1990
Lucas NEILL	29 (0)	29 (0)	1996–2006
Herbert NINAUS	0 (0)	2 (3)	1964
Alan NIVEN	8 (0)	8 (0)	1981–1983
Eric NORMAN	0 (0)	1 (0)	1971
Jade NORTH	13 (0)	13 (0)	2002–2006
George NUTTALL	1 (0)	4 (0)	1965–1967
Bogdan NYSKOHUS	3 (0)	5 (0)	1972
John NYSKOHUS	25 (1)	47 (3)	1975–1980
Zarko ODZAKOV	13 (3)	20 (4)	1985–1987
Paul OKON	28 (0)	37 (1)	1990–2003
Scott OLLERENSHAW	14 (2)	18 (2)	1987–1989
Peter OLLERTON	31 (15)	55 (20)	1974–1977
Jeff OLVER	37 (0)	51 (0)	1984–1989
Con OPASINIS	0 (0)	3 (0)	1984
Phil O'CONNOR	21 (5)	35 (6)	1976–1984
Steve O'CONNOR	15 (0)	42 (3)	1979–1985
John O'SHEA	2 (0)	17 (0)	1978–1984
Mike O'SHEA	0 (0)	12 (0)	1984
Theo PAAP	0 (0)	1 (0)	1965
Joe PALATSIDES	1 (0)	1 (0)	1988
Kaz PATAFTA	0 (0)	1 (0)	2006
Jim PATIKAS	10 (2)	27 (4)	1981–1988
Jamie PATON	2 (0)	4 (0)	1980
Eric PATTISON	0 (0)	1 (0)	1965
Jim PEARSON	5 (1)	8 (1)	1965
John PERIN	3 (0)	9 (0)	1969–1970
Steve PERRY	13 (0)	25 (0)	1978–1981
Mike PETERSEN	32 (1)	50 (3)	1985–1992
Jason PETKOVIC	15 (0)	16 (0)	1995–2002

	APPEARANCES (GOALS)		CAREER SPAN
	'A' games	All games	All games
Michael PETKOVIC	4 (0)	5 (0)	1999–2005
Sasho PETROVSKI	2 (1)	2 (1)	2001–2006
Tony PEZZANO	0 (0)	5 (0)	1984
Josip PICIOANE	1 (0)	3 (0)	1978–1979
Ray POCOCK	0 (0)	1 (0)	1974
Jason POLAK	28 (2)	37 (2)	1988–1996
Tom PONDELJAK	4 (0)	4 (0)	2002
Tony POPOVIC	57 (7)	60 (8)	1994–2006
Joel PORTER	4 (5)	4 (5)	2002
Angie POSTECOGLU	4 (0)	4 (0)	1986–1988
Ivo PRSKALO	14 (1)	27 (1)	1979–1980
Gary QUESTED	0 (0)	2 (0)	1970
Peter RASKOPOULOS	14 (0)	35 (2)	1980–1989
David RATCLIFFE	21 (1)	49 (3)	1982–1986
Rod REID	0 (0)	1 (0)	1965
Jack REILLY	15 (0)	35 (0)	1970–1977
Vic REYNOLDS	0 (0)	1 (0)	1964
Billy RICE	5 (0)	7 (0)	1965–1969
Ray RICHARDS	31 (5)	60 (10)	1967–1975
Mendo RISTOVSKI	2 (0)	2 (0)	1976–1978
Nick RIZZO	1 (0)	1 (0)	1998
Joe RIZZOTTO	0 (0)	3 (0)	1984
John ROBERTS	1 (0)	4 (0)	1965
Alec ROBERTSON	0 (0)	8 (0)	1984
Mark ROBERTSON	1 (0)	1 (0)	2001
John ROCHE	4 (0)	11 (0)	1970
Bill ROGERS	2 (0)	4 (0)	1972–1981
Roger ROMANOWICZ	6 (0)	10 (0)	1967–1972
Jimmy ROONEY	57 (3)	100 (7)	1971–1980
Billy RORKE	8 (0)	9 (0)	1965–1967
John RUSSELL	1 (0)	8 (0)	1975–1979
Willie RUTHERFORD	6 (1)	6 (1)	1969
Abbas SAAD	4 (0)	6 (0)	1990–1998
Barry SALISBURY	0 (0)	2 (0)	1964
Kristian SARKIES	1 (0)	2 (0)	2006
Wally SAVOR	23 (0)	38 (0)	1984–1989
Manfred SCHAEFER	49 (0)	73 (1)	1967–1974
Les SCHEINFLUG	6 (4)	11 (4)	1964–1968
Mark SCHWARZER	40 (0)	41 (0)	1993–2006
Theo SELEMIDIS	7 (1)	17 (1)	1980–1984
Joe SENKALSKI	2 (0)	2 (0)	1978–1980
Peter SHARNE	23 (8)	40 (10)	1977–1981
Nigel SHEPHERD	9 (0)	12 (0)	1965–1967
Hilton SILVA	0 (0)	1 (0)	1979
Roy SIMPSON	0 (0)	1 (0)	1965
Josip SKOKO	46 (8)	48 (8)	1997–2006
Robbie SLATER	28 (1)	37 (1)	1984–1997
Geoff SLEIGHT	2 (0)	2 (0)	1965
George SLIFKAS	1 (0)	1 (0)	1993
Marshall SOPER	5 (0)	29 (4)	1983–1986
Ian SOUNESS	0 (0)	2 (0)	1979
John SPANOS	1 (0)	3 (1)	1980–1981
Warren SPINK	30 (6)	38 (9)	1988–1997
Joe SPITERI	8 (2)	8 (2)	1995–1998
Tony SPYRIDAKOS	2 (0)	5 (0)	1990
Tommy STANKOVIC	0 (0)	1 (0)	1965
Mile STERJOVSKI	25 (4)	25 (4)	2000–2006
John STEVENSON	1 (0)	2 (0)	1978–1979
Darren STEWART	3 (0)	4 (0)	1992
Russell STEWART	0 (0)	1 (0)	1986

Mita STOJANOVIC	0 (0)	2 (0)	1964–1965
Peter STONE	11 (0)	16 (0)	1976–1978
Mark TALAJIC	1 (0)	1 (0)	1992
Kimon TALIADOROS	4 (0)	9 (2)	1990–1993
Jim TANSEY	20 (0)	43 (0)	1975–1981
Ernie TAPAI	37 (6)	52 (6)	1986–1998
David TARKA	2 (0)	2 (0)	2004
Fausto TARQUINO	0 (0)	2 (1)	1975
Archie THOMPSON	21 (21)	22 (21)	2001–2006
Michael THWAITE	2 (0)	2 (0)	2005–2006
Danny TIATTO	23 (1)	27 (1)	1995–2005
Alex TOBIN	87 (2)	113 (3)	1988–1999
Dave TODD	6 (1)	6 (1)	1965
Max TOLSON	16 (4)	19 (4)	1971–1974
Phil TRAIANEDES	0 (0)	1 (0)	1990
Kris TRAJANOVSKI	16 (10)	16 (10)	1996–1998
Robert TRAJKOVSKI	3 (0)	3 (0)	1997–1998
Howard TREDINNICK	1 (0)	2 (0)	1981
Peter TREDINNICK	3 (0)	6 (0)	1979–1983
Paul TRIMBOLI	39 (14)	46 (16)	1988–2002
Bryan TURNER	1 (0)	1 (0)	1971
Doug UTJESENOVIC	36 (2)	61 (2)	1972–1976
Mike VALKANIS	1 (0)	1 (0)	2006
Dick VAN ALPHEN	9 (0)	10 (0)	1967–1968
Cliff VAN BLERK	2 (0)	3 (0)	1965–1967
Jason VAN BLERK	27 (1)	32 (1)	1990–2000
Gary VAN EGMOND	9 (0)	15 (0)	1988–1990
Carl VEART	18 (7)	23 (9)	1992–2000
Aurelio VIDMAR	44 (17)	53 (18)	1988–2001
Tony VIDMAR	75 (3)	90 (3)	1991–2005
Mark VIDUKA	37 (6)	39 (6)	1994–2006
Max VIERI	6 (0)	6 (0)	2004–2005
Charlie VILLANI	1 (0)	5 (0)	1987
Billy VOJTEK	30 (6)	44 (13)	1967–1973
Paul WADE	84 (10)	115 (11)	1985–1996
Danny WALSH	7 (0)	8 (0)	1966–1969
Johnny WARREN	42 (6)	62 (10)	1965–1974
John WATKISS	23 (2)	31 (4)	1965–1974
Joe WATSON	17 (2)	41 (2)	1979–1986
Kasey WEHRMAN	11 (0)	12 (0)	1998–2001
Alan WESTWATER	14 (2)	16 (3)	1967–1968
Robert WHEATLEY	5 (0)	9 (0)	1981–1990
Gary WILKINS	2 (0)	4 (0)	1967
Luke WILKSHIRE	11 (0)	11 (0)	2004–2006
Harry WILLIAMS	20 (0)	43 (1)	1970–1977
Lindsay WILSON	2 (0)	2 (0)	2001
Peter WILSON	65 (3)	116 (3)	1970–1979
Greg WOODHOUSE	11 (0)	24 (0)	1979–1981
Brett WOODS	1 (0)	2 (0)	1981
Matt WOODS	0 (0)	1 (0)	1964
Dennis YAAGER	2 (0)	11 (0)	1970
Charlie YANKOS	49 (7)	86 (11)	1983–1990
John YZENDOORN	13 (1)	18 (1)	1979–1981
Robert ZABICA	27 (0)	42 (0)	1990–1994
Clayton ZANE	14 (6)	16 (6)	1999–2001
David ZDRILIC	30 (20)	30 (20)	1997–2005
Ned ZELIC	33 (3)	40 (5)	1991–1999
David ZEMAN	3 (0)	3 (0)	1969
Andrew ZINNI	10 (3)	17 (6)	1986–1991

Player statistics as at 25 August 2006. Statistics exclude Socceroo matches played against domestic opposition (eg. state teams) and other exhibition or purely training matches.

TOP 10 APPEARANCES 'A' INTERNATIONALS

87 Alex Tobin (1988–1998)
84 Paul Wade (1986–1996)
75 Tony Vidmar (1991–2005)
65 Peter Wilson (1970–1979)
61 Attila Abonyi (1967–1977)
60 John Kosmina (1976–1988)
59 Milan Ivanovic (1991–1998)
59 Stan Lazaridis (1993–2006)
57 Jimmy Rooney (1971–1980)
56 Graham Arnold (1985–1997)

TOP 10 APPEARANCES ALL INTERNATIONALS

116 Peter Wilson (1970–1979)
115 Paul Wade (1985–1996)
113 Alex Tobin (1988–1999)
100 John Kosmina (1976–1988)
100 Jimmy Rooney (1971–1980)
90 Tony Vidmar (1991–2005)
89 Attila Abonyi (1967–1977)
86 Charlie Yankos (1983–1990)
85 Graham Arnold (1985–1997)
78 Graham Jennings (1983–1989)

TOP 10 GOALSCORERS 'A' INTERNATIONALS

29 Damian Mori (1992–2002)
25 Attila Abonyi (1967–1977)
26 John Aloisi (1997–2006)
25 John Kosmina (1976–1988)
21 Archie Thompson (2001–2006)
20 David Zdrilic (1997–2005)
19 Graham Arnold (1985–1997)
18 Ray Baartz (1967–1974)
17 Gary Cole (1978–1982)
17 Aurelio Vidmar (1991–2001)

TOP 10 GOALSCORERS ALL INTERNATIONALS

42 John Kosmina (1976–1988)
36 Attila Abonyi (1967–1977)
34 Graham Arnold (1985–1997)
29 Damian Mori (1992–2002)
24 John Aloisi (1997–2006)
21 Ray Baartz (1967–1974)
21 Gary Cole (1975–1984)
21 Archie Thompson (2001–2006)
20 Peter Ollerton (1974–1977)
20 David Zdrilic (1997–2005)

PLAYERS – senior men's team (A international matches) – prior to Federation (1963)

Appearances			Appearances			Appearances		
'A' matches only	(goals)	Career span	'A' matches only	(goals)	Career span	'A' matches only	(goals)	Career span
R Adair	3 (1)	1954–1958	K Hough	4 (0)	1948	F Parsons	7 (15)	1948–1950
C Almond	3 (0)	1955	J Hughes	6 (10)	1933–1938	J Peebles	1 (0)	1923
G Arthur	3 (0)	1956	R Hughes	8 (6)	1947–1948	P Peters	1 (0)	1955
R Austin	1 (0)	1923	E Hulme	6 (3)	1950	E Petie	1 (0)	1938
B Bignall	8 (0)	1954–1956	T Jack	11 (0)	1950–1955	J Pettigrew	4 (0)	1955–1956
D Bone	1 (0)	1954	A Johns	10 (6)	1948–1950	R Piercy	2 (0)	1955
S Bourke	3 (0)	1924	D Kemp	3 (1)	1947	B Price	3 (5)	1936
J Bratten	1 (1)	1922	C Kitching	3 (0)	1955–1956	C Purser	1 (0)	1955
G Bristow	1 (0)	1924	F Kitching	1 (1)	1938	A Quill	2 (2)	1938
C Brittain	2 (1)	1938	F Laidlaw	1 (0)	1933	G Raitt	1 (0)	1924
G Brown	2 (1)	1922	A Lambert	1 (0)	1924	F Ramsey	1 (0)	1924
R Bryant	4 (1)	1936–1938	B Lawrie	10 (1)	1948–1950	H Rice	1 (0)	1954
R Burns	1 (0)	1955	C Leabeater	2 (0)	1924	H Robertson	9 (2)	1950–1954
M Burton	1 (0)	1923	K Learmonth	1 (0)	1955	J Robinson	1 (0)	1924
A Cameron	6 (5)	1933–1936	J Lennard	6 (1)	1954–1956	S Robinson	2 (0)	1923
G Cartwright	10 (0)	1922–1924	P Lennard	3 (2)	1923	A Roth	1 (0)	1938
N Conquest	11 (0)	1947–1950	R Lord	3 (0)	1955–1956	G Rowe	1 (0)	1924
B Coolahan	3 (1)	1938	F Loughran	8 (2)	1955–1958	N Rule	1 (0)	1958
D Coote	2 (0)	1947	J Love	1 (0)	1923	C Sander	8 (0)	1954–1956
R Crowhurst	7 (2)	1933–1938	A Mackey	1 (0)	1938	G Sanders	2 (0)	1950
D Cumberland	3 (0)	1922	B Mahoney	1 (0)	1955	F Sands	3 (0)	1950–1954
J Cumberland	3 (0)	1922	R Marshall	2 (0)	1947–1955	V Sharp	2 (0)	1936
J Cunningham	8 (6)	1947–1948	J Marston	13 (0)	1947–1958	C Shenton	3 (0)	1922
W Dane	2 (0)	1922	A Mascord	1 (0)	1938	H Sherringham	2 (0)	1924
R Date	5 (8)	1947	J Masters	6 (5)	1923–1924	F Smith	2 (0)	1933
I Davidson	1 (0)	1933	J Mather	1 (0)	1954	G Smith	6 (16)	1933–1936
A DePaoli	1 (0)	1955	B Maunder	9 (6)	1922–1924	J Smith	1 (0)	1950
J Donaldson	3 (1)	1933–1936	H Maunder	1 (0)	1924	T Smith	2 (0)	1956
P Doyle	4 (0)	1922–1923	J McCabe	2 (0)	1958	H Spurway	4 (0)	1924
T Drain	2 (0)	1947–1955	J McCarthy	1 (0)	1955	C Stewart	5 (3)	1947–1955
A Drennan	3 (0)	1948	F McIvor	1 (0)	1938	P Stone	1 (0)	1956
C Drummond	14 (0)	1947–1950	G McMillan	3 (1)	1956	G Storey	5 (0)	1923–1924
A Duncan	2 (0)	1948–1955	J McNabb	10 (0)	1933–1938	L Suchanek	1 (0)	1954
B Edwards	1 (1)	1933	R McNaughton	2 (0)	1924	J Taylor	1 (0)	1933
T Edwards	1 (0)	1924	F Millier-Smith	2 (0)	1924	T Tennant	1 (0)	1933
I Evans	1 (0)	1938	W Mitchell	3 (0)	1923	S Thomas	2 (0)	1955
J Evans	11 (0)	1933–1938	B Morgan	1 (0)	1938	T Thompson	8 (0)	1922–1924
W Faulkner	1 (0)	1924	B Morrow	4 (2)	1956–1967	K Vairy	1 (1)	1955
A Fisher	3 (0)	1922	M Mueller	1 (0)	1955	L Vella	2 (0)	1958
A Forrest	3 (0)	1936–1938	H Murdoch	2 (0)	1958	B Vogler	3 (2)	1956–1958
F Gallen	4 (0)	1924	B Murphy	2 (1)	1954–1955	D Ward	6 (1)	1922–1924
A Garside	1 (0)	1955	B Murray	1 (0)	1933	A Warren	4 (0)	1955–1956
C Gedge	3 (0)	1923	R Murray	2 (0)	1947	B Wemyss	2 (0)	1958
A Gibb	7 (0)	1922–1933	C Nichols	2 (0)	1950	D Wendt	1 (0)	1955
L Gibb	8 (0)	1938–1948	E Nunn	1 (0)	1924	A White	1 (0)	1938
J Gilmour	2 (1)	1923–1924	G Nunn	11 (7)	1948–1958	J White	3 (0)	1923–1924
H Gorring	1 (2)	1933	T Oliver	4 (0)	1924	H Whitelaw	1 (0)	1938
J Harden	3 (0)	1936	J Orr	1 (0)	1924	M Wild	2 (0)	1954
A Heaney	4 (0)	1947	J Osborne	7 (0)	1933–1938	J Wilkinson	7 (3)	1936–1938
L Hearne	3 (0)	1954	E Owen	3 (0)	1923–1924	C Williams	2 (0)	1924
A Henderson	2 (0)	1924	C O'Connor	3 (0)	1933	B Wilson	8 (0)	1947–1955
B Henderson	6 (0)	1954–1956	K O'Neill	12 (0)	1950–1958	M Wynn	6 (0)	1938–1947
A Henwood	2 (0)	1938	B Paddocks	1 (0)	1955	B Young	6 (0)	1950
C Higgins	1 (0)	1955	J Parkes	6 (0)	1933–1938			
J Hodge	4 (0)	1948	T Parry	1 (0)	1938			

COACHES – national team coaches since Federation (1963)

	GAMES COACHED		COACHING SPAN		GAMES COACHED		COACHING SPAN
	'A'	All			'A'	All	
Graham Arnold	2	2	2006	John Margaritis	.	2	1985
Frank Arok	48	89	1983–1990	Joe Marston	.	1	1966
Raul Blanco	7	10	1996–1999	Eddie McGeough	.	1	1965
Tony Boggi	1	5	1975	Rale Rasic	34	58	1970–1974
Frank Farina	58	60	1999–2005	Les Scheinflug	18	21	1979–1994
Vic Fernandez	2	4	1992	Jim Shoulder	26	47	1976–1978
Brian Green	8	9	1975–1976	Eddie Thomson	55	84	1984–1996
Rudi Gutendorf	18	37	1979–1981	Terry Venables	23	23	1997–1998
Guus Hiddink	12	13	2005–2006	Joe Venglos	3	5	1967
Tiko Jelisavcic	7	10	1965	Joe Vlasits	23	25	1967–1970
Jim Kelly	.	2	1964	Eric Worthington	.	4	1975

AUSTRALIA'S OLYMPIC GAMES RECORD

An Australian men's team has played in six Olympics finals tournaments. Australia qualified as hosts twice (1956 & 2000), and in its four attempts via normal qualification, Australia has never failed to qualify.

1956

Host nation Australia won its historic first Olympic games match 2-0 over Japan at Olympic Park Queensland striker Graham McMillan scoring first from a 26th minute penalty, and in the 61st minute Frank Loughran from Victoria netted the second. Newcastle's Bruce Morrow scored two first half goals in the next match against India but it was not enough and the 2-4 loss meant Australia did not progress to the semi-finals.

1956 results

Japan (first round)	W2-0
India (second round)	L2-4

Olympics wilderness

It was 32 years before Australia next competed in Olympics football – the long absence due to bureaucratic aspects amongst Australian governing bodies & the amateur eligibility rules of the Olympic games. The amateur requirements were lifted after the 1984 games.

1988

Previous World Cup finals players were ineligible for the 1988 Olympics. Australia won the expanded Oceania qualifying tournament to qualify for Seoul '88. At the games the Australians were placed in a very difficult group – with 1984 Bronze medalists Yugoslavia, perennial favourites Brazil and the strongest African nation Nigeria. A sensational first-up win against Yugoslavia was followed by a loss to Brazil, however another win against the Nigerians ensured a quarter final berth – which was lost to the USSR. It is worth noting that

Australia's two defeats in the 1988 games were against both eventual finalists: the USSR defeated Brazil in the 1988 Olympics final 2-1.

1988 results

Yugoslavia (group match)	W1-0
Brazil (group match)	L0-3
Nigeria (group match)	W1-0
USSR (quarter final)	L0-3

1992 (results in 'Under 23' section)

The eligibility requirement for the 1992 Olympics was set to an under 23 format. Oceania group winners Australia qualified with a last gasp win against sixth-placed UEFA team Holland. Australia's 1992 team consisted of the bulk of the 1991 Under 20 World Youth Cup semi-finalists.

1996 (results in 'Under 23' section)

From 1996, up to three over-age players were permitted to play in the Olympics – but not in qualifiers. Australia qualified for Atlanta '96 after easily taking out the Oceania group, and then thrashing second-placed CONCACAF team Canada. At 2-0 up in its final group game Australia was set to progress, but Spain then scored three with no reply to instead secure the quarter-final berth.

2000 (results in 'Under 23' section)

Despite high expectations and a long, 60-match preparation period, Australia disappointingly lost all three matches of its Sydney 2000 campaign.

2004 (results in 'Under 23' section)

Oceania U-23 champions qualified automatically to the Olympics for the first time. Australia's Athens Olympics campaign was highlighted by a 5-1 thrashing of Serbia/Montenegro and a close quarter-final berth against Iraq where Australia was unlucky not to score an equaliser.

MELBOURNE 1956

	JAP	IND
George Arthur	●	●
Bob Bignall	●	●
Jack Lennard	●	●
Ron Lord	●	●
Frank Loughran	①	●
Graham McMillan	①	●
Bruce Morrow	●	②
John Pettigrew	●	●
Cliff Sander	●	●
Ted Smith	●	●
Alec Warren	●	●

SEOUL 1988

	YUG	BRA	NIG	SOV
Graham Arnold	●	●	●	●
Vlado Bozinovski	○			
Oscar Crino	●	●	●	●
Alan Davidson	●	●	●	●
Robbie Dunn	●	●	●	●
Frank Farina	①	●		●
Graham Jennings	●	●	●	●
Andrew Koczka			○	
John Kosmina			①	
David Mitchell	●	●	●	●
Scott Ollerenshaw			○	
Jeff Olver	●	●	●	●
Mike Petersen	●	●		
Robbie Slater	○	○		
Gary Van Egmond		○	●	●
Paul Wade	●	●	●	●
Charlie Yankos	●	●	●	●

● = starting appearance
○ = substitute appearance
number denotes goals scored

UNDER 23s – the Qantas Under 23s

RESULTS against countries / PLAYERS at Olympics

1992—BARCELONA	
Switzerland (Friendly)	D 0-0
Czechoslovakia (Friendly)	L 0-2
Malaysia (Friendly)	W 4-1
Malaysia (Friendly)	W 2-0
PNG (OG qualifying)	W 4-0
New Zealand (OG qualifying)	W 2-0
Fiji (OG qualifying)	W 7-0
PNG (OG qualifying)	W 5-0
New Zealand (OG qualifying)	W 2-1
Fiji (OG qualifying)	W 3-0
South Korea (Friendly)	L 0-1
South Korea (Friendly)	L 1-2
Netherlands (OG qualifying)	D 1-1
Netherlands (OG qualifying)	D 2-2
Kuwait (Friendly)	W 4-2
Paraguay (Friendly)	W 2-0
Ghana (Olympic Games)	L 1-3
Mexico (Olympic Games)	D 1-1
Denmark (Olympic Games)	W 3-0
Sweden (Olympics-qtr final)	W 2-1
Poland (Olympics-semi final)	L 1-6
Ghana (Olympics-3rd place)	L 0-1

OLYMPICS LINE-UPS	GHA	MEX	DEN	SWE	POL	GHA
Zlatko Arambasic	●	○		●	○	●
Milan Blagojevic	●	●	●	●	●	●
Mark Bosnich		●	●	●	●	
Steve Corica	○	●				
John Filan	●					●
Gary Hasler						●
Dominic Longo	●	●	●	●	●	●
Brad Maloney						●
John Markovski			○	○	○	
Damian Mori	●	●	○	○	○	●
Shaun Murphy	●	●	○	○	○	●
Paul Okon	●		●	●	●	●
Tony Popovic						○
Steve Refenes	●	●		○		●
David Seal	○	○	○	○	○	
George Slifkas	●	●	●		●	●
Carl Veart		○	○	○	○	
Tony Vidmar	○	●	○	○	○	●
Ned Zelic	●	●	●	●	●	●

1996—ATLANTA	
USA (Friendly)	D 1-1
Denmark (Friendly)	L 1-3
South Korea (Friendly)	D 1-1
Japan (Friendly)	W 2-1
Japan (Friendly)	W 3-0
Saudi Arabia (Friendly)	L 0-3
Japan (Friendly)	W 3-0
Vanuatu (OG qualifying)	W 9-1
Solomon Is (OG qualifying)	L 0-2
<i>- original result (W4-0) overturned</i>	
Fiji (OG qualifying)	W 10-0
New Zealand (OG qualifying)	W 5-0
Vanuatu (OG qualifying)	W 12-0
Solomon Is (OG qualifying)	W 7-0
Fiji (OG qualifying)	W 5-0
New Zealand (OG qualifying)	L 0-1
USA (Friendly)	W 2-0
Canada (OG qualifying)	D 2-2
Canada (OG qualifying)	W 5-0
France (Olympic Games)	L 0-2
Saudi Arabia (Olympic Games)	W 2-1
Spain (Olympic Games)	L 2-3

OLYMPICS LINE-UPS	FRA	SAU	ESP
Paul Agostino	●		
Ross Aloisi	○	●	○
Mark Babic	●	●	●
Luke Casserly	●	●	●
Steve Corica (over-age)	●	●	●
Steve Horvat (over-age)	●		●
Frank Juric	●	●	●
Goran Lozanovski			○
Ante Moric	●	●	●
Kevin Muscat	●	●	●
Joe Spiteri	○	●	●
Danny Tiatto	●		○
Peter Tsekenis		○	○
Aurelio Vidmar (over-age)	●	●	○
Mark Viduka	●	○	●

2004—ATHENS	
Spain (Friendly)	L 0-1
Turkey (Friendly)	L 1-2
South Korea (Friendly)	W 1-0
Samoa (OG qualifying)	W 6-0
PNG (OG qualifying)	W 9-0
Solomon Is (OG qualifying)	W 5-0
Fiji (OG qualifying)	W 6-0
New Zealand (OG qualifying)	W 2-0
New Zealand (OG qualifying)	D 1-1
Greece (Friendly)	D 0-0
Tunisia (Friendly)	L 0-1
Japan (Friendly)	W 1-0
South Korea (Friendly)	L 1-3
Costa Rica (Friendly)	W 2-1
Tunisia (Olympic Games)	D 1-1
Serbia/Montenegro (Olympic Games)	W 5-1
Argentina (Olympic Games)	L 0-1
Iraq (Olympic Games – qtr final)	L 0-1

OLYMPICS LINE-UPS	TUN	YUG	ARG	IRQ
John Aloisi (over-age)	○	○	●	●
Alex Brosque	●	○	●	●
Tim Cahill (over-age)	●	○	●	●
Shane Cansdell-Sherriff	●	○	●	●
Anthony Danze		○	○	○
Spase Dilevski				○
Ahmad Elrich	●	○	●	●
Eugene Galekovic	●	○	●	●
Ryan Griffiths	○	○	○	○
Brett Holman	○	○	○	○
Adrian Madaschi	●	●	●	●
Jon McKain	○	○	○	○
Craig Moore (over-age)	●	●	●	●
Jade North	●	●	●	●
Carl Valeri	●	●	●	●
Luke Wilkshire	●	●	●	●

2000—SYDNEY	
South Africa (Friendly)	W 2-0
South Africa (Friendly)	D 1-1
South Africa (Friendly)	W 2-0
South Africa (Friendly)	L 2-3
Brazil (Friendly)	W 2-1
Brazil (Friendly)	W 3-2
Brazil (Friendly)	W 2-1
New Zealand (Friendly)	W 1-0
New Zealand (Friendly)	W 2-0
New Zealand (Friendly)	W 4-0
Chile (Friendly)	D 1-1
Argentina (Friendly)	W 1-0
China (Friendly)	L 0-1
China (Friendly)	D 3-3
South Korea (Friendly)	L 0-1
South Korea (Friendly)	L 0-2
Japan (Friendly)	W 1-0
Singapore snr team (Friendly)	W 5-0
New Zealand (Friendly)	W 2-0
New Zealand (Friendly)	W 3-0
Kuwait (Friendly)	D 1-1
Tunisia (Friendly)	W 1-0
Tunisia (Friendly)	D 1-1
Nigeria (Friendly)	W 1-0
Egypt (Friendly)	W 1-0
South Korea (Friendly)	L 0-3
Slovakia (Friendly)	L 0-1
Netherlands (Friendly)	L 1-2
Kuwait (Friendly)	W 3-0
South Africa (Friendly)	W 1-0
Italy (Olympic Games)	L 0-1
Nigeria (Olympic Games)	L 2-3
Honduras (Olympic Games)	L 1-2

OLYMPICS LINE-UPS	ITA	NIG	HON
Marco Bresciano	○		○
Simon Colosimo	●	●	○
Jason Culina			○
Michael Curcija	●	●	●
Brett Emerton	●	●	●
Hayden Foxe	●	○	●
Vince Grella	●	○	●
Stephen Laybutt	●	●	●
Stan Lazaridis (over-age)	●	●	●
Danny Milosevic	●	●	●
Lucas Neill	○	○	●
Nick Rizzo	○	○	○
Josip Skoko (over-age)	●	●	●
Mark Viduka (over-age)	●	●	●
Kasey Wehrman	●	○	●
Clayton Zane		○	○

● denotes starting appearance
○ denotes substitute appearance
number denotes goals scored

UNDER 20s — the Qantas Young Socceroos

1979—JAPAN

PNG (WC qualifying)	W	9-0
Fiji (WC qualifying)	W	5-1
New Zealand (WC qualifying)	W	2-1
Paraguay (WC qualifying)	L	0-2
Israel (WC qualifying)	D	0-0
Israel (WC qualifying)	D	0-0
Paraguay (WC qualifying)	L	0-3
— Australia did not qualify for WC finals —		

1981—AUSTRALIA

Tahiti (Friendly)	W	1-0
New Caledonia (Friendly)	W	6-1
New Zealand (Friendly)	L	0-2
Greece (Friendly)	L	0-1
Sweden (Friendly)	D	0-0
Romania (Friendly)	L	1-3
Israel (Friendly)	L	1-2
Israel (Friendly)	L	1-2
New Caledonia (Friendly)	W	2-1
New Caledonia (Friendly)	D	2-2
New Caledonia (Friendly)	W	1-0
Argentina (World Cup)	W	2-1
Cameroon (World Cup)	D	3-3
England (World Cup)	D	1-1
West Germany (WC-quarter final)	L	0-1

AUSTRALIA '81

Glenn Ahearn	●	●	●	●	●
Steve Blair	●	●	●	●	●
Oscar Crino	●	●	●	●	●
Ian Hunter	⊖	○	○	○	○
Fab Incantalupo	●	●	●	●	●
Paul Kay	●	●	●	●	●
Mark Koussas	⊖	⊖	⊖	●	●
Grant Lee	●	●	○	○	○
David Mitchell	●	●	●	●	●
Jim Patikas	○	○	●	●	●
Peter Raskopoulos	●	●	●	●	●
Howard Tredinnick	●	●	●	●	●
Robert Wheatley	●	●	●	●	●
USA (Friendly)	L	1-2			
Egypt (Friendly)	L	0-2			
China (Friendly)	W	3-1			

1983—MEXICO

Brazil (Friendly)	D	2-2
Mexico (Friendly)	D	1-1
Costa Rica (Friendly)	W	2-1
USSR (Friendly)	L	0-1
Mexico (Friendly)	W	3-0
Fiji (WC qualifying)	W	7-0
New Zealand (WC qualifying)	W	2-1
PNG (WC qualifying)	W	2-0
New Zealand (WC qualifying)	W	4-3
Israel (WC qualifying)	L	1-3
Costa Rica (WC qualifying)	W	3-1
Israel (WC qualifying)	W	2-1
Costa Rica (WC qualifying)	W	3-0
Mexico (World Cup)	D	1-1
Scotland (World Cup)	W	2-1
South Korea (World Cup)	L	1-2

MEXICO '83

Rod Brown	●	●	●	●	●
Frank Farina	●	●	●	○	○
Tony Franken	●	●	●	●	●
Fab Incantalupo	●	●	●	●	●
Roy Jones	●	○	○	○	○
Rene Licata	○	○	○	○	○
David Lowe	●	●	●	●	●
Ralph Maier	●	●	●	●	●
Tom McCulloch	●	●	●	●	●
Jim Patikas	●	●	●	●	●
Joe Rizzotto	○	○	●	●	●
Tony Spyridakos	○	●	●	●	●
Russell Stewart	●	●	●	●	●
Ray Vliestra	●	●	●	●	●
Danny Wright	○	○	○	○	○

1985—USSR

New Zealand (WC qualifying)	W	2-1
Fiji (WC qualifying)	W	6-1
Taiwan (WC qualifying)	W	3-0
PNG (WC qualifying)	W	6-0
Israel (WC qualifying)	W	3-2
USSR (World Cup)	D	0-0
Canada (World Cup)	D	0-0
Nigeria (World Cup)	L	2-3

USSR '85

	SOV	CAN	NIG
Alex Bundalo	●	●	○
John Gregson	○	○	○
Robert Hooker	●	●	●
Lou Hristodoulou	●	●	○
Sean Ingham	○	○	●
Mark Jones	●	●	●
Paul Jones	●	●	●
Chris Kalantzis	●	●	⊖
Andrew Koczka	○	○	○
Michael McLennan	●	●	●
John Panagis	●	●	⊖
Angie Postecoglou	●	●	●
David Sharpe	●	●	●
Warren Spink	●	●	●

1987—CHILE

Czechoslovakia (Friendly)	W	3-0
Czechoslovakia (Friendly)	W	6-1
Czechoslovakia (Friendly)	L	0-4
Fiji (WC qualifying)	W	7-0
Israel (WC qualifying)	D	1-1
Taiwan (WC qualifying)	W	5-0
New Zealand (WC qualifying)	W	3-0
Togo (World Cup)	W	2-0
Yugoslavia (World Cup)	L	0-4
Chile (World Cup)	L	0-2

CHILE '87

	TOG	YUG	CHL
Alistair Edwards	⊖	●	●
Anthony Grbac	●	●	●
Lou Hristodoulou	●	●	●
Brett Hughes	●	●	●
John Koch	●	●	●
George Kulcsar	●	●	●
John Markovski	●	●	●
Craig Moffitt	○	○	○
David Mower	○	○	○
Scott Ollerenshaw	○	●	●
Kurt Reynolds	●	●	○
Abbas Saad	⊖	●	●
David Shute	●	●	●
Jason Van Blerk	●	●	●

1989—SAUDI ARABIA

China (Friendly)	D	2-2
Thailand (Friendly)	D	0-0
Indonesia (Friendly)	W	1-0
China (Friendly)	L	0-1
Vanuatu (WC qualifying)	W	5-0
Taiwan (WC qualifying)	W	6-1
Fiji (WC qualifying)	W	4-2
New Zealand (WC qualifying)	W	1-0
New Zealand (WC qualifying)	W	3-0
Qatar (WC qualifying)	D	1-1
Syria (WC qualifying)	L	0-1
— Australia did not qualify for WC finals —		

1991—PORTUGAL

Indonesia (Friendly)	W	5-1
Indonesia (Friendly)	W	2-0
Malaysia (Friendly)	W	1-0
Singapore (Friendly)	W	6-0
Vanuatu (WC qualifying)	W	6-0
Tahiti (WC qualifying)	W	7-0
Fiji (WC qualifying)	W	3-0
New Zealand (WC qualifying)	W	6-0
Israel (WC qualifying)	L	0-1
Israel (WC qualifying)	W	2-1
Trinidad & Tobago (World Cup)	W	2-0
USSR (World Cup)	W	1-0
Egypt (World Cup)	W	1-0
Syria (World Cup – quarter final)	D	1-1
Portugal (World Cup – semi final)	L	0-1
USSR (World Cup – 3rd place)	D	1-1

lost on penalties 4-5

PORTUGAL '91

	T&T	SOV	EGY	SYR	POR	SOV
Mark Babic	●	●	●	●	●	○
Matthew Bingley	●	●	●	●	●	○
Mark Bosnich	●	●	●	●	●	●
Steve Corica	○	○	○	○	○	○
Lorenz Kindtner	●	●	●	●	●	●
Brad Maloney	●	●	●	●	●	●
Kevin Muscat	●	●	●	●	●	●
Paul Okon	⊖	●	●	●	●	●
Tony Popovic	○	○	○	○	○	○
Adem Poric	●	●	●	●	●	●
David Seal	⊖	●	●	⊖	●	⊖
Mark Silic	●	●	○	○	○	○
George Sorras	○	○	○	○	●	○
Robert Stanton	○	○	○	○	●	○
Robert Stojceviski	●	●	●	●	●	●
Kris Trajanovski	⊖	●	●	○	○	○

1993—AUSTRALIA

Venezuela (Friendly)	W	2-0
Mexico (Friendly)	W	3-1
Netherlands Antilles (Friendly)	W	4-0
Brazil (Friendly)	L	0-2
Chile (Friendly)	L	0-1
Brazil (Friendly)	D	1-1
Chile (Friendly)	L	0-2
Uruguay (Friendly)	D	0-0
Brazil (Friendly)	W	1-0
Brazil (Friendly)	L	1-2
Brazil (Friendly)	D	0-0
Brazil (Friendly)	D	1-1
South Korea (Friendly)	W	2-0
South Korea (Friendly)	D	0-0
South Korea (Friendly)	L	1-2
Saudi Arabia (Friendly)	W	2-0
Saudi Arabia (Friendly)	L	0-1
Oman (Friendly)	L	0-1
Colombia (World Cup)	W	2-1
Russia (World Cup)	W	3-1
Cameroon (World Cup)	L	0-2
Uruguay (World Cup-quarter final)	W	2-1
Brazil (World Cup – semi final)	L	0-2
England (World Cup – 3rd place)	L	1-2

AUSTRALIA '93

	COL	RUS	CAM	URU	BRA	ENG
Paul Agostino	●	●	●	⊖	●	●
Tony Carbone	●	●	●	⊖	●	●
Sean Cranney	●	○	○	○	○	○
Aaron Holst	○	○	○	○	○	○
Darren Iocca	○	○	○	○	○	○
Ante Juric	●	●	●	●	●	●
Fab Macolino	○	○	○	○	○	○
Vince Matassa	●	●	●	●	●	●
Ante Milicic	⊖	⊖	○	○	○	⊖
Craig Moore	●	●	●	●	●	●
Ante Moric	●	●	●	●	●	●
Kevin Muscat	⊖	●	●	●	●	●
Vasko Trpceviski	○	○	○	○	○	○
Peter Tsekenis	●	●	●	●	●	●
Jim Tsekinis	○	○	○	○	○	○
Mark Wingell	●	●	●	●	●	●

RESULTS against countries / PLAYERS at world cups

1995—QATAR			
Tahiti (WC qualifying)	W	5-0	
Solomon Isl (WC qualifying)	W	5-0	
Fiji (WC qualifying)	W	7-0	
Vanuatu (WC qualifying)	W	11-0	
New Zealand (WC qualifying)	W	1-0	
Japan (Friendly)	W	4-0	
Netherlands (Friendly)	L	0-1	
Costa Rica (World Cup)	W	2-0	
Cameroon (World Cup)	L	2-3	
Germany (World Cup)	D	1-1	
Portugal (World Cup – quarter final)	L	1-2	
QATAR '95			
	COS	CAM	GER
John Angelovski			○
Con Anthonopoulos	●	●	●
Paul Bilokapic	●	●	●
Clint Bolton		○	●
Robert Enes	1	●	●
Dino Mennillo		○	○
Robert Middleby	●	●	●
Richard Plesa	●	●	●
Les Pogliacomì	●	●	●
Ian Pollari			●
Mark Rudan	●	●	●
Josip Skoko	●	●	●
Ufuk Talay	●	●	●
Mark Viduka	1	2	1
Andrew Vlahos			○
Joe Vrkic	●	●	●

1997—MALAYSIA			
Argentina (Friendly)	L	1-2	
Uruguay (Friendly)	L	1-4	
Uruguay (Friendly)	L	1-4	
Chile (Friendly)	D	1-1	
Chile (Friendly)	W	2-1	
Fiji (WC qualifying)	W	10-0	
New Zealand (WC qualifying)	W	3-0	
Tahiti (WC qualifying)	W	10-0	
New Zealand (WC qualifying)	W	2-1	
Japan (Friendly)	W	1-0	
Japan (Friendly)	L	1-4	
Malaysia (Friendly)	W	8-0	
Canada (World Cup)	D	0-0	
Hungary (World Cup)	W	1-0	
Argentina (World Cup)	W	4-3	
Japan (World Cup – quarter final)	L	0-1	
MALAYSIA '97			
	CAN	HUN	ARG
Daniel Allsopp		○	○
Tansel Baser	○	○	○
Con Blatsis	●	●	●
Raphael Bove	○	○	○
Michael Curcija	●	●	●
Bill Damianos	●	●	●
Brett Emerton	●	●	●
Hayden Foxe	●	●	●
Carlos Gonzalez			○
Vince Grella	●	●	●
Danny Milosevic	●	●	●
Lucas Neill	●	●	●
Mark Robertson	○	○	●
Kosta Salapavidis	●	●	4
Sebastian Sinozic	●	●	●
Ivan Zelic	●	●	●

2007—CANADA			
Turkmenistan (WC qualifying)	W	3-0	
Sri Lanka (WC qualifying)	W	4-0	
New Zealand (Friendly)	L	0-1	
New Zealand (Friendly)	L	1-3	

1999—NIGERIA			
Chile (Friendly)	L	1-3	
Chile (Friendly)	D	2-2	
Uruguay (Friendly)	L	1-2	
Uruguay (Friendly)	W	1-0	
Fiji (WC qualifying)	W	2-0	
Tonga (WC qualifying)	W	8-0	
Samoa (WC qualifying)	W	8-0	
New Zealand (WC qualifying)	W	3-2	
South Korea (Friendly)	L	2-3	
South Korea (Friendly)	L	1-5	
Saudi Arabia (World Cup)	W	3-1	
Mexico (World Cup)	L	1-3	
Ireland (World Cup)	L	0-4	
NIGERIA '99			
	SAU	MEX	IRE
Eddie Bosnar	●	●	●
Anthony Breaden	●	●	●
Marco Bresciano	●	●	●
Christian Care	○	○	○
Simon Colosimo	●	●	●
Jason Culina	●	●	●
Michael Cunico	●	●	●
Brett Emerton	●	●	●
Vince Grella	●	●	●
Joel Griffiths	○	○	○
Danny Invincibile	○	○	○
John Maisano	1	●	●
Mile Sterjovski	●	1	●
David Terminello	○	○	●
Michael Turnbull	●	●	●
Lindsay Wilson	●	●	●

2001—ARGENTINA			
Samoa (WC qualifying)	W	16-0	
Tonga (WC qualifying)	W	7-0	
PNG (WC qualifying)	W	6-0	
Cook Islands (WC qualifying)	W	13-0	
Vanuatu (WC qualifying)	W	4-0	
New Zealand (WC qualifying)	L	1-2	
New Zealand (WC qualifying)	W	3-1	
Japan (Friendly)	W	1-0	
Guam (Friendly)	W	6-0	
Kazakhstan (Friendly)	W	1-0	
Japan (Friendly)	L	1-2	
Canada (Friendly)	W	3-0	
Egypt (Friendly)	D	1-1	
Japan (World Cup)	W	2-0	
Czech Republic (World Cup)	L	0-3	
Angola (World Cup)	D	1-1	
Brazil (World Cup – quarter final)	L	0-4	
ARGENTINA '01			
	JAP	CZE	ANG
Louis Brain			
Mark Byrnes	●	●	●
Nick Carle	○	○	○
Gareth Edds	●	●	●
Ahmad Elrich	●	●	●
Kevo Gulesserian	○	○	○
Joshua Kennedy	●	●	●
Patrick Kisnorbo	○	○	○
Adrian Madaschi	●	●	○
Scott McDonald	●	○	○
Jon McKain			○
Ljubo Milicevic	●	●	○
Greg Owens	1	1	○
Lucas Pantelis	○	○	○
Wayne Srhoj	●	●	●
Michael Turnbull	●	●	●
Jess Van Stratten	○	○	○
Daniel Vasilevski	●	○	●
Luke Wilshire	○	○	●

2007—CANADA			
New Zealand (Friendly)	W	4-2	
Argentina (Friendly)	D	0-0	
Chile (Friendly)	D	1-1	
Chile (Friendly)	D	2-2	

2003—UAE			
Vanuatu (WC qualifying)	W	2-0	
PNG (WC qualifying)	W	6-0	
Fiji (WC qualifying)	W	11-0	
Fiji (WC qualifying)	W	4-0	
UAE (Friendly)	D	0-0	
UAE (Friendly)	W	2-0	
Colombia (Friendly)	L	1-2	
Slovakia (Friendly)	L	0-1	
South Korea (Friendly)	D	0-0	
Japan (Friendly)	W	1-0	
Czech Republic (World Cup)	D	1-1	
Canada (World Cup)	W	2-1	
Brazil (World Cup)	W	3-2	
UAE (World Cup – quarter final)	L	0-1	
UAE '03			
	CZE	CAN	BRA
Michael Baird		○	○
Alex Brosque	●	●	●
Nathan Coe	●	●	●
Anthony Danze	●	●	2
Spase Dilevski	●	●	●
Wayne Heath	●	●	●
Michael Jedinak	●	●	○
Vince Lia	●	●	○
Scott McDonald	1	○	○
Matthew McKay	○	○	●
Massimo Murdocca	○	●	●
Jonathan Richter	○	○	○
David Tarka	●	●	●
Michael Thwaite	●	●	●
Carl Valeri	●	●	●
Dustin Wells	●	○	●
Jobe Wheelhouse	●	○	○
Alex Wilkinson	●	●	●

2005—NETHERLANDS			
Chile (Friendly)	L	2-4	
Chile (Friendly)	W	3-1	
Uruguay (Friendly)	L	1-3	
Argentina (Friendly)	D	2-2	
Chile (Friendly)	L	2-3	
New Caledonia (WC qualifying)	W	12-0	
Tonga (WC qualifying)	W	19-1	
Vanuatu (WC qualifying)	W	9-2	
Fiji (WC qualifying)	W	3-2	
Solomon Is (WC qualifying)	W	3-0	
Colombia (Friendly)	L	0-2	
South Korea (Friendly)	W	1-0	
Morocco (Friendly)	D	1-1	
Benin (World Cup)	D	1-1	
Netherlands (World Cup)	L	0-3	
Japan (World Cup)	D	1-1	
NETHERLANDS '05			
	BEN	NED	JAP
Billy Celeski	●	○	○
Spase Dilevski	○	○	○
Aaron Downes	●	●	●
Adam Federici	●	●	●
Vince Lia	●	○	○
Jay Lucas	●	○	○
Trent McClenahan	●	○	○
Mark Milligan	●	●	●
Stuart Musialik	●	●	●
Justin Pasfield	●	○	○
Kristian Sarkies	●	○	○
Chris Tadoros	●	○	○
Jacob Timpano	●	●	●
Ryan Townsend	●	○	○
Nick Ward	1	●	○
James Wesolowski	○	○	○
Ruben Zadkovich	○	○	○

●=started, ○=substitute, #=goals scored

Australia has progressed to the AFC Youth Championship (India, Nov 2006) placed in Group B with China, UAE and Thailand; the top two from the group progress to the quarter final stage. The top four teams from the tournament will progress to the 2007 FIFA U-20 World Cup in Canada.

UNDER 17s — the Qantas Joey

1985—CHINA (under 16)

Tahiti (WC qualifying)	W	9-0
Fiji (WC qualifying)	W	4-1
Taiwan (WC qualifying)	W	3-0
New Caledonia (WC qualifying)	W	4-0
New Zealand (WC qualifying)	W	2-1
Argentina (World Cup)	W	1-0
Congo (World Cup)	W	2-1
West Germany (World Cup)	W	1-0
Guinea (World Cup – qtr final)	D	0-0

lost on penalties 2-4

CHINA '85 (under 16)

	ARG	CON	FRG	GUI
David Barrett	●	●	●	●
George Bouhoutos		●		
Damien Butler	●	●	●	●
Alf Catalano	●	○		●
Colin Cooper	○	●		○
Craig Foster	●	●	●	●
Michael Graham	●			●
Anthony Grbac		●		
George Jolevski	●		●	●
Craig Naven	⊖	●		
Gareth Naven	●	●	●	●
Corrado Nobile	●	●	●	●
Scott Racey	●	○	●	●
Robert Runje		●	●	●
David Scott			●	
Mark Talajic			●	○
Stan Thodis	○	⊖		
Paul Trimboli	●	⊖	⊖	●

1987—CANADA (under 16)

PNG (WC qualifying)	W	3-0
Fiji (WC qualifying)	W	4-0
Taiwan (WC qualifying)	W	3-0
New Zealand (WC qualifying)	L	0-1
Saudi Arabia (World Cup)	W	1-0
France (World Cup)	L	1-4
Brazil (World Cup)	W	1-0
Nigeria (World Cup – qtr final)	L	0-1

CANADA '87 (under 16)

	SAU	FRA	BRA	NIG
John Christopoulos				○
Greg Dickinson	●	●		
Steve Dimoudis	●	○	●	
Darren Freiberg			○	○
Steve Georgakis	●	⊖	●	●
Steve Horvat	⊖	●		
Stephane Jee	●	●	●	●
Dominic Longo	●	●	●	●
Craig McGregor	○	●	●	
Dean McWhirter		○	●	
Greg Mills	●	●	●	●
Tony Pisano			○	
Paolo Rago	●	●		●
Phillip Richardson	●	●	⊖	●
John Russell	●	●	●	●
Lou Triantafyllou	●	●	●	●

1989—SCOTLAND

Taiwan (WC qualifying)	W	2-0
Vanuatu (WC qualifying)	W	24-0
Fiji (WC qualifying)	W	4-0
New Zealand (WC qualifying)	W	5-1
East Germany (World Cup)	L	0-1
Brazil (World Cup)	L	1-3
USA (World Cup)	D	2-2

SCOTLAND '89

	GDR	BRA	USA
Ross Aloisi			⊖
Mark Babic	●	●	●
Steve Corica	○	⊖	
Matthew Dihm	●	●	●
Andrew French		○	○
Willie Hastie	●	●	●
Vincenzo Iacopetta			●
Shane Jarvis			●
Edward Lees	●	●	●
Giovanni Montesano	○		
Anthony Pangallo	●	●	⊖
Tony Popovic	●	●	●
Mark Schwarzer	●	●	●
Robert Spasevski	●	●	●
Robert Stojcevski	●	●	●
Geoffrey Suzor	●	●	●
Matthew Zec	●	●	

1991—ITALY

Chile (Friendly)	W	3-2
Chile (Friendly)	W	2-0
Fiji (WC qualifying)	W	6-1
New Zealand (WC qualifying)	D	1-1
Fiji (WC qualifying)	W	7-2
New Zealand (WC qualifying)	W	1-0
Germany (Friendly)	D	2-2
Mexico (World Cup)	W	4-3
Congo (World Cup)	W	2-0
Qatar (World Cup)	L	0-1
Argentina (World Cup – qtr final)	L	1-2

ITALY '91

	MEX	CON	QAT	ARG
Paul Agostino	⊖			⊖
Lorenzo Campagna		○	●	○
Tony Carbone	●	●	●	●
Paul Dee	●	●	●	●
Tom Haythornthwaite	●	●		●
Aaron Healey	●	⊖	●	●
Darren Iocca	○			
Tony Josevski	●	●	●	●
Vas Kalogeracos	●	●	○	●
Alex Kiratzoglou	⊖	⊖	●	●
Fabio Macolino	●	●	●	●
Craig Moore	●	●	●	●
João Pires			●	
Vasko Trpcevski	○		●	
Dominic Usalj			○	○
Steven Wardle	●	●	●	●

1993—JAPAN

Tahiti (WC qualifying)	W	2-1
Solomon Is (WC qualifying)	W	2-0
Fiji (WC qualifying)	W	5-0
Solomon Is (WC qualifying)	W	3-0
Chile (Friendly)	D	2-2
Argentina (World Cup)	D	2-2
Canada (World Cup)	W	5-0
Nigeria (World Cup)	L	0-2
Ghana (World Cup – quarter final)	L	0-1

JAPAN '93

	ARG	CAN	NIG	GHA
Anthony Alvos		●	●	●
Paul Bilokapic	●	⊖	●	●
Nick Bosevski		⊖	○	
John Carbone	○	●		●
Jonathon Carter	●	⊖	●	●
Hayden Foxe	●	●	●	●
Milan Gajic			●	
Robert Gomez	●	●	●	●
Paul Lopic	●	●	●	●
Andrew McDermott	●	●	●	●
Malcolm Meilak		○	●	●
Sebastian Naglieri	⊖	●		
Dragi Nastevski	●	●	●	●
David Risteovski	⊖			
Darren Sime	●			
Joe Tricarico	○		○	○
Andy Vargas	●	●	●	●

1995—ECUADOR

Uruguay (Friendly)	D	0-0
Uruguay (Friendly)	W	4-2
Chile (Friendly)	D	3-3
Chile (Friendly)	W	2-0
Fiji (WC qualifying)	W	4-0
Vanuatu (WC qualifying)	W	6-0
New Zealand (WC qualifying)	W	1-0
Spain (World Cup)	D	2-2
Nigeria (World Cup)	L	0-2
Qatar (World Cup)	W	3-0
Brazil (World Cup – quarter final)	L	1-3

ECUADOR '95

	ESP	NIG	QAT	BRA
Daniel Allsopp	⊖	●	⊖	⊖
Colin Azzopardi	●	●	●	●
Clayton Bell	●	●	●	●
Adam Brodbeck	●	●	●	●
Chris Coyne	●	●	●	●
Michael Cunico	●		●	●
Brett Emerton	●	●	●	●
Michael Galluzzo	○		○	○
Harry Kewell	●	●	⊖	●
John Maisano	●	●	●	●
Ilija Prenzovski	○	○		
Nick Rizzo	○	●	○	●
Sebastian Sinozic	●	●	●	●
Jane Talcevski	●	●	●	●
Luke Tomich		○		○

RESULTS against countries / PLAYERS at world cups

1997—EGYPT		
Argentina (Friendly)	L	1-2
Uruguay (Friendly)	D	0-0
Uruguay (Friendly)	D	0-0
Chile (Friendly)	D	2-2
Chile (Friendly)	W	2-1
Cook Islands (WC qualifying)	W	14-0
Tahiti (WC qualifying)	W	7-0
Fiji (WC qualifying)	W	5-0
Solomon Is (WC qualifying)	W	4-0
New Zealand (WC qualifying)	L	0-1
<i>-Australia did not qualify for WC finals-</i>		

1999—NEW ZEALAND		
Japan (Friendly)	W	4-0
Japan (Friendly)	L	1-2
Fiji (WC qualifying)	W	2-1
PNG (WC qualifying)	W	8-0
Cook Islands (WC qualifying)	W	8-0
Am. Samoa (WC qualifying)	W	15-0
Vanuatu (WC qualifying)	W	9-0
New Caledonia (WC qualifying)	W	8-0
Fiji (WC qualifying)	W	5-0
Bahrain (WC qualifying)	W	2-1
Bahrain (WC qualifying)	W	1-0
Uruguay (Friendly)	D	1-1
Uruguay (Friendly)	L	1-2
Argentina U20 (Friendly)	D	3-3
Brazil (World Cup)	L	1-2
Germany (World Cup)	W	2-1
Mali (World Cup)	W	1-0
Qatar (World Cup-qtr final)	W	1-0
USA (World Cup-semi final)	D	2-2
<i>won on penalties 7-6</i>		
Brazil (World Cup-final)	D	0-0
<i>lost on penalties 7-8</i>		

NEW ZEALAND '99	BRA	GER	MAL	QAT	USA	BRA
Louis Brain	●	●	●	●	●	●
Mark Byrnes	●	●	●	●	●	●
ShaneCansdell-Sheriff	●	●	●	●	●	●
Joe Di Iorio	●	●	○	①	○	○
Iain Fyfe	○	○	○	○	○	○
Aaron Goulding	●	●	●	●	①	●
Bradley Groves	●	○	●	●	○	○
Josh Kennedy	○	○	○	○	○	○
Dylan MacAllister	①	●	●	●	●	●
Adrian Madaschi	●	●	●	●	●	●
Scott McDonald	●	●	①	●	①	●
Jade North	●	●	●	●	●	●
Lucas Pantelis	○	○	○	○	○	○
Wayne Srhoj	●	●	●	●	●	●
Jess VanStratten	●	●	●	●	●	●

2001—TRINIDAD & TOBAGO				
Am. Samoa (WC qualifying)	W	30-0		
PNG (WC qualifying)	W	7-0		
Solomon Is (WC qualifying)	W	1-0		
Samoa (WC qualifying)	W	5-0		
Japan (Friendly)	D	2-2		
Japan (Friendly)	W	5-2		
New Zealand (WC qualifying)	W	3-0		
New Zealand (WC qualifying)	W	6-0		
USA (Friendly)	D	0-0		
Brazil (World Cup)	L	0-1		
Trinidad & Tobago (World Cup)	W	1-0		
Croatia (World Cup)	W	4-0		
Nigeria (World Cup - qtr final)	L	1-5		
TRINIDAD & TOBAGO '01	BRA	T&T	CRO	NIG
Fred Agius	●	●	●	●
Pedrag Bojic	●	●	●	●
Nathan Coe	○	○	○	○
Anthony Danze	●	●	②	●
Spase Dilevski	●	●	●	●
Matthew Engele	○	○	○	①
Brett Holman	●	●	●	●
Matthew Hunter	●	●	●	●
Jay Lucas	○	○	①	○
Terry Smith	○	○	①	●
Ben Stevens	○	○	○	○
Brett Studman	○	○	○	○
Carl Valeri	●	●	●	●
Adam Van Dommele	●	●	●	●
Sean Walsh	●	●	●	●
Alex Wilkinson	●	●	●	●

2003—FINLAND		
Solomon Islands (Friendly)	W	1-0
Cook Islands (Friendly)	W	4-0
Samoa (Friendly)	W	10-0
Tonga (Friendly)	W	12-0
New Zealand (Friendly)	W	4-1
Vanuatu (Friendly)	W	4-0
Solomon Is (WC qualifying)	W	3-1
Tahiti (WC qualifying)	W	9-0
Vanuatu (WC qualifying)	W	4-0
Tonga (WC qualifying)	W	3-1
New Zealand (WC qualifying)	W	14-0
New Caledonia (WC qualifying)	W	3-1
New Caledonia (WC qualifying)	W	4-0
Finland (Friendly)	W	2-1
Finland (Friendly)	L	0-1
USA (Friendly)	L	0-1
Argentina (World Cup)	L	0-2
Nigeria (World Cup)	L	1-2
Costa Rica (World Cup)	L	0-2

FINLAND '03	ARG	NIG	COS
Nigel Boogard	●	○	●
Lachlan Cahill	○	○	○
Richie Cardozo	●	●	●
Adam Casey	●	○	○
Matthew Christensen	○	○	○
Nick Crossley	●	●	●
Matthew Deegan	○	○	○
Dez Giraldi	○	①	○
Ben Griffin	●	●	●
Matt Hilton	●	●	●
Adrian Leijer	●	●	●
Angelo Martino	●	●	○
Serkan Oksuz	○	○	○
Erik Paartalu	○	○	○
Dane Richardson	○	○	○
Kristian Sarkies	●	●	●
Jacob Timpano	●	●	●
Keegan Wolfenden	●	●	●

2005—PERU		
USA (Friendly)	L	0-2
USA (Friendly)	D	1-1
USA (Friendly)	L	1-4
USA (Friendly)	L	1-2
Chile (Friendly)	L	0-3
Chile (Friendly)	D	3-3
Vanuatu (WC qualifying)	W	4-0
Tahiti (WC qualifying)	W	5-0
Tonga (WC qualifying)	W	26-0
Solomon Is (WC qualifying)	W	2-0
Vanuatu (WC qualifying)	W	1-0
Ecuador (Friendly)	D	0-0
Peru (Friendly)	D	2-2
Peru (Friendly)	D	1-1
Turkey (World Cup)	L	0-1
Mexico (World Cup)	L	0-3
Uruguay (World Cup)	W	2-1

PERU '05	TUR	MEX	URU
Joel Allwright	●	●	●
Leigh Broxham	●	●	○
Nathan Burns	●	●	○
Jamie Cumming	●	●	●
David D'Apuzzo	●	●	●
Scott Jamieson	●	●	●
Robbie Kruse	●	●	○
Brendan Maroney	○	○	○
Daniel Miller	○	○	○
Matthew Mullen	○	○	○
Wade Oostendorp	●	●	●
Matt Park	○	○	○
Kaz Patafta	●	●	●
Matthew Spiranovic	●	●	●
Jason Trifiro	○	○	○
Aleks Vrtevski	●	●	●

2007—SOUTH KOREA		
Laos (WC qualifying)	D	0-0
Indonesia (WC qualifying)	W	3-1
<i>- Australia finished 2nd in group (after Laos defeated Indonesia 5-0) and did not progress to the Asian U-17 finals -</i>		

● denotes starting appearance
○ denotes substitute appearance
number denotes goals scored

AUSTRALIAN NATIONAL MENS' TEAMS - COACHING STAFF

National Men's Head Coach
Graham Arnold

National Men's Youth Coach
Ange Postecoglou

Head of High Performance
John Boulton

WOMEN'S SENIOR TEAM — the Qantas Matildas

RESULTS – all A internationals

1979			
New Zealand (Sydney)	Friendly	D	2–2
New Zealand (Sydney)	Friendly	L	0–1
New Zealand (Brisbane)	Friendly	W	1–0
1980			
New Zealand (Auckland)	Friendly	D	3–3
New Zealand (Wellington)	Friendly	D	1–1
New Zealand (Christchurch)	Friendly	W	3–2
1981			
New Zealand (Auckland)	Friendly	W	2–1
1983			
New Zealand (Noumea)	Oceania Cup	D	0–0
New Caledonia (Noumea)	Oceania Cup	W	5–0
Fiji (Noumea)	Oceania Cup	W	13–0
New Zealand (Noumea)	Oceania Cup	L	2–3
1984			
Japan (Xian)	Friendly	W	6–2
Japan (Taipei)	Friendly	D	2–2
New Zealand (Taipei)	Friendly	L	0–3
1986			
Taiwan (Christchurch)	Oceania Cup	L	0–1
New Zealand (Christchurch)	Oceania Cup	W	1–0
Taiwan (Christchurch)	Oceania Cup	L	1–4
1987			
Canada (Kaihsiang)	Friendly	W	2–0
Hong Kong (Kaihsiang)	Friendly	W	6–0
USA (Taipei City)	Friendly	L	0–6
Canada (Taipei Hsien)	Friendly	D	0–0
New Zealand (Taipei City)	Friendly	L	0–1
1988			
Brazil (Jiangmen)	Friendly	W	1–0
Thailand (Jiangmen)	Friendly	W	3–0
Norway (Jiangmen)	Friendly	L	0–3
China (Guangzhou)	Friendly	L	0–7
1989			
New Zealand (Brisbane)	Oceania Cup	L	0–2
PNG (Brisbane)	Oceania Cup	W	6–0
Taiwan (Brisbane)	Oceania Cup	L	1–4
Japan (Kanagawa)	Friendly	D	2–2
Japan (Kanagawa)	Friendly	D	1–1
1991			
New Zealand (Sydney)	WC qualifying	L	0–1
PNG (Sydney)	WC qualifying	W	12–0
New Zealand (Sydney)	WC qualifying	W	1–0
PNG (Sydney)	WC qualifying	W	8–0
New Zealand (New Zealand)	Friendly	D	0–0
New Zealand (New Zealand)	Friendly	L	0–3
New Zealand (New Zealand)	Friendly	L	0–2
1994			
Russia (Brisbane)	Friendly	L	1–2
Russia (Southport)	Friendly	D	1–1
Russia (Samara)	Friendly	W	3–0
Japan (Tokyo)	Friendly	D	2–2
New Zealand (Port Moresby)	WC qualifying	L	1–2
PNG (Port Moresby)	WC qualifying	W	7–0
New Zealand (Port Moresby)	WC qualifying	W	1–0
PNG (Port Moresby)	WC qualifying	W	4–0
1995			
USA (Phoenix)	Friendly	L	0–5
USA (Phoenix)	Friendly	L	1–4
New Zealand (Canberra)	Friendly	W	4–0
New Zealand (Canberra)	Friendly	W	2–0
Argentina (Uberlandia)	Friendly	W	7–0
Brazil (Uberlandia)	Friendly	L	0–3
Brazil (Uberlandia)	Friendly	W	3–2
Canada (Vancouver)	Friendly	L	0–3
Canada (Vancouver)	Friendly	W	3–0
Scotland (Kilmarnock)	Friendly	D	0–0
Sweden (Helsingborg)	Friendly	L	0–5
Denmark (Vasteras)	World Cup	L	0–5
China (Vasteras)	World Cup	L	2–4
USA (Helsingborg)	World Cup	L	1–4
Norway (Worcester)	Friendly	L	0–2
USA (New Brunswick)	Friendly	L	2–4
Taiwan (Richmond)	Friendly	W	3–2
1996			
New Zealand (Auckland)	Friendly	W	3–0
South Korea (Auckland)	Friendly	W	1–0
South Korea (Auckland)	Friendly	L	1–2
New Zealand (Auckland)	Friendly	W	2–0
USA (Tampa)	Friendly	L	1–2
USA (Pensacola)	Friendly	L	1–2
Japan (Fort Lauderdale)	Friendly	D	2–2
China (Bradenton)	Friendly	L	0–1
China (Bradenton)	Friendly	L	1–2
1997			
USA (Melbourne)	Friendly	L	0–4
USA (Bathurst)	Friendly	L	1–3
USA (Canberra)	Friendly	L	0–3
Italy (Salem)	Friendly	L	0–3
USA (Ambler)	Friendly	L	1–9
Canada (Oakford)	Friendly	W	3–2
Sweden (Ostersund)	Friendly	W	1–0
Hungary (Csakvar)	Friendly	W	4–0
Netherlands (Grootebroek)	Friendly	D	1–1
Belgium (Brussels)	Friendly	L	0–1
Estonia (Haapsalu)	Friendly	W	5–1
Finland (Helsinki)	Friendly	L	0–2
Norway (Oslo)	Friendly	L	1–7
China (Lismore)	Friendly	L	0–3
New Zealand (Newcastle)	Friendly	W	2–0
China (Canberra)	Friendly	W	2–1
1998			
North Korea (Pyongyang)	Friendly	D	0–0
North Korea (Pyongyang)	Friendly	D	0–0
North Korea (Pyongyang)	Friendly	W	1–0
American Samoa (Auckland)	WC qualifying	W	21–0
PNG (Auckland)	WC qualifying	W	8–0
Fiji (Auckland)	WC qualifying	W	17–0
New Zealand (Auckland)	WC qualifying	W	3–1
1999			
Italy (Sydney)	Friendly	D	1–1
Canada (Canberra)	Friendly	W	4–3
Italy (Canberra)	Friendly	W	1–0
Denmark (Faro)	Friendly	D	1–1
Portugal (Olhao)	Friendly	D	0–0
China (Lagos)	Friendly	L	0–2
Sweden (Montechoro)	Friendly	D	1–1
			<i>won on penalties</i> 7–6
USA (Portland)	Friendly	L	0–4
Brazil (Portland)	Friendly	L	1–3
Canada (Etobicoke)	Friendly	W	3–1
Canada (Toronto)	Friendly	L	0–2
Ghana (Boston)	World Cup	D	1–1
Sweden (Washington DC)	World Cup	L	1–3
China (New Jersey)	World Cup	L	1–3
China (Zhuhai)	Friendly	L	1–3
China (Xiamen)	Friendly	L	2–4
2000			
Sweden (Sydney)	Friendly	L	0–2
Czech Republic (Melbourne)	Friendly	W	3–0
USA (Adelaide)	Friendly	L	1–3
Japan (Canberra)	Friendly	W	1–0
China (Sydney)	Friendly	D	1–1
			<i>lost on penalties</i> 4–5
Canada (Sydney)	Friendly	L	0–2
New Zealand (Newcastle)	Friendly	W	4–0
USA (Newcastle)	Friendly	L	0–1
North Korea (Pyongyang)	Friendly	L	0–2
North Korea (Pyongyang)	Friendly	L	1–2
China (Yangzhou)	Friendly	L	0–3
China (Shanghai)	Friendly	D	0–0
			<i>won on penalties</i> 5–4
Germany (Canberra)	Olympic Games	L	0–3
Sweden (Sydney)	Olympic Games	D	1–1
Brazil (Sydney)	Olympic Games	L	1–2
2001			
France (Coffs Harbour)	Friendly	W	2–1
France (Lismore)	Friendly	D	1–1
France (Gold Coast)	Friendly	W	1–0
2002			
South Korea (Wagga Wagga)	Friendly	W	1–0
South Korea (Albury)	Friendly	W	1–0
South Korea (Bendigo)	Friendly	W	4–1
Canada (Poitiers)	Friendly	D	0–0
Japan (Angouleme)	Friendly	D	1–1
France (Limoges)	Friendly	L	0–1
Canada (Vancouver)	Friendly	L	0–2
Canada (Victoria)	Friendly	W	1–0
USA (Cary)	Friendly	L	0–4
Russia (Cary)	Friendly	W	2–0
Italy (Cary)	Friendly	L	0–1

2003

South Korea (Canberra)	Friendly	W	2-0
Mexico (Canberra)	Friendly	W	2-0
Sweden (Canberra)	Friendly	L	1-3
Samoa (Canberra)	WC qualifying	W	19-0
Cook Islands (Canberra)	WC qualifying	W	11-0
PNG (Canberra)	WC qualifying	W	13-0
New Zealand (Canberra)	WC qualifying	W	2-0
South Korea (Sendai)	Friendly	D	0-0
Japan (Sendai)	Friendly	D	0-0
China (Jinan)	Friendly	L	0-2
China (Qingdao)	Friendly	L	0-2
England (Burnley)	Friendly	L	0-1
Scotland (Livingston)	Friendly	W	1-0
Canada (Kingston)	Friendly	L	0-2
Russia (Los Angeles)	World Cup	L	1-2
China (Los Angeles)	World Cup	D	1-1
Ghana (Portland)	World Cup	L	1-2

2004

New Zealand (Brisbane)	Australia Cup	W	2-0
China (Brisbane)	Australia Cup	D	0-0
Papua New Guinea (Ba)	Olympic Qualifying	W	10-0
Fiji (Ba)	Olympic Qualifying	W	7-0
China (Beijing)	Friendly	D	1-1
Mexico (Mexico City)	Friendly	W	2-1
Mexico (Guadalajara)	Friendly	L	0-2
USA (Blaine)	Friendly	L	1-3
Brazil (Thessaloniki)	Olympic Games	L	0-1
Greece (Heraklio)	Olympic Games	W	1-0
USA (Thessaloniki)	Olympic Games	D	1-1
Sweden (Volos)	Olympic Games-qtr final	L	1-2

SUMMARY BY OPPONENT

Opponent	First meeting	P	W	D	L
American Samoa	09.10.98 (W21-0)	1	1	0	0
Argentina	10.04.95 (W7-0)	1	1	0	0
Belgium	20.08.97 (L0-1)	1	0	0	1
Brazil	01.06.88 (W1-0)	6	2	0	4
Canada	12.12.87 (W2-0)	13	6	2	5
China	08.06.88 (L0-7)	27	3	8	16
Cook Islands	07.04.03 (W11-0)	1	1	0	0
Czech Republic	10.01.00 (W3-0)	1	1	0	0
Denmark	06.06.95 (L0-5)	2	0	1	1
England	04.09.03 (L0-1)	1	0	0	1
Estonia	24.08.97 (W5-1)	1	1	0	0
Fiji	02.12.83 (W13-0)	3	3	0	0
Finland	27.08.97 (L0-2)	1	0	0	1
France	11.01.01 (W2-1)	4	2	1	1
Germany	13.09.00 (L0-3)	2	1	0	1
Ghana	20.06.99 (D1-1)	2	0	1	1
Greece	15.08.04 (W1-0)	1	1	0	0
Hong Kong	13.12.87 (W6-0)	1	1	0	0
Hungary	11.08.97 (W4-0)	1	1	0	0
Italy	31.05.97 (L0-3)	4	1	1	2
Japan	01.10.84 (W6-2)	12	3	7	2
Mexico	29.01.03 (W2-0)	7	6	0	1
Myanmar	18.07.06 (W2-0)	1	1	0	0
Netherlands	15.08.97 (D1-1)	1	0	1	0
New Caledonia	30.11.83 (W5-0)	1	1	0	0
New Zealand	06.10.79 (D2-2)	29	15	5	9
North Korea	29.08.98 (D0-0)	6	1	3	2
Norway	05.06.88 (L0-3)	3	0	0	3
PNG	28.03.89 (W6-0)	8	8	0	0
Portugal	17.03.99 (D0-0)	1	0	1	0
Russia	20.04.94 (L1-2)	6	3	1	2
Samoa	05.04.03 (W19-0)	1	1	0	0
Scotland	18.05.95 (D0-0)	2	1	1	0
South Korea	25.03.96 (W1-0)	10	6	2	2
Sweden	27.05.95 (L0-5)	8	1	2	5
Taiwan	01.04.86 (L0-1)	4	1	0	3
Thailand	03.06.88 (W3-0)	2	2	0	0
USA	16.12.87 (L0-6)	18	0	2	16
All opponents		194	76	39	79

2005

Germany (Quanzhou)	Four Nation Tournament	W	1-0
China (Quanzhou)	Four Nation Tournament	L	0-3
Russia (Quanzhou)	Four Nation Tournament	W	5-0
Japan (Sydney)	Friendly	L	0-2
China (Tianjin)	Friendly	W	2-1
China (Tianjin)	Friendly	L	0-2
Japan (Tokyo)	Friendly	L	2-4
South Korea (Jeonju)	Friendly	D	0-0
South Korea (Jeonju)	Friendly	L	0-3
USA (Fullarton)	Friendly	D	0-0
Mexico (El Paso)	Friendly	W	2-0
China (Gosford)	Friendly	D	0-0
China (Gosford)	Friendly	W	3-0
China (Sydney)	Friendly	D	0-0

2006

Mexico (Melbourne)	Friendly	W	2-1
Mexico (Melbourne)	Friendly	W	3-0
Mexico (Melbourne)	Friendly	W	4-0
China (Shanghai)	Friendly	L	1-2
China (Shanghai)	Friendly	L	0-2
South Korea (Adelaide)	AFC Womens Cup	W	4-0
Myanmar (Adelaide)	AFC Womens Cup	W	2-0
North Korea (Adelaide)	AFC Womens Cup	D	0-0
Thailand (Adelaide)	AFC Womens Cup	W	5-0
Japan (Adelaide)	AFC Womens Cup-semi	W	2-0
China (Adelaide)	AFC Womens Cup-final	D	2-2

lost on penalties 2-4

List complete as at 25 August 2006.

"Friendly" matches incorporate series and tournament matches

A women's 'A' international match is generally a FIFA-sanctioned match played between recognised nations with no major restriction (eg. age) affecting either team's player selection.

BIGGEST WIN

W21-0 v American Samoa (Auckland) 09.10.98

BIGGEST LOSS

L1-9 v USA (Ambler) 05.06.97

RECORD STREAKS

Winning	5 games	04.09.98-17.10.98
Undefeated	14 games	19.11.97-17.03.99
Drawing	2 games	(six occurrences)
Winless	10 games	04.07.96-05.06.97
Losing	7 games	11.07.96-05.06.97
No goals conceded	6 games	29.08.98-15.10.98
No goals scored	5 games	25.07.03-04.09.03

SUMMARY BY REGION OF OPPONENT

Region (confederation)	P	W	D	L
Asia (AFC)	63	18	20	25
Oceania (OFC)	44	30	5	9
Europe (UEFA)	40	13	9	18
Other America (CONCACAF)	38	12	4	22
South America (CONMEBOL)	7	3	0	4
Africa (CAF)	2	0	1	1
All	194	76	39	79

Opponent categorised under current or last-joined confederation

SUMMARY BY VENUE - AUSTRALIA/OTHER

Venue	P	W	D	L
Australia	62	34	11	17
Other country	132	42	28	62
All	194	76	39	79

SUMMARY BY VENUE - REGION

Venue (confederation)	P	W	D	L
Oceania (OFC)	78	43	11	24
Asia (AFC)	51	17	16	18
Other America (CONCACAF)	36	8	4	24
Europe (UEFA)	26	6	8	12
South America (CONMEBOL)	3	2	0	1
All	194	76	39	79

PLAYERS – senior women's team – A internationals

<i>Player</i>	<i>Appearances (goals)</i>	<i>Career</i>			
Dianne ALAGICH	67 (3)	1995–2006	Karen MENZIES	7 (0)	1983–1989
Melissa BARBIERI	36 (0)	2002–2006	Mariana MILANOVIC	4 (0)	1986–1987
Traci BARTLETT	51 (1)	1991–2002	Joanne MILLMAN	21 (0)	1983–1989
Shona BASS	8 (0)	1979–1986	Kerry MILLMAN	19 (1)	1981–1989
Sharon BLACK	61 (20)	1991–2002	Jessica MITCHELL	3 (0)	2005
Leah BLAYNEY	16 (0)	2004–2006	Carolyn MONK	2 (0)	1989
Debra BONSHORE	2 (0)	1989–1991	Sue MONTEATH	21 (4)	1979–1987
Katrina BOYD	28 (9)	1996–2000	Kristy MOORE	7 (1)	1997
Sandra BRENTNALL	11 (8)	1979–1983	Caitlin MUNOZ	20 (4)	2005–2006
Joanne BURGESS	13 (1)	2005–2006	Julie MURRAY	67 (19)	1987–2000
Sabine BUSCHMANN	1 (0)	1986	Claire NICHOLS	19 (0)	1989–2003
Sue BUSWELL	7 (0)	1986–1987	Deborah NICHOLS	9 (0)	1988–1989
Joanne BUTLAND	4 (0)	1997–2000	Zoe NOLAN	1 (0)	2002
Dalys CARMODY	2 (0)	1989	Jane OAKLEY	26 (2)	1987–1995
Kim CARROLL	7 (0)	2005	Amanda PATERSON	2 (0)	1994–1997
Lisa CASAGRANDE	60 (14)	1994–2002	Denie PENTECOST	14 (1)	1994–1995
Lizzy CLAYDON	16 (2)	1994–1996	Joanne PETERS	93 (21)	1996–2006
Julie CLAYTON	2 (0)	1979	Margaret PETROV	2 (0)	1984
Kim COATES	6 (0)	1979–1980	Judy PETTIT	3 (0)	1979–1984
Lauren COLTHORPE	3 (0)	2005–2006	Clare POLKINGHORNE	1 (0)	2006
Sarah COOPER	55 (2)	1991–2001	Julie PORTER	6 (4)	1981–1984
Hayley CRAWFORD	9 (2)	2003	Leanne PRIESTLEY	13 (3)	1981–1989
Rhian DAVIES	58 (2)	2002–2006	Michelle PROUTEN	2 (0)	1994–1995
Sharon DEWAR	6 (0)	1987–1988	Karly PUMPA	4 (2)	1994–1995
Lisa DE VANNA	34 (8)	2004–2006	Lisa RADAR	1 (0)	1986
Trudy DIAMOND	1 (0)	1997	Janelle RENSHAW	3 (0)	1987
Moya DODD	12 (1)	1986–1995	Karla REUTER	32 (0)	2003–2006
Julie DOLAN	17 (4)	1979–1988	Kim REVELL	31 (5)	1995–2001
Lisa DUNNE	10 (0)	1984–1997	Janine RIDDINGTON	6 (5)	1988–1989
Bryony DUUS	46 (2)	1996–2003	Taryn ROCKALL	11 (0)	2001–2003
Alicia FERGUSON	56 (5)	1997–2006	Jamie ROSMAN	3 (0)	1980
Justine FISHER	2 (0)	1995	Marie RUSSELL	1 (0)	1981
Alison FORMAN	77 (7)	1989–2002	Cheryl SALISBURY	121 (30)	1994–2006
Gillian FOSTER (THOMSON)	38 (1)	2002–2005	Vicki SALMONS	5 (0)	1983–1984
Donna FREDRICKSON	2 (0)	1991	Michelle SAWYERS	12 (0)	1987–1991
Heather GARRIOCK	79 (10)	1999–2006	Sally SHIPARD	27 (1)	2004–2006
Sonia GEGENHUBER	60 (1)	1991–1999	Tracey SINGLETON	3 (0)	1981–1984
Amanda GEORGE	2 (0)	1987	Thea SLATYER	29 (1)	2002–2006
Kate GILL	27 (8)	2004–2006	Danielle SMALL	32 (6)	1999–2004
Kelly GOLEBIOWSKI	64 (14)	1996–2005	Lyn SPENCER	2 (0)	1987
Pamela GRANT	12 (0)	2003–2004	Bridgette STARR	53 (1)	1994–2002
Carla GRIMS (GROESCHEL)	1 (0)	1979	Kristyn SWAFFER	30 (1)	1996–2003
Jacqueline HADDEN	1 (0)	1994	Anissa TANN (TANN-DARBY)	102 (8)	1988–2002
Diana HALL	4 (1)	1979–1980	Amy TAYLOR	27 (3)	1997–2005
Lana HARCH	16 (3)	2004–2006	Kristin THEILE	7 (0)	1983–1984
Karen HARRIS	2 (0)	1989	Natalie THOMAS	13 (3)	1998–2002
Peita–Claire HEPPERLIN	19 (0)	1999–2003	Tammie THORNTON	19 (0)	1996–1997
Cindy HEYDON	11 (5)	1979–1984	Leanne TRIMBOLI	3 (0)	1999–2001
Olivia HOHNKE	8 (1)	2002–2003	Rose VAN BRUINESSEN	13 (1)	1979–1984
Sunni (Linda) HUGHES	62 (24)	1989–2000	Carol VINSON	13 (12)	1988–1991
Angela IANNOTTA	33 (10)	1991–1999	Sacha WAINWRIGHT	65 (2)	1994–2004
Renaye ISERIEF	14 (9)	1983–1987	Sarah WALSH	30 (7)	2004–2006
Kristine JAMES	3 (0)	1989	Leigh WARDELL	13 (4)	1979–1988
Kaylene JANSSEN	14 (0)	1991–1995	Sharon WASS	6 (2)	1989–1991
Tracey JENKINS	1 (0)	1991	Michelle WATSON	18 (3)	1994–1995
Theresa JONES	9 (0)	1980–1988	Tracey WHEELER	49 (0)	1989–2000
Tal KARP	27 (2)	2002–2004	Lydia WILLIAMS	4 (0)	2005–2006
Cassandra KELL	24 (0)	2002–2005	Amy WILSON	39 (2)	1996–2003
Belinda KITCHING	32 (0)	1996–1999	Emma WIRKUS	2 (0)	2005
Selin KURALAY	16 (2)	2004–2005	Leah WRIGHT	1 (0)	1981
Amanda LANGLAR	5 (0)	1984–1988	Shelley YOUAMAN	20 (0)	1996–1999
Jill LATIMER	2 (0)	1987	Sharon YOUNG	4 (0)	1991
Kylie LEDBROOK	12 (0)	2004–2006	Trena YOUNGBLUTT	4 (0)	1994–1996
Kim LEMBRYK	23 (4)	1981–1995			
Denise LOFTHOUSE	1 (0)	1995			
Sharon LOVELESS (MATELJAN)	8 (1)	1979–1986			
April MANN	28 (18)	2001–2004			
Andrea MARTIN	3 (1)	1986			
Collette McCALLUM	18 (0)	2005–2006			
Tracie McGOVERN	4 (0)	1997–1999			
Fiona McKENZIE	2 (0)	1979			
Toni McMAHON	10 (0)	1979–1988			
Louise McMURTRIE	19 (0)	1995–1996			
Janine McPHEE	5 (0)	1987–1991			
Terri McQUEEN	2 (0)	1986			
Kate McSHEA	43 (1)	2000–2006			

Statistics as at 25 August 2006

MOST APPEARANCES		MOST GOALS	
121	Cheryl Salisbury	30	Cheryl Salisbury
102	Anissa Tann	24	Sunni Hughes
93	Joanne Peters	21	Joanne Peters
79	Heather Garriock	20	Sharon Black
77	Alison Forman	19	Julie Murray
67	Dianne Alagich	18	April Mann
67	Julie Murray	14	Lisa Casagrande
65	Sacha Wainwright	14	Kelly Golebiowski
64	Kelly Golebiowski	12	Carol Vinson
62	Sunni Hughes	10	Heather Garriock

FIFA WOMEN'S WORLD CUP HISTORY

SWEDEN 1995	DEN	CHI	USA	USA 1999	GHA	SWE	BRA	USA 2003	RUS	CHI	GHA
Lisa Casagrande	●	○	○	Dianne Alagich	●	●	●	Dianne Alagich	●	●	●
Lizzy Claydon	○	○	○	Traci Bartlett	●	●	●	Melissa Barbieri	○	○	○
Sarah Cooper	●	●	●	Sharon Black	●	●	●	Rhian Davies	●	●	●
Alison Forman	●	●	●	Lisa Casagrande	○	●	●	Bryony Duus	○	○	○
Sonia Gegenhuber	●	●	●	Sarah Cooper	●	●	●	Gillian Foster (Thomson)	●	●	●
Sunni Hughes	●	●	●	Alicia Ferguson	○	○	●	Heather Garriock	●	●	●
Angela Iannotta	○	1	○	Alison Forman	●	●	●	Kelly Golebiowski	●	●	●
Kaylene Janssen	○	○	○	Kelly Golebiowski	○	○	●	Pamela Grant	○	○	○
Kim Lembryk	○	●	●	Peita-Claire Hepperlin	○	○	○	Tal Karp	●	●	●
Julie Murray	●	●	●	Angela Iannotta	●	○	○	Cassandra Kell	●	●	●
Jane Oakley	●	●	●	Belinda Kitching	○	●	●	April Mann	○	○	○
Denie Pentecost	○	○	○	Julie Murray	1	1	●	Joanne Peters	●	●	●
Cheryl Salisbury	●	●	○	Joanne Peters	●	●	●	Karla Reuter	○	○	○
Anissa Tann	●	●	●	Cheryl Salisbury	●	●	●	Cheryl Salisbury	●	●	●
Sacha Wainwright	○	○	○	Bridgette Starr	●	○	●	Danielle Small	●	●	●
Michelle Watson	●	●	○	Anissa Tann	○	○	●	Sacha Wainwright	●	●	●
Tracey Wheeler	●	●	●	Tracey Wheeler	●	○	○				

For all World Cup results refer to national women's team results section

OLYMPIC GAMES HISTORY

Olympic Games 1996	SYDNEY 2000	GER	SWE	BRA	ATHENS 2004	BRA	GRE	USA	SWE
<i>Australia did not qualify</i>	Dianne Alagich	●	○	●	Dianne Alagich	●	○	○	○
	Sharon Black	○	○	○	Rhian Davies	●	○	○	○
	Bryony Duus	●	●	●	Lisa De Vanna	○	○	○	○
Olympic Games 2000	Alicia Ferguson	○	●	●	Gillian Foster (Thomson)	●	●	○	○
L0-3 v Germany	Alison Forman	●	●	●	Heather Garriock	●	●	○	○
D1-1 v Sweden	Heather Garriock	○	○	○	Cassandra Kell	●	○	○	○
L1-2 v Brazil	Kelly Golebiowski	○	○	○	Selin Kuralay	○	○	○	○
– Australia knocked out at the group stage	Sunni Hughes	●	○	○	Kylie Ledbrook	○	○	○	○
	Kate McShea	●	●	●	Joanne Peters	●	○	○	○
Olympic Games 2004	Julie Murray	●	1	●	Karla Reuter	○	○	○	○
L0-1 v Brazil	Cheryl Salisbury	●	○	○	Cheryl Salisbury	●	○	○	○
W1-0 v Greece	Bridgette Starr	○	○	○	Sally Shipard	●	○	○	○
D1-1 v USA	Anissa Tann-Darby	●	●	●	Thea Slatyer	○	○	○	○
L1-2 v Sweden - quarter final	Sacha Wainwright	●	●	●	Danielle Small	●	○	○	○
	Tracey Wheeler	●	○	○	Sacha Wainwright	●	○	○	○
	Amy Wilson	●	○	○	Sarah Walsh	●	○	○	○

FIFA UNDER 19/20 WOMEN'S WORLD CHAMPIONSHIP HISTORY

U-19 Championship 2002	CANADA 2002	TAI	USA	ENG	BRA	THAILAND 2004	CAN	GER	THA	USA	RUSSIA 2006	NZL	BRA	RUS
W5-1 v Chinese Taipei	Elissia Canham	○	○	○	○	Julia Bazi	○	○	○	○	Leah Blayney	○	○	○
L0-4 v USA	Catherine Cannuli	1	○	○	○	Ellen Beaumont	○	○	○	○	Danielle Brogan	○	○	○
D0-0 v England	Hayley Crawford	2	●	●	●	Leah Blayney	○	○	○	○	Kim Carroll	●	●	●
L3-4 v Brazil - quarter final	Emma Davison	●	●	●	●	Catherine Cannuli	●	●	○	○	Amy Chapman	○	○	○
	Rose Dunne	○	○	○	○	Kim Carroll	●	●	○	○	Caitlin Cooper	○	○	○
U-19 Championship 2004	Katie Gill	○	○	○	○	Lauren Colthorpe	●	●	○	○	Amy Jackson	○	○	○
L1-2 v Canada	Lana Harch	1	●	●	●	Caitlin Cooper	●	●	○	○	Olivia Kennedy	○	○	○
L0-4 v Germany	Selin Kuralay	●	●	●	●	Emma Davison	●	●	○	○	Leena Khamis	○	○	○
W5-4 v Thailand	Luisa Marzotto	●	●	●	●	Briony Holcombe	○	○	○	○	Kylie Ledbrook	○	○	○
L0-2 v v USA - quarter final	Kate McShea	●	●	●	●	Monique Jackson	○	○	○	○	Collette McCallum	2	2	2
	Jessica Mitchell	○	○	○	○	Leena Khamis	●	●	○	○	Sasha McDonnell	●	●	●
	Caitlin Munoz	●	●	●	●	Selin Kuralay	●	●	1	1	Clare Polkinghorne	●	●	●
U-20 Championship 2006	Amber Neilson	1	●	●	●	Kylie Ledbrook	○	○	1	1	Sally Shipard	1	1	1
W3-0 v New Zealand	Karla Reuter	●	●	●	●	Alison Logue	●	●	○	○	Jenna Tristram	○	○	○
L0-2 v Brazil	Thea Slatyer	●	●	●	●	Collette McCallum	1	1	2	2	Servet Uzunlar	○	○	○
D1-1 v Russia	Lorissa Stevens	○	○	○	○	Alannah Reed	○	○	○	○	Lydia Williams	●	●	●
– Australia knocked out at the group stage	Stacey Stocco	●	●	●	●	Sally Shipard	●	●	○	○				
						Nicole Somi	○	○	○	○				
						Jenna Tristram	●	○	○	○				

● = starting appearance
○ = substitute appearance
number = goals scored

The FIFA U-17 Women's World Championship is due to commence in 2008

AUSTRALIAN NATIONAL WOMEN'S TEAMS – COACHING STAFF

National Women's Coach Tom Sermanni
National Under 20 Women's Coach Alistair Edwards

WOMEN'S NATIONAL LEAGUE

1996-97

FINAL LADDER southern conference

(9 games)	W	D	L	F	A	Pts
SASI	6	1	2	21	13	19
ACTAS	3	2	4	13	14	11
Victoria	1	2	6	7	20	5

FINAL LADDER northern conference

(9 games)	W	D	L	F	A	Pts
QAS	4	2	3	18	15	14
NSWIS	4	2	3	18	15	14
NNSW	4	1	4	19	19	13

Top scorer: *Kristy Moore (SASI) 9 goals*

Grand final: QAS 2 (Lisa Dunne x2) SASI 1 (Kristy Moore)

CHAMPIONS: QUEENSLAND ACADEMY OF SPORT

1997-98

FINAL LADDER pool A

(9 games)	W	D	L	F	A	Pts
SASI	6	-	3	19	15	18
VIC	3	1	5	14	17	10
QAS	3	-	6	12	17	9

FINAL LADDER pool B

(9 games)	W	D	L	F	A	Pts
NSWIS	6	2	1	26	13	20
ACTAS	4	2	3	13	14	14
NNSW	2	1	6	11	19	7

Top scorer: *Katrina Boyd (NSWIS) 9 goals*

Finals series

Elimination semi final: Victoria 2 ACTAS 1

Major semi final: NSWIS 3 SASI 2

Preliminary final: SASI 2 Victoria 1

Grand final: NSWIS 3 (Julie Murray x3) SASI 2 (Sharon Black, Kimberley Morris)

CHAMPIONS: NSW INSTITUTE OF SPORT

1998-99

FINAL LADDER

(16 games)	W	D	L	F	A	Pts
Canberra Eclipse	9	3	4	32	25	30
SASI Pirates	8	4	4	29	11	28
NSWIS Sapphires	7	6	3	24	13	27
QAS Sting	5	3	8	26	30	18
NNSW Horizon	2	2	12	16	48	8

Top scorer: *Lisa Casagrande (Canberra Eclipse) 16 goals*

Grand final: SASI 2 (Sharon Black 13', 41') Canberra 0

CHAMPIONS: SASI PIRATES

1999-2000

FINAL LADDER

(10 games)	W	D	L	F	A	Pts
NSW Sapphires	7	2	1	26	8	23
SASI Pirates	5	4	1	13	8	19
QAS Sting	5	3	2	21	8	18
Northern NSW Pride	3	2	5	18	19	11
Canberra Eclipse	2	1	7	15	30	7
Victoria Vision	1	2	7	8	28	5

Top scorer: *Belinda Dawney (QAS Sting) 7 goals*

Grand final: NSW 1 (own goal 18') SASI 0

CHAMPIONS: NSW SAPPHIRES

2000-01

FINAL LADDER

(5 games)	W	D	L	F	A	Pts
Queensland Sting	5	-	-	12	1	15
NSW Sapphires	3	1	1	15	7	10
Northern NSW Pride	2	-	3	7	11	6
Adelaide Sensation	2	-	3	4	8	6
Victoria Vision	1	2	2	6	9	5
Canberra Eclipse	-	1	4	4	12	1

Top scorer: *Taryn Rockall (NSW Sapphires) 6 goals*

Finals series

Semi final: NSW 5 Northern NSW 1

Grand final: Queensland 1 (Traci Bartlett 56') NSW 0

CHAMPIONS: QUEENSLAND STING

2001-02

FINAL LADDER

(10 games)	W	D	L	F	A	Pts
NSW Sapphires	9	1	-	39	7	28
Canberra Eclipse	6	2	2	20	9	20
Queensland Sting	5	3	2	16	8	18
Adelaide Sensation	3	-	7	12	23	9
Northern NSW Pride	2	1	7	15	32	7
Victoria Vision	1	1	8	5	28	4

Top scorers: *Caitlin Munoz (Canberra Eclipse), Kelly Golebiowski (NSW Sapphires), Alicia Cavanagh (NSW Sapphires) 8 goals*

Grand final: Canberra 1 (Caitlin Munoz 66') NSW 0

CHAMPIONS: CANBERRA ECLIPSE

2003-04

FINAL LADDER

(10 games)	W	D	L	F	A	Pts
Queensland Sting	8	-	2	26	7	24
NSW Sapphires	5	3	2	21	14	18
Canberra Eclipse	4	4	2	14	8	16
Adelaide Sensation	3	3	4	14	20	12
Northern NSW Pride	3	1	6	18	28	10
Victoria Vision	1	1	8	5	21	4

Top scorer: *Lisa De Vanna (Adelaide Sensation) 9 goals*

Grand final: Queensland Sting 1 (Belinda Dawney 40') NSW Sapphires 0

CHAMPIONS: QUEENSLAND STING

2004-05

FINAL LADDER

(10 games)	W	D	L	F	A	Pts
Queensland Sting	8	1	1	30	9	25
Northern NSW Pride	8	1	1	24	7	25
NSW Sapphires	5	1	4	17	10	16
Canberra Eclipse	2	1	7	6	22	7
Adelaide Sensation	1	3	6	6	20	6
Victoria Vision	1	3	6	4	19	6

Top scorer: *Kate Gill (Northern NSW Pride) 13 goals*

Grand final: Queensland Sting 2 (Jessica Mitchell 6', Sasha McDonald 80') Northern NSW Pride 0

CHAMPIONS: QUEENSLAND STING

2005 WOMEN'S NATIONAL FOOTBALL CHAMPIONSHIPS

Canberra, Sydney Oct 1–9 2005

The 2005 Women's National Football Championships (WNFC) was borne out of a comprehensive review of Women's Football by the FFA in April 2005. During the review, a number of key areas were identified and targeted to continue the phenomenal growth of what is one of the fastest growing sports for Women in Australia. One of those areas identified was the Women's National Soccer League (WNSL).

Following the review, the FFA has recommended that an extensive feasibility study be undertaken to look into a brand new national competition for women being implemented in the near future and that, in lieu of the WNSL now ceasing in its past format that a one-off event be played.

The structure of the championships involves the eight teams being split into two groups of four teams who will play one another in a round-robin format, with the top two teams going through to the major semi finals. The winners of the semi final played-off in the final, as part of a double-header, prior to the Hyundai A-League clash between Sydney FC and Adelaide United on Sunday October 9 at Aussie Stadium Sydney.

Group A: Adelaide Sensation, Canberra Eclipse, NSW Sapphires Blue, Queensland Sting.

Group B: Northern NSW, NSW Sapphires White, Victoria Vision, WA Waves.

RESULTS

Group A
 Canberra Eclipse 4 v Adelaide Sensation 1
 Queensland Sting 1 v NSW Sapphires Blue 2
 Queensland Sting 3 v Adelaide Sensation 0
 NSW Sapphires Blue 4 v Canberra Eclipse 1
 Adelaide Sensation 1 v NSW Sapphires Blue 3
 Canberra Eclipse 0 v Queensland Sting 1

Group B
 Western Waves 0 v Victoria Vision 3
 NSW Sapphires White 1 v NNSW 0
 NSW Sapphires White 3 v Western Waves 1
 Victoria Vision 0 v NNSW 1
 Victoria Vision 3 v NSW Sapphires White 5
 Western Waves 0 v NNSW 0

Semi finals
 NSW Sapphires White 1 v Queensland Sting 3
 NSW Sapphires Blue 3 v NNSW 1

Final

Queensland Sting 1-5p (S McDonnell 10') defeated NSW Sapphires Blue 1-4p (S Walsh 16')

Qld: Nichols (gk), McShea, Grant, Bartlett, Polkinghorne, Ferguson, Carroll, Harch, Dawney, McDonnell (Mitchell 69'), Walker (Reed 59')
NSW: Hartley (gk), Bain, Tann, Ledbrook, Garriock, Walsh, Slatyer, Brogan, Holcombe, Cartwright, Uzunlar

Referee: Tammy Ogston (Qld).

CHAMPIONS: Queensland Sting

2005 WOMEN'S NATIONAL FOOTBALL CHAMPIONSHIPS – SQUADS

ADELAIDE SENSATION	NSW SAPPHIRES BLUE	NORTHERN NSW	VICTORIA VISION
Vicki Balomenos	Jodie Bain	Tracey Baker	Meghan Archer
Danielle Barbiero	Danielle Brogan	Lauren Colthorpe	Melissa Barbieri
Katrina Bexis	Renee Cartwright	Melanie Cotts	Melanie Camilleri
Kirralea Brock	Krystle Cassidy	Hayley Crawford	Seyma Erenli
Gianna Cavuoto	Lisa Collins	Kate Gill	Melissa Frankcombe
Stacey Day	Heather Garriock	Lauren Hough	Annabelle Gibney
Belinda Gawlik	Michelle Grigg	Emma Howes	Sarah Groenewald
Caitlin Harris	Lisa Hartley	Beth Kermode	Amy Jackson
Kate Hensman	Briony Holcombe	Alison Logue	Georgia Koutrouvelis
Tanya Katianos	Rebecca Kilpatrick	Renee McIntosh	Rachel Lamb
Luisa Marzotto	Kylie Ledbrook	Gemma O'Toole	Rita Mankowska
ChiChi May	Lucy McClymont	Cheryl Salisbury	Kylie Nicolaci
Christina Papageorgiou	Thea Slatyer	Emma Simmon	Maika Ruyter-Hooley
Stella Rigon	Sandra Stavrou	Danielle Small	Antioniette Santacaterina
Kristyn Swaffer	Anissa Tann	Tanya Sneddon	Aleksandra Sinclair
Roushan Walsh	Servet Uzunlar	Bridgette Starr	Katrina Smith
Emma Wirkus	Sarah Walsh	Emma Stevenson	Megan Thornton
Amy Zahirski	<i>Coach: Chris Bradley</i>	Jenna Tristam	Andrea Totsidis
<i>Coach: Kevin McCormack</i>		<i>Coach: Anthony Richards</i>	<i>Coach: Harry Chalkitis</i>
CANBERRA ECLIPSE	NSW SAPPHIRES WHITE	QUEENSLAND STING	WA WAVES
Samantha Blacka	Jo Burgess	Traci Bartlett	Lillie Billson
Ellie Brush	Michelle Carney	Ellen Beaumont	Kate Burns
Korri Chaivannacoop	Alicia Cavanagh	Kim Carroll	Domenica Carbone
Georgia Chapman	Caitlin Cooper	Belinda Dawney	Katy Coghlan
Amy Chapman	Simone Czech	Alicia Ferguson	Brid Dawson
Grace Gill	Rhian Davies	Pam Grant	Sara Gawned
Leanne Gubbins	Lisa Gilbert	Lana Harch	Carys Hawkins
PC Hepperlin	Lyndsay Glohe	Elise Kellond Knight	Lindsey Jobling
Rachel Jones	Kelly Golebiowski	Sasha McDonnell	Leigh Kelly
Tal Karp	Sarah Gollop	Kate McShea	Olivia Kennedy
Sarah Kelly	Erica Halloway	Jess Mitchell	Allarice Keswell
Collette McCullum	Alison Hogg	Hayley Newberry	April Mann
Jenna Maciejewski	Leena Khamis	Claire Nichols	Tanya Oxtoby
Leanne Mills	Taryn Rockall	Zoe Nolan	Amy Thorpe
Caitlin Munoz	Sally Shipard	Clare Polkinghorne	Leanne Trimboli
Nicole Somi	Jodi Todd	Alannah Reed	Laura Turnbull
Stacey Stocco	Tamika Wearing	Karla Reuter	Nicola Williams
Lydia Williams	<i>Coach: Peter Page</i>	Krystina Walker	Stacey Woodfin
<i>Coach: Robbie Hooker</i>		<i>Coach: Mike Mulvey</i>	<i>Coach: Alistair Edwards</i>

The indoor version of football has been played in Australia since 1972 and has steadily grown as a competitive sport. Players require a different set of skills compared to those of their outfield counterparts, demanding quick reflexes, fast thinking, and pinpoint passing and is an exciting game for children as well as adults.

The FIFA Futsal World Championship is the ultimate level for any Futsal player to play and Australia, despite its players all being part-time, has been fortunate to play each of the five Championships to be played.

History – the early days

Australia has played at all five FIFA Futsal World Championships, the first in 1989 in The Netherlands. However before FIFA officially came on board, there was three Indoor World Cups, under the banner of the FIFUSA game, played.

While Australia did not play in the opening tournament in 1982, they participated in the 1985 tournament, finishing 8th and then hosted the 1988 tournament in cities of Melbourne, Geelong, Canberra, Wollongong plus the town of Moe in Victoria.

Brazil was the master of the sport and went into the 1988 tournament unbeaten for 31 years and unbackable favourites to win a third straight crown.

Australia was placed in a group with Uruguay, Italy and Hungary, finishing second behind the very strong Uruguay team. Australia beat Italy 12-0 in its opening game and Hungary 16-0, but lost 6-1 to the Uruguayans.

The second round however was going to prove difficult, up against three South American teams in Brazil, Paraguay and Argentina. Paraguay won 8-1 and was followed by a 5-0 loss to Brazil. However Australia ended its tournament with a 7-3 win over Argentina to finish in 6th place. Paraguay eventually went on to win the final 2-1 against Brazil, its first ever loss.

FIFA Futsal World Championships

With FIFA eventually deciding to bring the 'Indoor' version under its wing, it didn't take long for the first FIFA Futsal World Championship to take place. The Oceania Football Confederation receiving one automatic place to the finals, Australia, as one of the few countries in the Confederation to play 'Indoor', dominated the qualifiers on most occasions.

The first two FIFA tournaments, Australia proved very competitive, but as the world moved on with its development and ultimately becoming more professional in its approach to the sport, Australia's development became stagnant, mainly due to a lack of funding, and results at the next FIFA tournaments have reflected this, with nine defeats in total and mostly by big margins.

The first official FIFA Futsal World Championship was held in 1989 in The Netherlands and was the closest Australia came to qualifying for the next round of a FIFA Futsal World Championship. The Aussies started off with an impressive terrific 1-1 draw against the strong USA team (who eventually finished third in the tournament), to give them confidence for the do-or-die game against Italy. Unfortunately the match against the Italians proved a disaster, a 6-1 loss, before they won their final group game against Zimbabwe 4-1.

The 1992 tournament in Hong Kong saw Australia face a tough task to qualify, with defending champions Brazil in its group. Australia lost the opening game to Brazil 3-0 and in the game that was to decide the second placed team, the 'Indooroos' as they were known then lost 2-1 against Belgium. Australia ended the tournament with a highly entertaining 8-6 win over Costa Rica to again finish 3rd in the group.

However that win proved the last by an Australian team at the World Championships, with big defeats in all games, except one at the 1996, 2000 and 2004.

A 3-2 loss against Thailand in their final game of the 2004 tournament should be looked at fairly positively considering our move to Asia, with the Thais rated highly in the region.

Australia's record in FIFA Futsal World Championships

1989 (Netherlands)	3rd in group
1992 (Hong Kong)	3rd in group
1996 (Spain)	4th in group
2000 (Guatemala)	4th in group
2004 (Chinese Taipei)	4th in group

Overall record:

5 appearances, 15 matches: 2 wins / 1 draw / 12 losses

AFC FUTSAL CHAMPIONSHIP

The AFC Futsal Championship is an annual tournament and will provide the Qantas Futsalroos with a consistent series of tough meaningful matches – work-outs which have been missing in previous years. Australia took part in its first AFC Futsal Championship in 2006.

AFC Futsal Championship Qualifying tournament, Kuantan, Malaysia, April 2006

Australia 3 Hong Kong 2
 Australia 5 Korea Republic 4
 Australia 16 Macau 2
Australia finished first in group and qualifies for the 2006 AFC Futsal Championships

2006 AFC Futsal Championship, Tashkent, Uzbekistan, May 2006

Australian squad: Tony Aleksovski (att), Adrian Dowling (att), Miles Downie (att), Keenan Duimpies (def), Trent Flanigan (mid), Luke Haydon (att), Goran Josifovski (mid), Benjamin Lam (att), Scott Manson (def), Andrew Nolan (mid), Gavin Obrien (gk), Andrew Paine (mid), Nicholas Papadatos (gk), Brett Richardson (mid), Elia Salloum (field), Mark Sgroi (gk), Peter Spathis (gk), Adrian Vizzari (field), Lachlan Wright (def), Christopher Zeballos (def). *Coach:* Scott Gilligan

Australia's results (Group C)

Australia 1 Kyrgyzstan 5
 Australia 7 Kuwait 4
 Australia 6 Lebanon 4
Australia finished second in Group and failed to qualify for the next stage.

For more information on Futsal visit www.footballaustralia.com.au